



High Performance Tile Mortar

RAMCO
TILE
FIX
HIGH PERFORMANCE TILE MORTAR

Ramco Tile Fix is a specially formulated and engineered tile mortar. It is a polymer-modified, cement-based and ready-to-use tile mortar. Ramco Tile Fix is the easiest, fastest and most convenient way to fix your tiles. It protects your tiles and ensures a long life for your wall and floor surfaces.

Wide Range of Products

Ramco Tile Fix is available in five different variants to suit every tile application, both indoors and outdoors. It is the ideal choice for installing new tiles as well as for renovation works.



Advantages

- Longer Life
- Excellent Bond Strength
- Good Workability
- Better Open Time
- Easy to use
- Anti-sagging
- No pre-soaking of Tiles





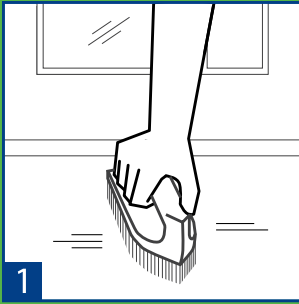
Applications

| Variants | T2 | T3 | T4 | T5 | T6 |
|----------------------------------|--------|--------|---------|---------|---------|
| Application Thickness | 3-6 mm | 3-6 mm | 6-12 mm | 6-12 mm | 6-12 mm |
| Ceramic Tile Floor | ✓ | | | | |
| Ceramic Tile Wall | ✓ | ✓ | | | |
| Vitrified Tile Floor | ✓ | ✓ | ✓ | | |
| Vitrified Tile Wall | | ✓ | ✓ | ✓ | |
| Granite Floor | ✓ | ✓ | ✓ | | |
| Granite Wall | | | ✓ | ✓ | |
| External Tile / Granite Cladding | | | ✓ | ✓ | |
| Natural Stone cladding | | | ✓ | ✓ | ✓ |
| Marble Floor | | | | | ✓ |
| Marble Wall | | | | | ✓ |
| Swimming Pool - Ceramic Tiles | | | ✓ | ✓ | ✓ |
| Swimming Pool - Glass Mosaic | | | | | ✓ |
| Tile-on-Mosaics | | ✓ | ✓ | | |
| Tile-on-Tile | | | ✓ | ✓ | |
| Tile-on-Granite | | | ✓ | ✓ | |
| Granite-on-Granite | | | | ✓ | |


Technical Data for T2 to T6 Variants

| Water powder ratio | Coverage at 3mm thickness | Open time | Pot life |
|--------------------|---------------------------|-----------|----------|
| 1 : 3.5 | 3-4 sft/kg | 20 min | 60 min |

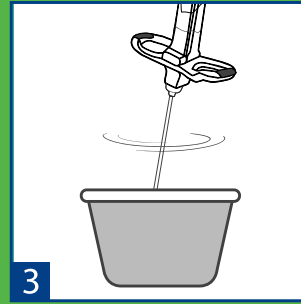
Directions for use



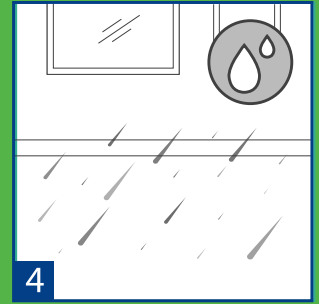
1 Clean the surface



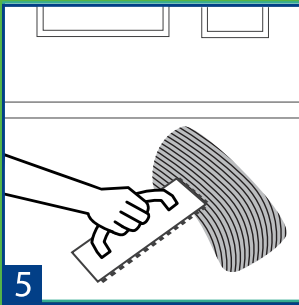
2 Mix Ramco Tile Fix with Water in a 3.5:1 ratio (powder : water)



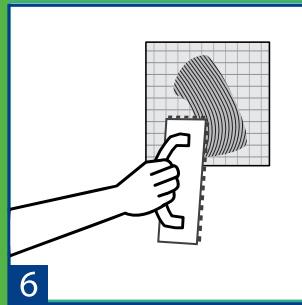
3 Stir well



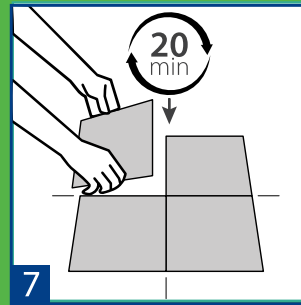
4 Wet the surface



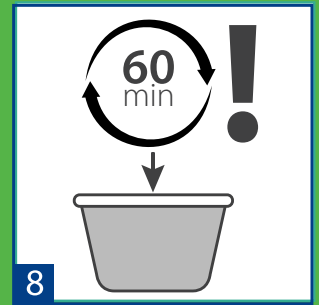
5 Apply mortar to the surface



6 Back butter mortar to the tile



7 Fix the tile within 20 minutes of tile fix application



8 Use the mixed tile fix within 60 minutes (from the pot)

Precaution: This product contains cement and contact with skin may cause irritation. It is advisable to wear a filter mask and protective clothing. In case of eye contact, wash copiously with water and if irritation persists, seek medical treatment.



Right Products **for** Right Applications



*For all concrete-making cements excluding Ramco Supercrete - not required hence do not add it.

Toll Free No: 1800 425 5700
www.ramcocements.in

RAMCO
 CEMENT