




# FIRM & FOCUSSED



THE RAMCO CEMENTS LIMITED

ANNUAL REPORT 2021-22

# CONTENTS

## Corporate Overview

01	Introduction to theme
02	Company overview
04	Facilities
06	Presence
08	Product portfolio
10	Performance highlights
14	Managing Director's message
16	CEO's message
18	Business model
20	Manufacturing excellence


22	Innovation
24	Technology
26	Sustainability
28	Environment
30	Social
36	Governance
42	Awards and accolades
44	15-year highlights
45	Corporate information

## Statutory Reports

46	Notice
58	Board's report
110	Business Responsibility and Sustainability Report

## Financial Statements

144	Separate financial statements
232	Consolidated financial statements

 Read online or download this report at [www.ramcocements.in](http://www.ramcocements.in)

Guided by his  
values



Shri P.A.C. Ramasamy Raja

Founder  
1894-1962

Built by his  
vision



“Gurubakthamani”

Shri P. R. Ramasubrahmanya Rajha

Sridharmarakshakar - Former Chairman  
1935-2017



“The heights by great men reached and kept were not attained by sudden flight, but they, while their companions slept, were toiling upward in the night.”

# FIRM & FOCUSSED

**Ramco Cements is built on a solid, unshakable foundation built through six decades of experience and powered by world-class integrated manufacturing facilities, deep innovation capabilities and digital and sustainable technologies. A foundation that is enabled through a focussed approach of empowering customers with right products for right applications and growing in an environmentally, socially and in a sustainable manner.**

This exciting interplay of firm foundation and focussed approach is what provides us resilience to withstand the turbulences and persistently move ahead.

In a challenging FY 2021-22, marked by a slowdown in cement industry due to pandemic, extended monsoon and a steep rise in input prices, our firm foundations and focussed approach enabled us to hold our ground and progress with our growth story. Through the year, we continued to nurture these key business drivers and pursued our capex programmes with sharper focus. We maintained adequate raw material stocks to counter price increase and supply-chain constraints to ensure continuous production. We strengthened our understanding of customer needs and remained agile to capture market opportunities.

**With the cement industry now headed for a robust growth driven by India's ambitious infrastructure story, Ramco Cements, with its firm foundation and focussed approach is set to witness accelerated growth and create greater value for all stakeholders.**



COMPANY OVERVIEW

# A BRAND SYNONYMOUS WITH FAITH AND CUSTOMER-CENTRICITY

Leveraging a rich legacy of more than 6 decades and a strong and experienced management team, The Ramco Cements Limited stands tall as one of the largest cement producers in India and the most popular cement brand in South India.

## About us

We embarked on our journey in 1961, and soon emerged as a well-known cement manufacturer in India. Over the years, we have gradually diversified our portfolio, and have emerged as a cement manufacturer who instils faith among customers. Our diversified portfolio comprises various types of cement, ready mix concrete and dry mortar products. Headquartered in Chennai, we have a strong dealer and sub-dealer network, and longstanding relationship with our customers, influencers and supply chain partners.

Our ISO 9001:2015, ISO 14001:2015 and OHSAS 18001 certification, fortifies people's faith in the Company, and validates our focus on quality management, environment, and occupational health and safety of our employees, respectively.

We are listed on both National Stock Exchange of India Limited (NSE) and BSE Limited (BSE) with a market capitalisation of ₹ 18,149 crores as on 31<sup>st</sup> March 2022.

## Ethos

### Vision



Build.  
Strengthen.  
Nurture.

### Mission



Becoming the most trusted construction solution partner by creating innovative products which are most preferred for each type of application without compromising our commitment to ethics, environment, our people and our society and responsibly building long-term relationships with everyone of our stakeholders.

### Values



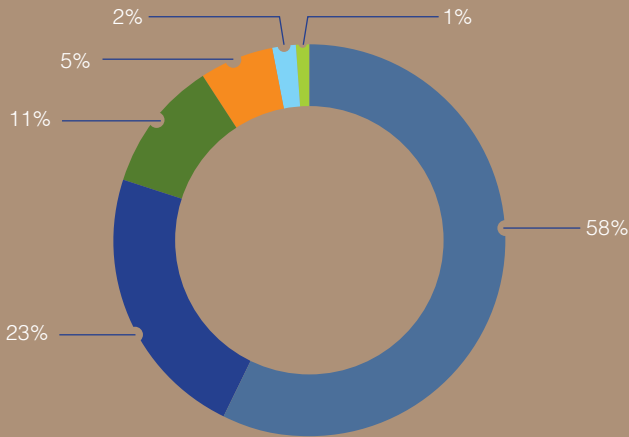
- Customers' continued satisfaction and the sensitivity to their needs is our source of strength and security. If there is no customer, there is no business.
- We do not look at productivity as a game in numbers. We try to learn from others, be committed to quality and always stay ahead in terms of technology.
- We have strong faith in the innate creative abilities and infinite potential of human resources. We are committed to investing in people development and growth, since this is the foundation for strong and qualitative growth of the organisation.
- Freedom to professional managers, open channels of communication, transparency in whatever we do, participative management, involvement of the workers in their leisure time in community and social work are evidences of our faith in human resources.
- We believe that when the organisation grows, the society and the community around us should also grow.
- Even while continuing to achieve sustained growth through fair, just and ethical means, we strongly believe in respecting others sentiments and values.



Value-added by business activities

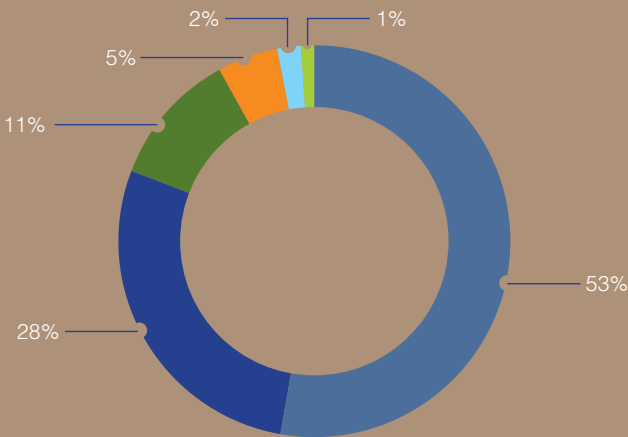
FY 2021-22

₹ 3,764.71 crores



FY 2020-21

₹ 3,762.40 crores



- Contribution to the national exchequer
- Retained for business (including depreciation and deferred tax)
- Paid to employees as wages and benefits
- Providers of debt
- Providers of equity capital
- Contribution to the society



**19.40 MTPA**

Total cement manufacturing capacity (12.20 MTPA integrated cement plant and 7.20 MTPA satellite grinding units)



**3,326**

Employee strength as on 31<sup>st</sup> March 2022



**9,000+**

No. of Dealers



**20,000+**

No. of Sub-Dealers



**367.79 MW**

Captive power capacity (Thermal Power – 175 MW, Waste Heat Recovery System – 27 MW, Windfarms – 125.95 MW and Windfarms of the Subsidiary – 39.84 MW)



**AA+ (Stable)**

Credit rating by ICRA for long-term borrowings



**A1+**

Credit rating by both ICRA and CRISIL for short-term borrowings

\*MTPA: Million tonnes per annum

FACILITIES

# OUR INTEGRATED AND DIVERSE MANUFACTURING OPERATIONS

We leverage our world-class manufacturing units equipped with latest equipment, digital and sustainable technologies and path breaking research, to produce superior quality products, which find downstream application across multiple sectors. Designed to operate with high productivity and in an environmentally sustainable manner, they are enabling us to achieve competitive advantage in the industry.



Manufacturing facilities



## Our operational edge

- Our facilities are strategically located in proximity to raw material sources and end markets, and are well connected with highways and railway sidings
- Our in-house captive power generation makes us self-reliant, and with an increased thrust on green power it also reduces our carbon footprint
- Integrated operations ensuring better cost efficiencies and more control on quality of products

## INTEGRATED CEMENT PLANTS



### Ramasamy Raja Nagar, Virudhunagar, Tamil Nadu

Cement capacity

**2.00 MTPA**

Captive power

**25 MW (TPP)**

Uses

**16.50 MW** of Green Power from Company's windfarms



### Alathiyur, Tamil Nadu

Cement capacity

**3.05 MTPA**

Captive power

**42 MW (TPP)**



### Govindapuram Village, Ariyalur, Tamil Nadu

Cement capacity

**3.50 MTPA**

Captive power

**66 MW (TPP)**



### Jayanthipuram, Kumarasamy Raja Nagar, Andhra Pradesh

Cement capacity

**3.65 MTPA**

Captive power

**42 MW (TPP)**

**27 MW (WHRS)**



### Kalavatala, Kolimigundla Mandal, Kurnool District, Andhra Pradesh (Upcoming)

Cement capacity

**1.00 MTPA**

Captive power

**18 MW (TPP)**

**12.15 MW (WHRS)**



## GRINDING UNITS



**Uthiramerur, Kancheepuram, Tamil Nadu**

Cement capacity

**0.50 MTPA**

Uses

**4.95 MW** of Green Power from Company's windfarms



**Valapady, Salem, Tamil Nadu**

Cement capacity

**1.60 MTPA**

Uses

**9.90 MW** of Green Power from Company's windfarms



**Kolaghat, Purba Medinipur, West Bengal**

Cement capacity

**2.00 MTPA**



**Kharagpur, Paschim Medinipur, West Bengal**

Cement capacity

**0.20 MTPA**



**Gobburupalem, Vizag, Andhra Pradesh**

Cement capacity

**2.00 MTPA**

Uses

**4.85 MW** of Gas Power from APGPCL



**Haridaspur, Jajpur District, Odisha**

Cement capacity

**0.90 MTPA**

PRESENCE

# OUR STRONGHOLDS

We have a widespread presence across the country which coupled with the strategically located manufacturing units and robust distribution network, makes us a well-known cement player industry in India, with our dominant market being South and East India.



### Integrated cement plants

1. Ramasamy Raja Nagar, Virudhunagar District, Tamil Nadu
2. Alathiyur, Cement Nagar, Ariyalur District, Tamil Nadu
3. Govindapuram Village, Ariyalur District, Tamil Nadu
4. Jayanthipuram, Kumarasamy Raja Nagar, Krishna District, Andhra Pradesh



### Upcoming Integrated cement plant

1. Kalavatala, Kolimigundla Mandal, Andhra Pradesh



### Grinding units

1. Kattuputhur Village, Uthiramerur, Kancheepuram District, Tamil Nadu
2. Singhipuram Village, Valapady, Salem District, Tamil Nadu
3. Kolaghat, Purba Medinipur District, West Bengal
4. Gobburupalem, Amir Sahib Peta Post, Kasimkota Mandal, Vizag, Andhra Pradesh
5. Kharagpur, Paschim Medinipur, West Bengal
6. Haridaspur, Jajpur District, Odisha



### Packing plant

Kumarapuram, Kanyakumari District, Tamil Nadu



### Readymix concrete plant

Chennai, Tamil Nadu



### Dry mortar plant

Sriperumbudur, Tamil Nadu



### Upcoming Dry mortar plants

1. Ramasamy Raja Nagar, Virudhunagar District, Tamil Nadu
2. Singhipuram Village, Valapady, Salem District, Tamil Nadu



### R&D centre

Chennai, Tamil Nadu



### Wind Farms

1. Thandayarkulam, Tamil Nadu
2. Veeranam, Tamil Nadu
3. Muthunaickenpatti, Tamil Nadu
4. Pushpathur, Tamil Nadu
5. Udumalpet, Tamil Nadu
6. Vani Vilas Sagar, Karnataka
7. GIM II Hills, Karnataka

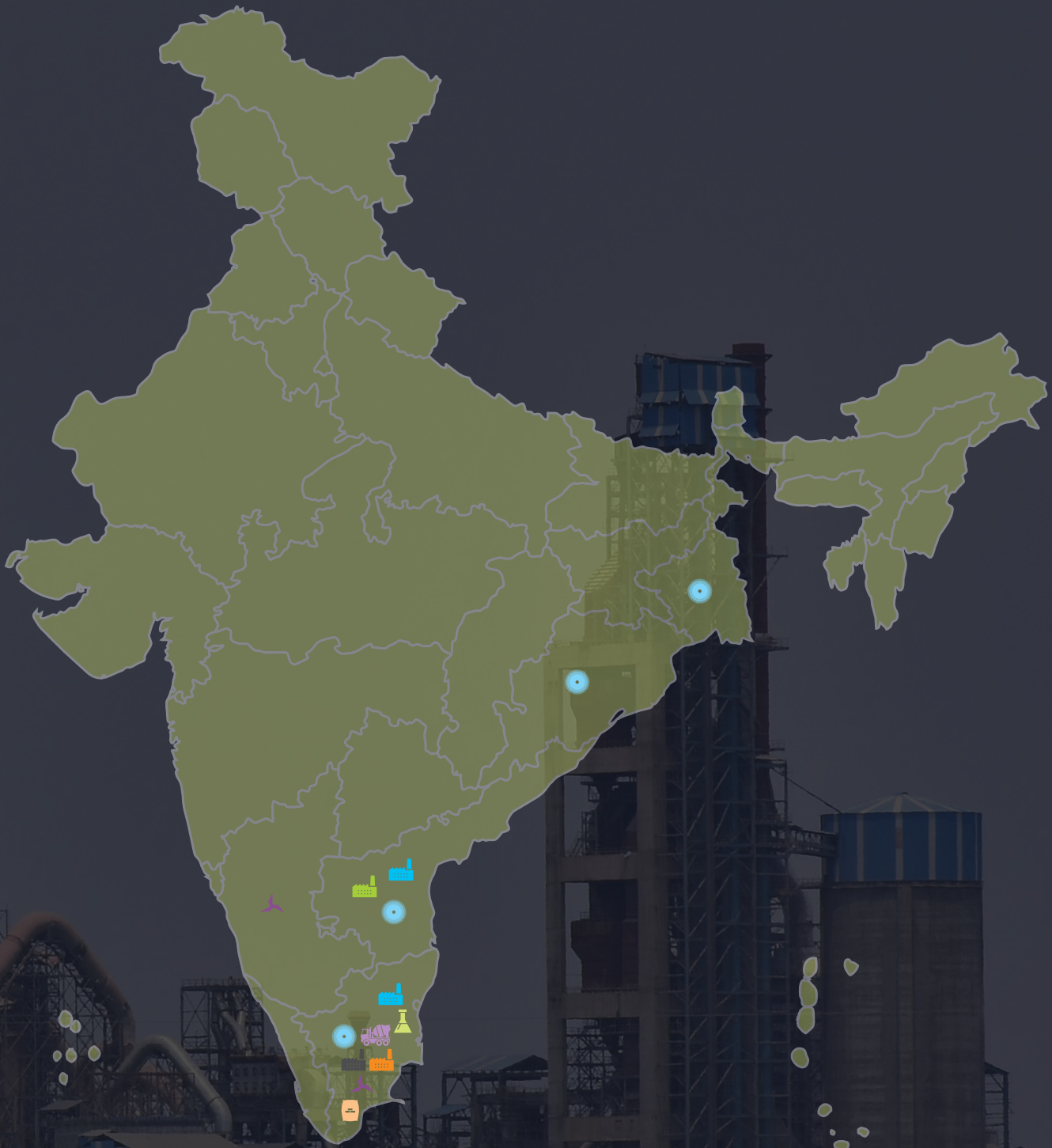
### Region-wise cement manufacturing capacity



South India  
**17.30 MTPA**  
85%

East India  
**3.10 MTPA**  
15%





Map not to scale. For illustrative purposes only.

PRODUCT PORTFOLIO

# OUR EXTENSIVE PRODUCT SUITE


We have a dynamic and diverse product portfolio ranging from OPC (Ordinary Portland Cement) grade to multiple types of blended cement, ready mix concrete and dry mix products. It enables us to cater the varied and ever changing needs of customers.



Types of cement produced

A diversified portfolio

## CEMENT



**Ramco Supergrade**  
Blended cement

Key features

- Enhanced durability
- Low heat of hydration
- Less lime leaching
- High ultimate strength
- High performance cement

Downstream utilisation

- Housing construction
- Commercial construction
- Infrastructure projects



**Ramco Supercrete**  
Blended cement

Key features

- Crack-resistant concrete
- Early hardening
- High strength
- Low heat of hydration

Downstream utilisation

- Housing construction
- Commercial construction



**Ramco Superfine EFC**  
Blended cement

Key features

- Highly durable concrete
- Enhanced impermeability
- Resistant to sulphate attack
- Smooth finish

Downstream utilisation

- Building structures close to water bodies



**Ramco Super Steel**  
Blended cement

Key features

- High-grade concrete
- High early strength
- Can withstand harsh climatic conditions
- Low heat of hydration

Downstream utilisation

- Construction exposed to harsh natural elements
- Underground construction



**Ramco Super Fast**  
Blended cement

Key features

- Rapid hardening
- No admixtures needed

Downstream utilisation

- Manufacturing of precast items such as hollow blocks, solid blocks, paving blocks and fly ash bricks, among others



**Ramco Super Coast**  
Blended cement

Key features

- Sulphate resistant
- Low heat of hydration

Downstream utilisation

- Producing concretes for areas with high concentration of sulphates



**Karthik Super Plus**  
Blended cement

Key features

- Low heat of hydration
- High durability

Downstream utilisation

- Producing concrete suited for canal works



**Ramco Samudra**  
Blended cement

Key features

- Low heat of hydration
- Durable concrete

Downstream utilisation

- Construction requiring high durability



**Ramco 53 Grade OPC**

Key features

- High early strength concrete

Downstream utilisation

- High rise residential buildings
- Flyovers
- Runways



### Ramco Infra 53 Grade OPC

#### Key features

- High slump retention

#### Downstream utilisation

- Infrastructure projects such as bridges, flyovers and tunnels, among others



### Ramco 43 Grade OPC

#### Key features

- High strength concrete
- Long slump retention

#### Downstream utilisation

- Cement sheet manufacturing
- Government works



### Ramco Infra 43 Grade OPC

#### Key features

- High strength concrete
- High slump retention

#### Downstream utilisation

- Government projects such as nuclear power plants

## DRY MIX PRODUCTS



### Ramco Super Fine Cement-based Putty

#### Key features

- White cement-based wall putty
- Water repellent
- Crack resistance
- Strong bonding abilities with plaster

#### Downstream utilisation

- Crack-free walls and ceilings
- Reduces paint consumption considerably



### Ramco Tile Fix

#### Key features

- Enhanced workability
- Anti-sagging
- Longer life

#### Downstream utilisation

- For fixing all types of tiles – granite, marble, natural stone, ceramic
- Underwater applications



### Ramco Block Fix

#### Key features

- Self-curing abilities
- Excellent adhesion
- Highly economical and versatile

#### Downstream utilisation

- Fixing of autoclave aerated concrete blocks, Fly ash blocks and concrete blocks



### Ramco Plastering Compound

#### Key features

- Improved adhesion
- Increased water retention
- Enhanced strength
- Uniform finish

#### Downstream utilisation

- Suitable for external application



### Ramco Super Plaster

#### Key features

- Uniform finish
- Easy application
- Improved durability

#### Downstream utilisation

- General purpose plasters for external and internal application



### Ramco Self Curing Plaster

#### Key features

- Reduced water consumption
- Cost effective
- Easy application

#### Downstream utilisation

- Replacement to ordinary cement for plastering and other non-structural applications



### Ramco Tile Grout

#### Key features

- Superior consistency and durability
- Stain proof
- Abrasion resistance
- Water resistant
- Ready-to-use packaging

#### Downstream utilisation

- Internal and exterior wall tiles and floor tiles



### Ramco Water Repellent Plaster

#### Key features

- Ready mix product
- Water repellent

#### Downstream utilisation

- External areas and wet areas

## READY MIX CONCRETE



### Ramco Super Concrete

#### Key features

- Convenient
- High performance
- Cost efficient

#### Downstream utilisation

- Producing high performance concrete suited for various requirements of customers

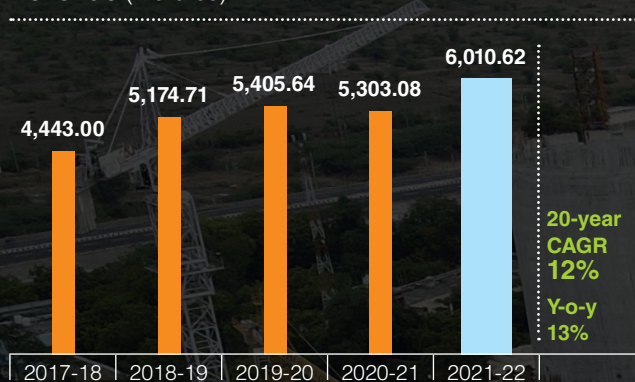
PERFORMANCE HIGHLIGHTS

# OUR CONSISTENT TRAJECTORY

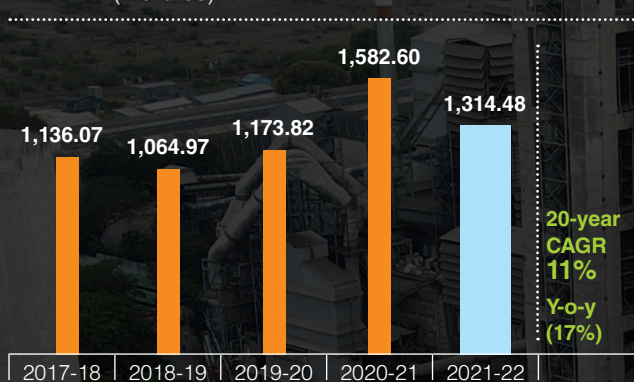
Our business is defined by innovation and manufacturing excellence, diverse portfolio and deep customer understanding. We also maintain strong focus on right capital structure underpinned by low leverage and steady cash flows. These enable us to achieve strong performance sustainably and create value for all stakeholders.

## PROFIT AND LOSS INDICATORS

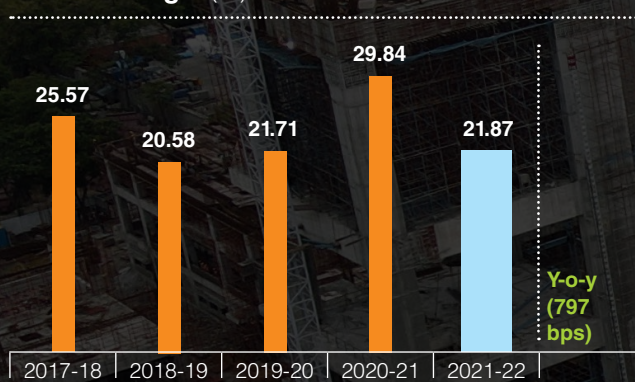
Revenue (₹ crores)



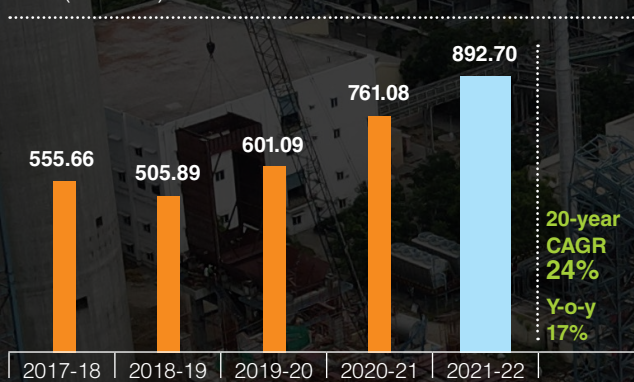
EBITDA (₹ crores)



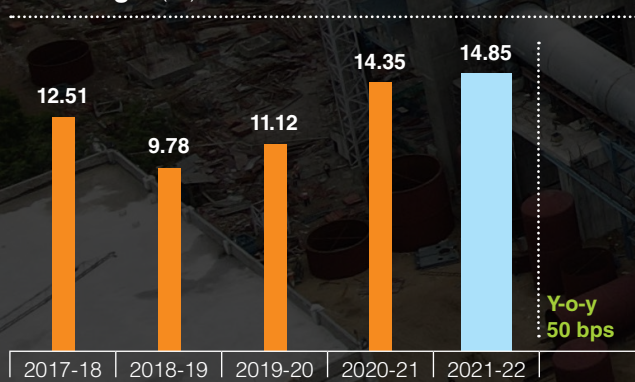
EBITDA margin (%)



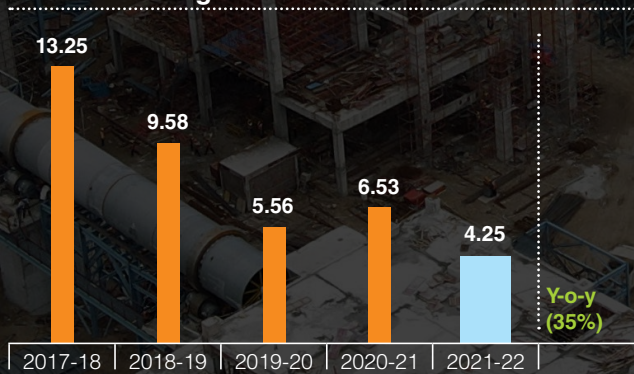
PAT (₹ crores)



PAT margin (%)

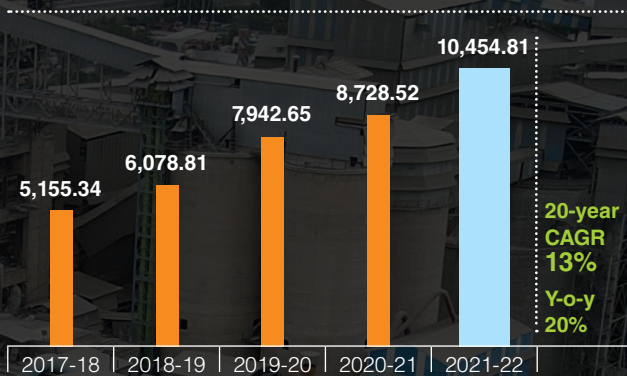


Interest coverage ratio

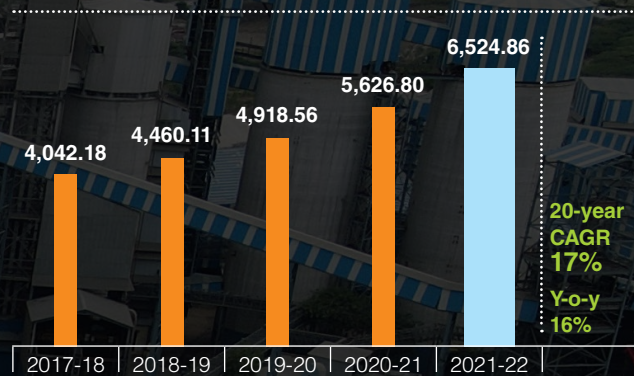


# BALANCE SHEET INDICATORS

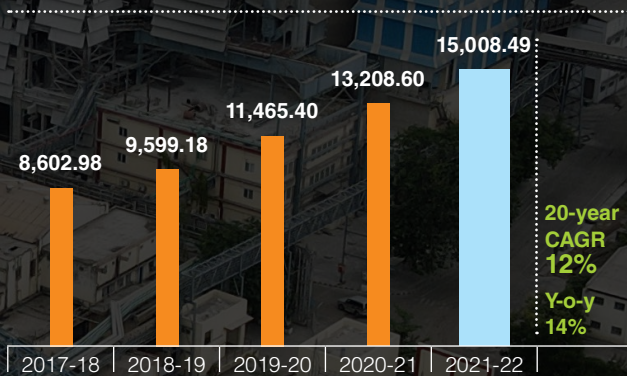
**Capital employed (₹ crores)**



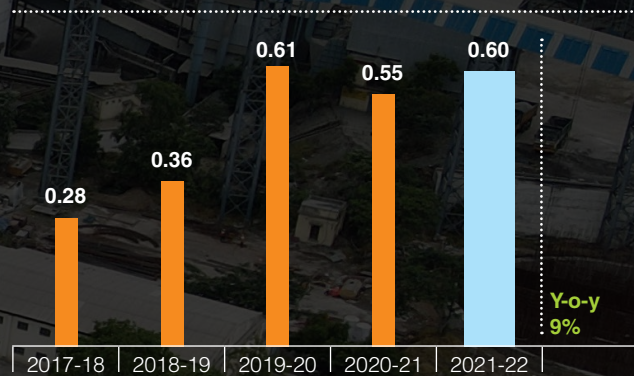
**Net worth (₹ crores)**



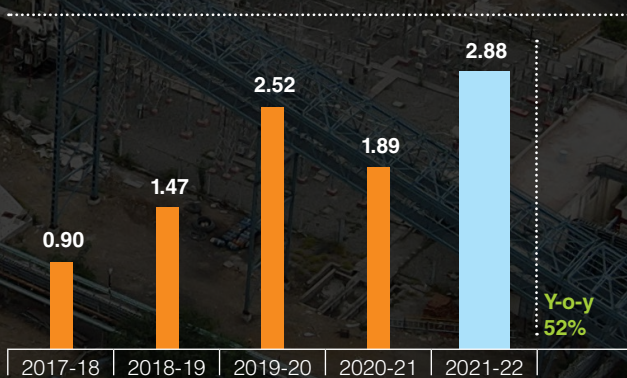
**Gross fixed assets (₹ crores)**



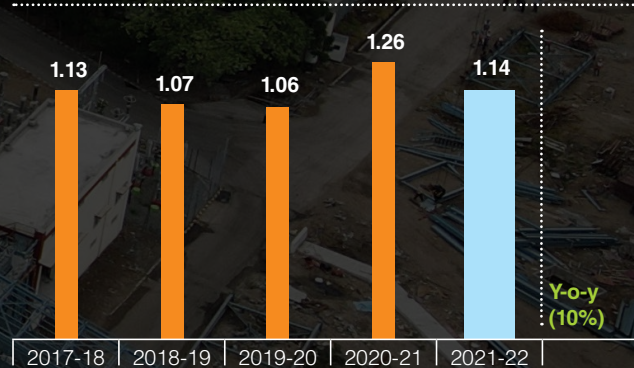
**Debt equity ratio**



**Net Debt to EBITDA**

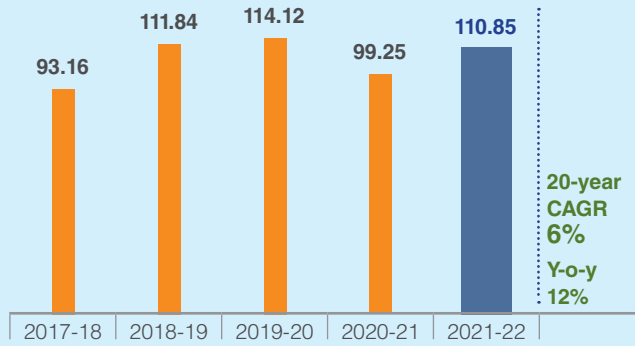


**Current ratio**

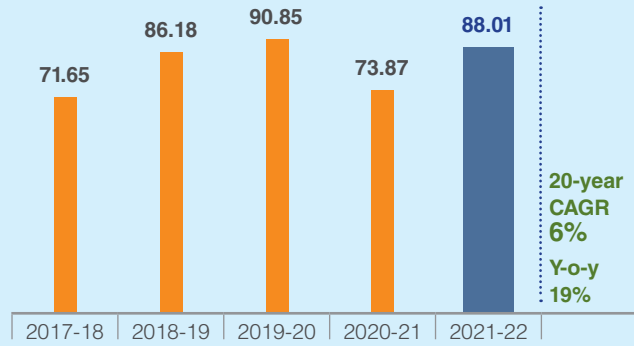


# OPERATIONAL INDICATORS

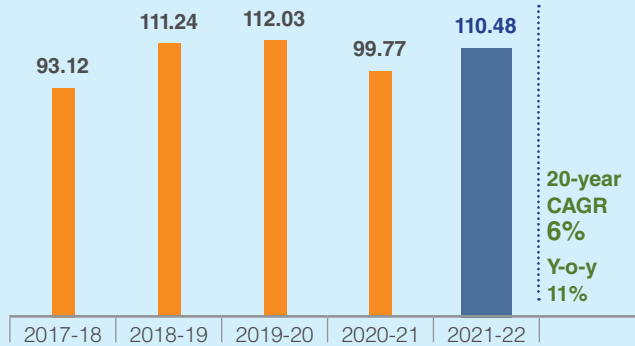
**Cement production** (Lakh tonnes)



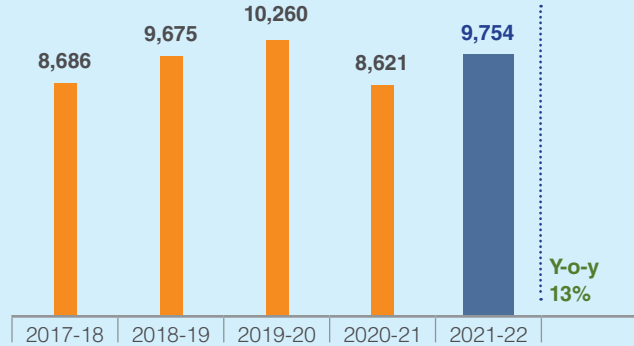
**Clinker production** (Lakh tonnes)



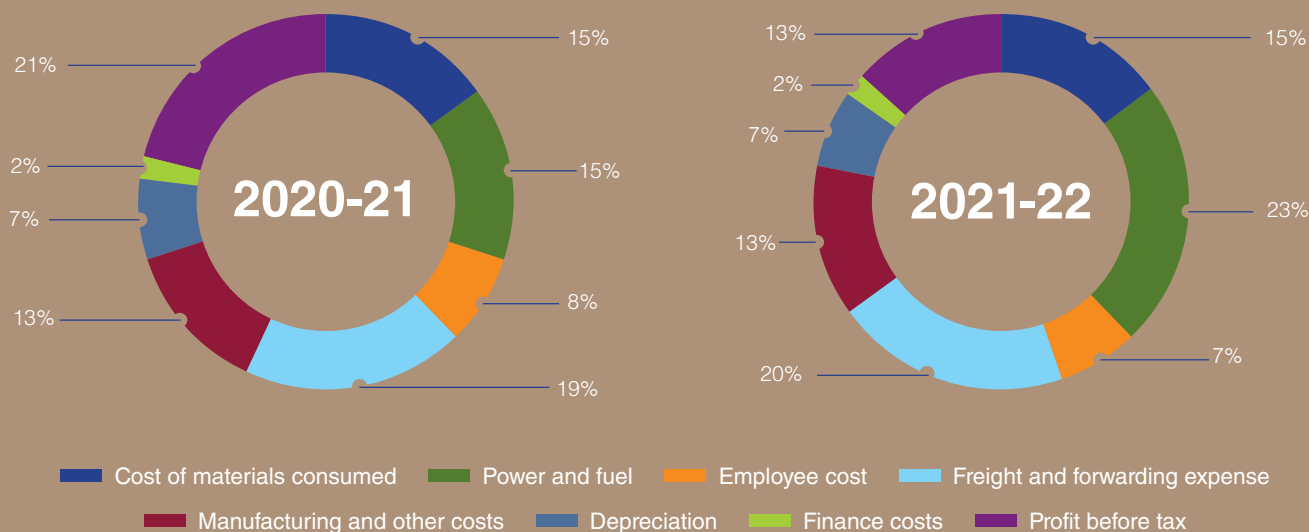
**Cement sales volume** (Lakh tonnes)



**Total captive power production**  
(TPP + Wind Power + WHRS) (Lakh units)



## Cost analysis as a % of revenue



## Economic Value Added (EVA)

(₹ in Crores)

Particulars	2017-18	2018-19	2019-20	2020-21	2021-22
1. Average debt	1,268.99	1,365.93	2,321.40	3,062.91	<b>3,515.84</b>
2. Average equity	3,891.85	4,251.15	4,689.34	5,272.68	<b>6,075.83</b>
3. Average capital employed (1) + (2)	5,160.84	5,617.08	7,010.74	8,335.59	<b>9,591.67</b>
4. Cost of debt, post-tax %	3.27%	3.81%	4.32%	3.99%	<b>4.57%</b>
5. Cost of equity %	12.84%	10.64%	12.02%	13.34%	<b>13.88%</b>
6. Weighted Average Cost of Capital % (WACC)	10.48%	8.98%	9.47%	9.90%	<b>10.47%</b>
7. COCE: (3) x (6)	<b>540.86</b>	<b>504.41</b>	<b>663.92</b>	<b>825.22</b>	<b>1,004.25</b>
8. Profit after tax	555.66	505.89	601.09	761.08	<b>892.70</b>
9. Add: Interest	59.21	50.87	71.35	87.62	<b>112.40</b>
10. Add: Depreciation	292.20	298.52	315.26	355.30	<b>400.84</b>
11. Net Operating Profits After Taxes (NOPAT)	907.07	855.28	987.70	1,204.00	<b>1,405.94</b>
12. EVA: NOPAT – COCE	<b>366.21</b>	<b>350.87</b>	<b>323.78</b>	<b>378.78</b>	<b>401.69</b>

## Notes:

NOPAT = Profit after taxes, but before depreciation and interest

COCE (Cost of Capital Employed) = WACC x Average Capital Employed

WACC = (Cost of Debt x Proportion of Debt) + (Cost of Equity x Proportion of Equity)

Cost of Debt = Effective rate of interest applicable to the Company, net of taxes

Cost of Equity = (Dividend per Share / Market price per Share) + (1 – Dividend Payout Ratio) \* Return on Equity

FROM THE DESK OF P.R.VENKETRAMA RAJA

# DECISIVE STEPS IN TURBULENT TIMES



## Dear shareholders,

I am happy to present to you our 64<sup>th</sup> Annual Report for the year 2021-22. On this occasion, I would like to inform all our stakeholders that we continue to grow strong on the back of our deep understanding of ever-changing customer demands, innovation excellence and ability to respond to challenges with agility.



What makes me happy is the proactive and focussed efforts taken by our teams to stay ahead of the challenges. They engaged at a deep level with customers to better understand their requirements, and accordingly tweaked product portfolio to cater to these needs.

### Macro and micro scenario

The fiscal 2021-22 was marked by several challenges. The most apparent ones being the second and third wave of the pandemic. The second wave especially exacted a heavy toll on the people of the country and the economy. Though this impacted the GDP growth in the second quarter of the fiscal, the economy has since rebounded strongly driven by positive business sentiments. The country is estimated to have grown at 8.7% in FY 2021-22 compared to a contraction of 6.6% in FY 2020-21, thereby, posting a recovery.

However, rising oil prices and broad-based inflation remained a major challenge which further aggravated in the fourth quarter of the fiscal with the onset of the Ukraine and Russia war. Impacted by sectoral headwinds, the prices of pet coke, coal and fuel saw a sharp rise. Primarily due to increasing input costs, the raw material, power and fuel and freight expenses increased by 12%, 31% and 5% YoY, respectively, for the cement industry.

However, the rebound of cement production and demand in India in FY 2021-22 has validated our optimism,

after taking a hit in FY 2020-21 due to pandemic-induced slowdown. India's cement production was estimated at 332 million tonnes in FY 2021-22, growing at 12% y-o-y. Going forward, the cement industry is expected to head for a speedy recovery to reach 358 million tonnes in FY 2022-23, growing at 8% y-o-y, driven by increasing Government spend on infrastructure and sharp focus on housing.

### Firm and focussed

Faced by significant challenges, we stood our ground and remained resilient with an unwavering focus on our key thrust areas, which enabled us to emerge stronger. We achieved a sales quantum of 11.05 million tonnes during the fiscal compared to 9.98 million tonnes in FY 2020-21, a growth of 10.72%. This number could have been much better if not for the various challenges we were faced with during the year, ranging from excessive rain in the southern and eastern markets to the second and third waves of COVID-19, affecting the Southern states severely, when compared to other regions. The excessive rains during the year delayed infrastructure work in these





markets, thereby, impacting cement offtake. South is our core market, which once disrupted by heavy monsoon and cyclones, capped our sales growth.

What makes me happy is the proactive and focussed efforts taken by our teams to stay ahead of the challenges. They engaged at a deep level with customers to better understand their requirements, and accordingly tweaked product portfolio to cater to these needs. It helped us in rapidly scaling sales as the markets revived, and at the same time strengthened our reputation as a customer-centric brand. At our new Kurnool plant, trial run upto clinkerisation has been completed during the fiscal. With this, our clinker capacity scaled to 13.65 million tonnes per annum. We further undertook measures to optimise operational cost which helped to some extent in offsetting the increase in logistics and raw material costs.

### ESG embedded deep in our ethos

Driven by our focus on creating shared value for all our stakeholders through responsible steps, we have sharpened our focus on Environment, Social and Governance (ESG). ESG is a part of our ethos, and is inculcated among all our employees and supply chain partners. We believe in creating inclusive

development by balancing growth with the well-being of our employees, supply chain partners and communities.

Under the purview of environment, we undertake specific measures to reduce net carbon emissions ensuring prudent water management, responsible waste management and zero waste to landfill. There is a strong intent to lower dependence on conventional power and attaining a mix of captive and green power in the total power consumption. Under the purview of social, we focus on our employees and communities. To ensure creation of greater employee value, we focus on active employee engagement, diversity and inclusion, progressive employee learning and development and employee health and wellness.

As a culmination of these efforts, we have recorded zero fatalities during the year. For the community, we undertake specific measures under the spheres of education, health and sanitation, upskilling and biodiversity enrichment, to ensure holistic community upliftment. Under the purview of governance, we focus on building a framework centred on ethics, which is transparent, accountable, and promotes equity in all aspects. Our management team works in conjunction with this robust framework, and leverages their rich

experience to take informed decisions and decisive measures, spearheading our growth trajectory.

### Acknowledgement

I am grateful to the various departments and agencies of the Central and State Governments for their help and co-operation. I thank our investors for their unstinted faith in the Company, and our customers for their loyalty towards the Ramco brand. I extend my appreciation towards our supply chain partners, banks and financial institutions for the strong cemented relationship we had shared throughout the year. Lastly, I extend my appreciation to all our employees and my colleagues on the Board who helped us stand strong in the face of challenges.

The opportunities in the industry are immense and as one of the leading cement players with large capacities and a robust business model, we are set to see strong offtake in the coming years. I seek the continued support and trust of all stakeholders in the journey forward.

Regards,

FROM THE DESK OF A.V.DHARMAKRISHNAN

# GROWTH SHAPED BY RESILIENCE



I am pleased to announce that we have not only scaled our production of cement during FY 2021-22, but also delivered a decent topline growth, against the backdrop of several headwinds from the sectoral challenges and the consecutive waves of COVID-19.



We are happy to report, that we have crossed the milestone revenue figure of ₹ 6,000 crores, and closed fiscal at ₹ 6,011 crores, a growth of 13.34% y-o-y. Total sales volume clocked at 11.05 million tonnes in FY 2021-22 compared to 9.98 million tonnes in FY 2020-21, up by 10.72% y-o-y.

## Rising against the tide

The fiscal under review, was marked by consecutive waves of the pandemic, which coupled with the drastic weather conditions in south and east India and the rising inflation, posed a number of challenges for us. We remained resilient and leveraged our deep understanding of customer requirement to navigate through this storm, and post great results.

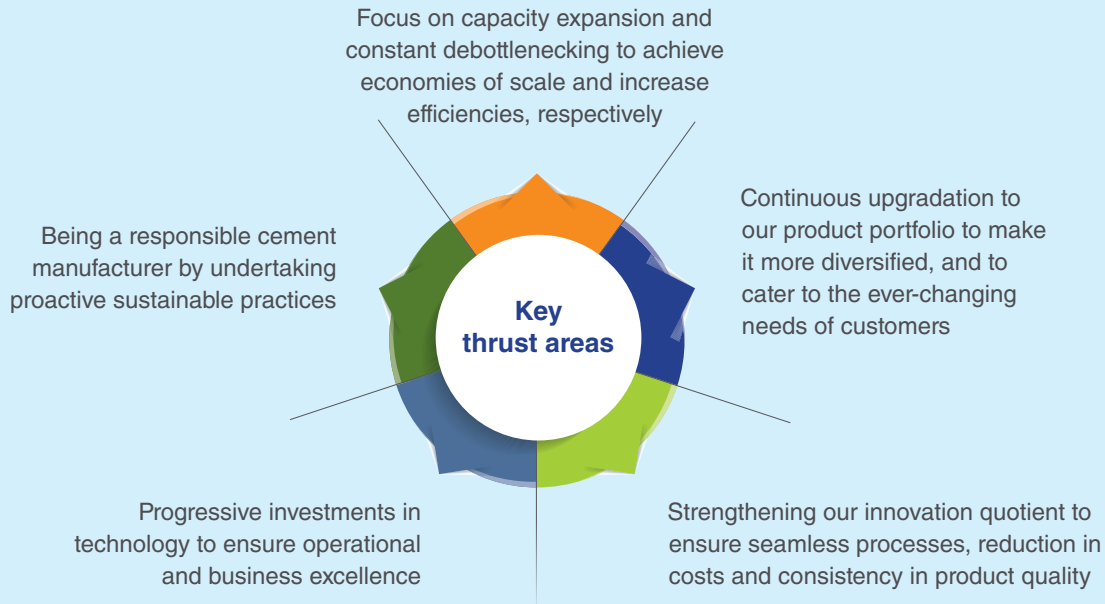
We are happy to report, that we have crossed the milestone revenue figure of ₹ 6,000 crores, and closed fiscal at ₹ 6,011 crores, a growth of 13.34% y-o-y. Total sales volume clocked at 11.05 million tonnes in FY 2021-22 compared to 9.98 million tonnes in FY 2020-21, up by 10.72% y-o-y. However, owing to the cost inflation led by near doubling of pet coke prices and 20% spike in diesel prices, the profitability was under pressure. This was a trend noted through the industry. EBITDA for the year was recorded at ₹ 1,314 crores compared to ₹ 1,583 crores in the previous fiscal. Similarly, the blended EBITDA per tonne was at ₹ 1,190 in FY 2021-22 compared to ₹ 1,586 in FY 2020-21.

## Consistently scaling and sustaining

During the fiscal under review, we spent ₹ 1,816 crores on capex and various debottlenecking measures undertaken to increase operational efficiencies and drive capacity utilisation. This enabled us to increase our clinker capacity utilisation from 75% to 80% and cement capacity utilisation from 51% to 57%, compared to the previous financial year. Further, in just 12 months of operationalisation, our Odisha grinding unit is now running at full capacity, validating our improved operational efficiencies and the confidence we had on this market.

During the year, the Line III in Jayanthipuram with a clinkerisation capacity of 1.5 MTPA and the Phase III of waste heat recovery system (WHRS) with a capacity of 9 MW were commissioned.

The Kurnool integrated plant greenfield expansion is under way, and is running delayed due to the contractor not being able to execute the project in the estimated time. We are optimistic of achieving commercialisation of this



new plant during FY 2022-23. This is expected to help us cross the 20 million tonnes rated capacity milestone in FY 2022-23. We also have a few power projects lined up. A 6 MW WHRS is nearing completion and is expected to be commissioned by July 2022. Further, another 6.15 MW of WHRS and 18 MW of thermal power plant capex is also in progress which is expected to be completed by the end of FY 2022-23. This would not only ensure lower power costs and improved emission control but also make us more self-reliant.

Presently, power from windfarms is partly used for captive consumption and partly sold to grid. We propose to use the entire wind power in our manufacturing facilities, which would reduce our overall power cost. This will also lead to utilisation of more green power in manufacturing our cement, validating our commitment towards sustainability.

Our gross debt as on 31<sup>st</sup> March 2022 stood at ₹ 3,930 crores compared to ₹ 3,102 crores in same period last year.

Going forward, we would be becoming more prudent with most of our accruals directed towards debt reduction to ensure improved credit rating and a stronger Balance Sheet.

**Premiumisation driving margins**

In today's world, premiumisation has been increasingly gaining traction. Cement is highly commoditised product, wherein the unique differentiation is created by value-additions, which result in formation of premium cement. We have a strong research and development team working towards creation of a diversified portfolio of products catering to the ever-changing requirements of customers. The right cement for right application was a drive initiated by us to promote awareness among these customers about the unique selling proposition of each product, and what would be the right cementitious product to be used for a specific purpose. Over the years, we have strengthened our value-added portfolio on the back of continuous innovation and rigorous testing.

During the year under review, our premium product carved a revenue share of 22% compared to 18% during FY 2020-21, registering a 400 bps growth year-on-year. With premium product driving margins, our EBITDA per tonne of cement is expected to grow at a rapid pace in the foreseeable future.

**Acknowledgement**

In conclusion, I would like to express my gratitude towards Board of Directors for their guidance and employees for their untiring efforts to make this fiscal a success for the Company. I would also like to thank all our stakeholders for their continuous support and faith throughout the year.

Regards,



**BUSINESS MODEL**

# OUR MODUS OPERANDI

We constantly endeavour to create long-term value for all our stakeholders. We achieve this by capitalising our strengths and sharpening our focus on seamless operations while executing our strategic priorities.

## WHAT WE USE



**Capital**

**₹ 6,524.86 crores**

Net worth



**Assets (Units)**

- 5** Integrated cement plants
- 6** Grinding units
- 1** Packing plant
- 1** Ready mix concrete plant
- 3** Dry mortar plants
- 1** R&D centre
- 7** Wind farm locations



**Resources**

**Energy**

- 69%** from Captive Thermal Power Plants
- 16%** from Electricity Grids and
- 15%** from WHRS & Windmills

**27,84,847 KL**

Water

**116.13 lakh tonnes**

Limestone

**5.24 lakh tonnes**

Pet coke



**People**

**3,326** Permanent employees

**9,000+** Dealer network

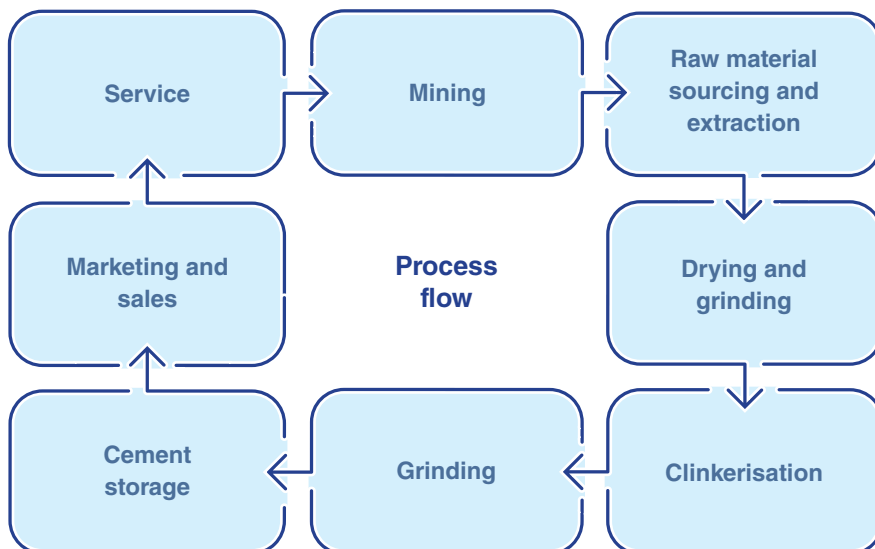
**20,000+** Sub-dealer network



**Community**

Social licence to operate

## HOW WE WORK



**Strategic priorities**

1. Capacity expansion
2. Product diversity
3. Innovation
4. Technology
5. Sustainability



**Ethos**

Strong focus on the vision of the Company while operating in accordance with the value systems

Read more about this on page 2

## WHAT WE OFFER



### Our products

#### Cement

- Premium range of Blended / Special cements
- Range of Ordinary Portland Cements (OPC)
- Ranges differentiated for varied construction applications

#### Dry mix products

Premixed plasters, putty and tile adhesives for a range of wall and flooring applications

#### Ready mix concrete

- For structural concrete applications
- Customised for specific needs



### Services

#### MACE Support

- Customer support for Masons, Architects, Contractors and Engineers (MACE)
- Mobile technical assistance

Read more on our products in page 8-9 [➔](#)

## WHAT VALUE WE CREATE



### Shareholders

₹ **70.96 crores**

Dividend

₹ **18,149 crores**

Market capitalisation as on 31-03-2022

₹ **38**

EPS



### People

₹ **414.46 crores**

Salaries and wages

**95%**

Employee retention rate

**NIL**

Fatalities



### Regulators

₹ **2,177.48 crores**

Contribution to exchequer



### Community

**2 lakh+**

Direct CSR beneficiaries

**9.76%**

Emissions reduction

**7,33,850 KL**

Water recycled

**13.02%**

Waste heat utilised

10.97% of total power consumption is met through WHRS

2.05% equivalent of power consumption is saved by reducing the heat rate of captive thermal power plant

**MANUFACTURING EXCELLENCE**

# PROGRESSIVELY PRODUCTIVE

At Ramco, we have established a solid position in India’s cement manufacturing landscape with our capacities, competencies and capabilities. We are building on this by continuous focus on economies of scale, improving capacity utilisation and reducing operational costs. We believe this will not only ensure better efficiencies for us, but also translate into improved topline and bottomline.

## MANUFACTURING EXCELLENCE AT RAMCO

	<b>Economies of scale</b>		<b>Integrated cement plants</b>		<b>Use of state-of-the-art equipment in facilities</b>
		Read more about this on page 4 <a href="#">➔</a>			
	<b>Strong R&amp;D team ensuring continuous process improvement</b>		<b>Strategic location of plants</b>		

### Progressing to expand capacities

We commenced commercial production at our Odisha grinding unit, which reached its full capacity within 12 months of commercialisation. The unit produced 0.80 million tonnes of cement in FY 2021-22.

In Jayanthipuram, the Line III with a clinkerisation capacity of 1.5 MTPA and Phase III of waste heat recovery system (WHRS) with a capacity of 9 MW were added and made fully functional.

We also focussed on the completion of our integrated cement plant at Kalavatata in Kurnool district of Andhra Pradesh. The project got delayed due to the disruptions caused by COVID-19 and consequent delays from the contractor’s side. The trial run for 2.25 MTPA clinker unit has been completed in Kurnool. The 1 MTPA cement grinding unit and 6 MW WHRS are nearing completion.

### Debottlenecking to unlocking value

We undertook several debottlenecking measures to ensure seamless production and enhanced efficiencies.



Managing Director’s Visit to Kalavatata Project Site

### New winning for a stronger inning

During FY 2021-22, we won a Letter of Intent (LoI) from the Government of Karnataka for the grant of mining lease for Bommanalli Limestone Block in Kalburgi District, Karnataka. Acquired at a reasonable price of 25% premium compared to an average of 100-150% premium, it will address our requirements of quality limestone at lower cost.



Kalavatala Project

## NUMBERS THAT VALIDATE OUR PROGRESSIVE GROWTH

### Clinkerisation



**90.97 lakh tonnes**

Capacity in FY 2011-12

**114.02 lakh tonnes**

Capacity in FY 2021-22

**62%**

Capacity utilisation in FY 2011-12

**80%**

Capacity utilisation in FY 2021-22

### Cement



**124.40 lakh tonnes**

Capacity in FY 2011-12

**194.00 lakh tonnes**

Capacity in FY 2021-22

**60%**

Capacity utilisation in FY 2011-12

**57%**

Capacity utilisation in FY 2021-22

### Captive Power



**271.19 MW**

Capacity in FY 2011-12

**367.79 MW**

Capacity in FY 2021-22

INNOVATION

# LEADING THE WAY WITH DIFFERENTIATION

At Ramco Cements, we are cognizant of the important role of intellectual capital in servicing customers with relevant and differentiated products that meet their specific ask. We are reinforcing our innovation team and ensuring improved customer connect to lead the way towards developing right products for the future. We have also been actively creating awareness among our customers about right cement for right application.



Our innovation and research and development (R&D) are shepherded by Ramco Research and Development Centre (RRDC) in Chennai. Through RRDC, we not only ensure unique and innovative product development, but also strong quality management and optimal use of resources.

### Innovation spearheading value creation

Customer taste and preferences are ever-changing, and with their incremental demand for premium cement, innovation played a pivotal role. Under the guidance of the RRDC and leveraging the capabilities of our R&D team, we have been successfully servicing our customers with diverse

products, suited for various downstream utilisations. It is also helping us strengthen our value-added portfolio, thereby supporting our premiumisation focus and creating better value for our customers. During the year, we launched a new grade of blended cement to replace the Ordinary Portland Cement (OPC) in certain niche markets. The revenue share from premium portfolio also increased 400 bps over the previous fiscal.





## MACE

We have a Masons, Architects, Contractors and Engineers (MACE) division, comprising a team of civil engineers and product specialists. This division engages with our customers and influencers such as masons, architects, contractors and engineers to create awareness on the importance of right cement for right application.

The division also provides on-site technical assistance to customers and conducts various tests – pH, slump, rebound hammer, compressive strength – to ensure quality and structural durability of construction.

This initiative has helped in strengthening our bond with customers and influencers. The products delivering better results has improved our brand reputation.

## Digital marketing is the way forward

We recognise the paradigm shift in customer preferences towards digital platforms, especially in this post-COVID era. Hence, we made our products and services available at the tap of their fingers with the launch of WhatsApp Business Solution (WBS). It enables customers to reach us for products and services enquiry and book free MACE services. Additionally, Independent House Builders (IHB), cement dealers and employees use this platform for their specific requirements.



People can also access our WhatsApp Business through QR codes



**Outlook**  
 We have been leveraging innovation and our expertise to not only diversify but also premiumise our portfolio in the long run. This is expected to translate into increasing share of revenues from premium portfolio in the foreseeable future, thereby, driving our margins.

TECHNOLOGY

# BUILDING THE TECHNOLOGY EDGE

Operating in a capital-intensive sector, which requires constant process improvement and effectively managing our extensive operations and supply chain, technology plays a pivotal role. At Ramco Cements, we have been increasingly investing in modern technology to ensure a seamless integrated process flow with minimal challenges which are enabling us to set new benchmarks in performance.

Progressive investments in technology to stay ahead of the curve has always been our predominant focus. Over the years, we have pioneered many industry-firsts, such as the launch of a centralised control centre at the corporate office, which monitors all operational parameters across various plants centrally, thereby, making identification of bottlenecks easy.

### Technology to scale operational excellence


During the year under review, we continued our focus on the technology front in areas such as analytics, IT and supply chain. Technology has helped us ensure improved transparency and supported by a robust ERP system, and in identifying and effectively addressing the bottlenecks and process challenges. This has resulted in increased operational efficiencies and reduced machine downtime.

This technology infrastructure played a crucial role during pandemic in ensuring the availability of data remotely in real-time basis, enabling us to take informed decisions and function organically.

### Vitalising supply chain

We have made progressive investments in advanced technologies to improve our supply chain. This includes investment in geotagging facilities, which in conjunction with our MIS reports, helps in sending automated SMS and mails to customers regarding the status of order and the vehicles.

₹ 5.12 crores  
Investment in information technology in FY 2021-22



A Central Control Room monitoring the plant operations



SUSTAINABILITY

# FIRM AND FOCUSED BELIEF FOR A SUSTAINABLE FUTURE

**At Ramco Cements, we recognise that our business has social and environmental impact. And therefore, as a responsible company, we have always focussed on balancing our financial performance in a sustainable manner. We have identified priority areas for sustainable development and have embedded the same with our strategy. Our constant endeavour is on staying ahead of the sustainability norms and compliances.**

Sustainability is the bedrock of profitability and critical to our long-term. This belief is enrooted deep in our credo. Our success lies in ensuring that we are adequately engaged with our stakeholders, identifying and addressing their concerns, and creating inclusive value for all of them responsibly. The Board leads our sustainability commitment and integrating these matters in our strategy.

## Sustainability framework

### Environment



- Transition to low carbon growth by investing in innovative technologies and green power
- Minimise water footprint substantially by investing in adequate infrastructure
- Ensuring zero waste to landfill
- Increase recycling and reusing
- Reduce the environmental impact and ecological footprint by incorporating elements of sustainability across the product life cycle
- Preserve biodiversity and deliver net positive impact

### Social



#### People

- Promote a sustainable, safe and inclusive workplace
- Prioritising zero injuries across operations and ensuring overall health

#### Community

- Creating shared value for our communities

### Governance



- Robust governance framework
- Strong risk management practices
- Board diversity and independence
- Well-being of all stakeholders

ENVIRONMENT

# RESPONSIBLY AHEAD AND AGILE

Being the producer of a commodity, which is high on carbon footprint, we recognise the importance of being a responsible producer. Given the immense challenge of climate change facing the world, we are taking proactive measures to progress to a greener future.

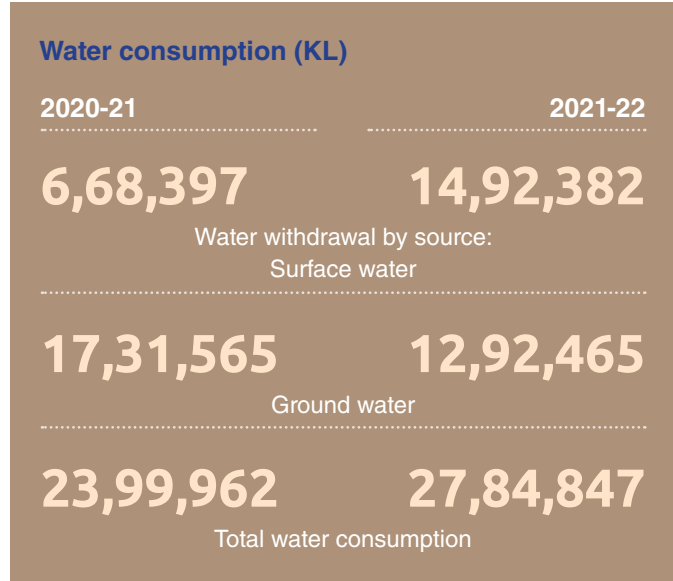
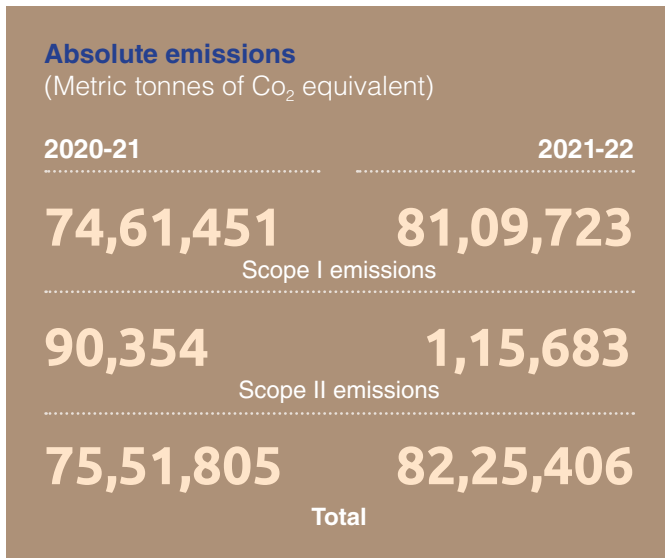
### Control on carbon emissions

We are taking decisive steps to progressively reduce our carbon footprint, including through focus on captive power, alternate fuel, waste heat recovery systems and reduction in fuel consumption. The Company along with its wind farm subsidiary has invested in wind farms with a capacity of 166 MW, which supplies us with green power. Further, we have 27 MW (another 12.15 MW is upcoming) of waste heat recovery capacity, enabling us to be self-reliant, and stay energy efficient, in addition to reducing emissions substantially.

During the year under review, we emphasised on following the sustainable procurement practices, whereby materials would be largely sourced locally to reduce the lead distance. This will ensure faster transit times and also lower transit-related fuel consumption and emissions.

### Focus on water stewardship

We have been consistently investing in water management measures such as rainwater harvesting, groundwater recharging, sewage and effluent treatment and water recycling. The treated water from the sewage and effluent treatment plants are recycled back in the process for greenbelt, water sprinkling and for specific processes in the cement plant. This helps us reduce freshwater consumption, and emerge as a manufacturer with 'Zero Liquid Discharge' status of operations across all plants.



The Honourable Chief Minister of Tamil Nadu, Shri M. K. Stalin inaugurating the Niskritih Eco Park at Pandalgudi



The Honourable Chief Minister planting a tree to commemorate the inauguration of the Eco Park

## Spearheading waste management

We take proactive measures to responsibly manage own waste as well as those of others by absorbing them in our process. By using the fly ash and slag as raw materials, which is generated as a by-product at thermal plants and steel plants, respectively,

we are ensuring responsible disposal of such waste.

At Ramco Cements, we operate in adherence to the Extended Producers Responsibility (EPR) framework (under the Plastic Waste Management Rules, 2016). It lays guidelines for responsibly managing and minimising plastic waste.

We dispose our plastic waste by the process of co-incineration at the kiln. Further, we collaborate with the municipal corporations and our dealers to collect plastic waste and co-process in our kilns.

Hazardous wastes and e-wastes are disposed by selling them off to authorised recyclers.

Parameter	FY 2021-22	FY 2020-21	Disposal Methodology
<b>Total Waste generated (in metric tonnes)</b>			
Plastic waste (A) (Liner, Plastic carboys, Buckets, Drums, etc.)	<b>162.12</b>	127.72	Co-processed in the cement kiln
E-waste (B)	<b>15.82</b>	8.96	Sold to authorised recyclers
Bio-medical waste (C)	<b>0.30</b>	0.30	
Battery waste (D)	<b>722.00</b>	365.81	
Other Hazardous waste (E)	<b>34.66</b>	51.81	
Other Non-hazardous waste generated (F)	<b>8,856.68</b>	5,771.88	Sold to recyclers
Ash from Captive Power Plant (G)	<b>1,14,295.16</b>	52,687.38	Used in cement production as an additive
<b>Total (A+B+C+D+E+F+G)</b>	<b>1,24,086.74</b>	<b>59,013.86</b>	

## Enriching biodiversity

We have envisioned a greener future for the country. To attain this, we have been undertaking specific measures such as planting saplings at the manufacturing units and ensuring improved greenery at the mining sites and at the townships.

We embarked on an afforestation programme in Pandalgudi across an area of 800 acres, to balance the ecology which was impacted during limestone mining. The programme is

under implementation in a phased manner. During 2019, the phase 1 was started covering 72 acres. Phase 2 of this programme, covering 190 acres, was initiated in January 2021 and completed in 2022. It involved transforming the 30 metres high waste dump into walking and cycling trails spanning 18 km, in addition to developing butterfly garden and undertaking Miyawaki plantation, among others. Phase 3 of the programme was initiated in December 2021, covering

additional 100 acres and is expected to be completed by March 2023.

During the year under review, the Honourable Chief Minister of Tamil Nadu, Shri M. K. Stalin inaugurated the Niskritih Eco Park on 6<sup>th</sup> March 2022. The park would not only enrich the biodiversity at Pandalgudi, but also help enhance groundwater table, in addition to being the recreational abode for people living nearby.

# 2,50,000

Saplings planted till date in Pandalgudi

# 350 acres

Area coverage under afforestation till date Pandalgudi

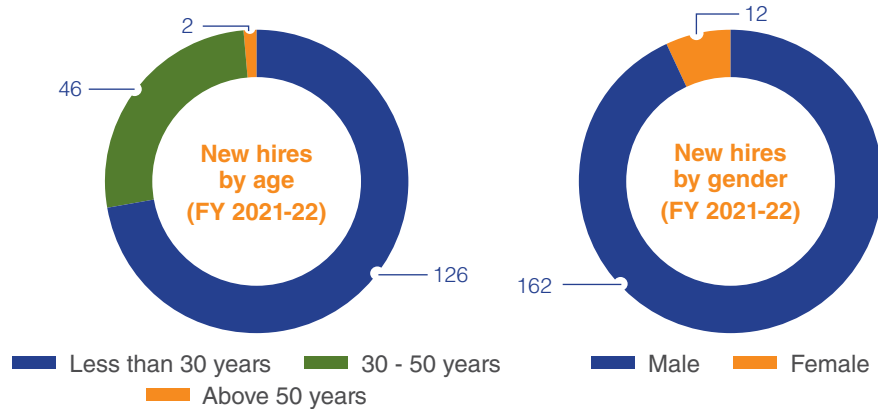
SOCIAL - EMPLOYEES

# FOR THE PEOPLE, BY THE PEOPLE

Our greatest pride at Ramco Cements is our belief of inclusive growth of our people. Over the years, we have focussed on creating a culture with people-centricity at its very core, and aligning the goals of the Company with that of our employees.

### Promoting diversity and inclusion

At Ramco Cements, we strive to create a diversified workplace comprising people of various age groups, nationalities and experience and background, among others. We are achieving this by promoting a culture of non-discrimination and adopting zero tolerance towards sexual harassment to ensure safety and wellness of each female employee.



### Active employee engagement

We recognise the importance of employee engagement in today's world. 5S, Quality circles, IMS, and KAIZEN improvements are among some of the key initiatives institutionalised by us to empower employee engagement.

Further, post COVID-conundrum, we have reinforced focus on both physical and mental wellness to keep workforce motivated and satisfied. We undertake specific measures pertaining to the healthcare, in addition to yoga. We also conduct seminars and workshops on work-life balance and personality development to improve the wellness quotient among our employees. Internal magazines are being published to keep our employees updated on the various developments of the Company and engage with them. As a culmination of our efforts, we have been accredited with various awards and accolades at State and National level. This has also translated into strong retention ratio, which was pegged at 95%.



initiatives to improve their skills and knowledge in technical, behavioural and work-life balance parameters, and also ensure better career growth prospects.

We have a robust performance management system (PMS) which focusses on developing our employees and rewarding the high-potentials. The system has counselling forms

to ensure a transparent two-way communication between the appraiser and appraisee for the employee's evaluation. Based on the result of PMS, training programmes are rolled out to bridge the skill and knowledge gap. This system also facilitates fair remuneration to all employees, which further encourages them to deliver with their full potential.

### Empowering learning and development

We believe in inclusive growth of our employees. We are achieving this by focussing on learning and development

**3,326**

All employees covered under health and accident insurance

**27**

All women employees provided with maternity benefits



### Training to employees and workers

Parameter	FY 2021-22	FY 2020-21
<b>Trained on Health and Safety measures</b>		
- Employees	<b>646 (28%)</b>	211 (9%)
- Workers	<b>371 (38%)</b>	71 (7%)
<b>Trained on Skill Upgradation</b>		
- Employees	<b>675 (29%)</b>	463 (20%)
- Workers	<b>318 (32%)</b>	74 (7%)

### Training provided by type

Type of training (internal/external/technical/behavioural)	Number of employees trained during 2021-22
Internal courses for skill upgradation	<b>993</b>
External courses for skill upgradation	<b>1,017</b>

### Training hours by employee category

Employee category	Training hours during 2021-22
<b>Senior Management -</b> (General Manager and above)	<b>180</b>
<b>Middle Management -</b> Senior Manager to Deputy General Manager	<b>1,120</b>
<b>Junior Management -</b> Assistant Manager, Deputy Manager, Manager	<b>3,360</b>
<b>Staff</b> All Executives, Assistants, and Trainees	<b>5,600</b>
<b>Total</b>	<b>10,260</b>

### Enabling employee health and safety

Operating in the manufacturing sector, safety is pivotal to our employees and contractors. We have in place an Apex Committee at each plant to monitor compliance to safety policies, conduct safety checks on processes and equipment and undertake monthly reviews.

We have been increasingly promoting employee health and safety by conducting campaigns and safety trainings relating to fire, behaviour-based, functional and general, among others. Further, we also conduct campaigns on safety norms related to hazard identification and risk assessment (HIRA) and road safety on a periodic basis.

2020-21		2021-22
<b>NIL</b>	← Number of injuries →	<b>NIL</b>
<b>NIL</b>	← Number of fatalities →	<b>NIL</b>
<b>212</b>	← Number of COVID cases →	<b>529</b>

### Digitally empowering our human capital

The implementation of our ERP's human capital management (HCM) module at a company level, has helped us integrate all our HR functions under a common wing. Further, the Company has also developed various standalone applications as add-on softwares such as HR dashboard, HR audit, CLMS (Contract Labour Management System), HR Kiosk, E-Evaluation, E-Campus, Cementor – Mentor – Mentee, among others. We have also developed an employee portal, namely RAMCONNECT to enable employee interact with the organisation. As a culmination of these efforts, we have been awarded the technological excellence award at National level.

SOCIAL - COMMUNITIES

# EMPATHY TOWARDS COMMUNITY UPLIFTMENT

We are driven by the vision of empowering communities by spearheading the socio-economic development. With meaningful and scalable interventions aligned to the United Nations Sustainable Development Goals (UN SDGs), we have further reinforced the Ramco Cements as a responsible corporate citizen.



“At Ramco, building a responsible business goes beyond fulfilling the mandated CSR. It is our commitment to the communities for an inclusive growth and holistic socio-economic development.”

- A. V. Dharmakrishnan



**Amount spent:**  
₹ **0.36 crores**

**SDGs impacted:**



**Project location:**

Rajapalayam

**Implementation partner:**

Anna Chandy & Associates

**Project objective:**

- Free and confidential counselling services provided with the help of a team of 17 counsellors to support people during difficult times
- Promoting awareness and breaking the stigma around mental health and wellness

- Spreading awareness through various posts on its social media account

**Beneficiaries:**  
**150+**



**Amount spent:**  
₹ **1.54 crores**

**SDGs impacted:**



**Project locations:**

- Reddipalayam, Muniyakuruchi, Selanthakottai villages in Ariyalur Dharmavarappadu Thanda and Jayanthipuram villages in Jaggaiahpet

**Project objective:**

- Curb drinking water scarcity across various villages
- Planning and executing borewells, and creating other supporting water infrastructure such as tanks
- Address the needs of the community and provide safe drinking water for all
- Providing people access to safe drinking water, and ensuring better health and well-being of the community at large
- Construction of water infrastructure and reverse osmosis plants at various plant locations, and handing it over to the respective panchayats

**Beneficiaries:**  
**25,000+**



## Health and Sanitation

Amount spent:

₹ 0.35 crores

SDGs impacted:



Project locations:

- Ameenabad, Nallampathai, M. Puthur, Chinna Nagalur and Mettupatti

Project objective:

- Creating smart toilets for the communities in collaboration with Gramlaya, an NGO at Ariyalur based on a study undertaken by them in the villages surrounding the plant and mines
- Spreading awareness on health and sanitation and hygiene, toilet usage, menstrual hygiene, among others
- Creation of washman committees with volunteers from within the community
- Creation of a community ownership model, which would make people more responsible for the maintenance and usage of these smart toilets

Beneficiaries:

100+ families



## Education Infrastructure

Amount spent:

₹ 2.62 crores

SDGs impacted:



Project locations:

- O.Mettupatti
- Rajapalayam
- Kalavatala
- Chittoor
- Vizag

Project objective:

- Providing additional school infrastructure to meet the educational needs of the children
- Building a classroom with proper planning to ensure ventilation and space to create a conducive environment for learning
- Upgradation of 3 schools with construction of computer lab and classrooms
- Infrastructure for institution of higher learning

Beneficiaries:

1,000+



## Multi-functional Learning Centre for Community Development

Amount spent:

₹ 0.39 crores

SDGs impacted:



Project locations:

- Annai Nagar Village

Implementation partner:

- Thamarai, Auroville

Project objective:

- Running sports activities, leadership training comprising workshops for development of self-confidence and agency, de-addiction programmes countering alcoholism

- Enhancing language skills, numeracy, literacy and digital literacy
- Improving sense of agency and responsibility of vocational opportunities and professional careers
- Promoting caste and gender equality

Beneficiaries:

900+



## Women Empowerment

Amount spent:

₹ 0.10 crores

SDGs impacted:



Project locations:

- Thamaraiipoondi, Puthupalayam, and Mullukurichi in Alathiyur
- Kurnool
- Thammaaickanpatti in Virudhunagar

Project objective:

- Providing opportunities for women to become financially independent and contribute to the family income
- Conducting trainings for women across multiple locations such as tailoring, embroidery workshops, among others
- Market linkage for these trained women with entrepreneurs to help them fetch stable incomes
- Vocational trainings

Beneficiaries:

500+



**Focus on Biodiversity**

Amount spent:

**₹ 0.67 crores**

SDGs impacted:



Implementation partner:

Auroville Botanical Gardens

Project objective:

- Assess the health of the land and the remnants of forest by visiting 61 sites and conducting rapid assessment surveys, collecting seeds of more than 50 species and germinating them in a nursery, and mapping 107 heritage trees
- To create small pockets of the Tropical dry evergreen forests (TDEF) in protected areas around the bioregion such as schools and government campus

- To develop both the online and physical resource base for research into the forest

**Benefits:**

Creation of knowledge repository leading to better conservation of nature



**COVID Support**

Amount spent:

**₹ 5.85 crores**

SDGs impacted:



Project locations:

- Tamil Nadu
- Andhra Pradesh
- Telangana
- Karnataka
- Odisha
- Kerala
- West Bengal

**Measures:**

- Spent ₹ 0.95 crores for sourcing and installing oxygen plants in hospitals to curb the oxygen shortage during the second wave of the pandemic
- Spent ₹ 3.02 crores for provisioning of medical equipment such as oxygen concentrators, pulse oximeter, among others to various hospitals in South India
- Spent ₹ 0.88 crores on distributing hygiene kits comprising masks and sanitisers to frontline workers. Further, sodium hypochlorite was sprayed in the surrounding villages for additional safety. We also undertook the distribution of relief kits to unprivileged and poor people
- Contributed ₹ 1.00 crore to Tamil Nadu Disaster Management Authority to help them in their battle against the pandemic

**Beneficiaries:**

**200+** people per day benefited from Oxygen plants.

**7,000+** people benefited out of COVID relief kits and hygiene kits.



Initiatives in education sector - Free tuition centre for underprivileged students

## Our Educational Institutions

The Company runs 8 Educational Institutions – 7 Schools and an Industrial Training Centre in its plant locations.

About 7,000+ students are the beneficiaries across these educational institutions. The schools provide technology enabled education with smart classes, most modern science and computer labs and playgrounds to bring the best out of the children in areas of academic excellence, creativity, extra-curricular activities and sports.

Our schools at Ramasamy Raja Nagar, Alathiyur and Ariyalur have established ATAL Tinkering Laboratories, under Atal Innovation Mission of Niti Ayog, to foster curiosity, creativity, and imagination in young minds and to inculcate skills such as design mindset, computational thinking, adaptive learning, physical computing, etc.

Several outgoing students have secured high rankings in competitive examinations, such as, NEET, JEE, etc. The students have won several awards at National and State level science competitions. Our Ariyalur school has been selected as the Prime Nodal Centre for National Achievement Survey (NAS) by NAS Cell, CBSE, New Delhi.

The schools consistently turn-out high pass out percentages and are ranked among the top schools in the state. Besides, the schools play a pivotal role in imparting quality education to the rural students and bringing them to the world of possibilities.



Digital Board Ramco Vidyalaya



Science Lab Ramco Vidyalaya



Computer Lab Vidya Mandir

GOVERNANCE

# GREATER CORPORATE DEMOCRACY

**At Ramco Cements, governance is not a one-way street. We believe that the ideal way to run an organisation is by promoting values such as transparency, accountability, awareness and equity. When a governance framework is centred on integrity and ethics, a robust and successful company is natural.**

Our robust framework has been successfully built over the years with the able support and expertise of the Board of Directors and its committees. Led by our core values, these committees and their teams ensure seamless operations for the smooth running of the organisation.

### Governance framework

Maximising shareholder value finds sustenance in our governance framework, which transcends regulatory compliance. Its foundation is built on the interests of all stakeholders, which are protected by the Board's transparent and independent functioning. It is strengthened through various policies

and codes, which are updated using global practices as a benchmark. As a result, we are able to do business on the backbone of compliance, honesty, integrity and ethical practices. There is no room for fraud and unethical behaviour. A strict Code of Conduct ensures that, and guides the actions of all employees and stakeholders.

Guided by our ethos, and our strive to maximise shareholder value, we stand firm and tall, like the infrastructure created by using our cement.



Checks are well defined so that people can freely report any concerns or violations of the Code of Conduct.

Going beyond legislative requirements and regulatory compliances, we have segregated the responsibilities of Chairman and Managing Director, by way of appointing Shri.M. F. Farooqui, IAS (Retd.) as the Chairman with effect from 4<sup>th</sup> June 2022. This would not only ensure increased transparency and improved corporate democracy but also help in creating a more balanced governance structure.

### Ethical conduct

We take business ethics very seriously and this reflects in all our business activities. The rights of all stakeholders are sacrosanct and are thoroughly protected. This is underlined by a host of policies to maintain ethical and lawful behaviour, and uphold the dignity and integrity of the Company.

### Board independence and diversity

Of the seven Board members, six are Independent Directors, which only underscores the values of

transparency and fairness with which the Board functions. The diverse Board consists of members who specialise in various fields such as manufacturing, business management, banking, finance, accounts, leadership and governance, legal and regulatory matters, risk management, and technology. The Board regularly reviews the performance and other aspects of the business.



Work Space, Living Space and Recreation Space, depicting Work-Life-Balance.

# BOARD OF DIRECTORS



## **M. F. Farooqui, IAS (Retd.)**

**Chairman** (from 04-06-2022)  
Independent Director

He has a Master's Degree in Physics and Business Administration, with a career spanning over 36 years as a Civil Servant in the Indian Administrative Service. During his tenure, he held numerous positions, namely Secretary-Department of Telecom and Heavy Industries, Special Secretary & Additional Secretary-Ministry of Environment and Joint Secretary-Department of Economic Affairs. He joined Ramco Cements as a Board member in 2017. He is also on the Board of TVS Electronics Limited.



## **P. R. Venketrama Raja**

Chairman and Managing Director (upto 03-06-2022)  
Managing Director (from 04-06-2022)

He has a Bachelor's Degree in Chemical Engineering from University of Madras and a Master's in Business Administration (MBA) from University of Michigan, and has been on the Board of The Ramco Cements Limited for 37 years. His rich and diverse experience spans over three decades in textiles, cement and information technology sectors. He also presides on the Board of Ramco Industries Limited, Ramco Systems Limited, Rajapalayam Mills Limited, and The Ramaraju Surgical Cotton Mills Limited.



## **R.S. Agarwal**

Independent Director

A holder of a Bachelor's Degree in Chemical Engineering, he began his career in 1965 in a leading paper mill in Northern India. He worked there for 9 years at various organisational levels. He then joined Industrial Development Bank of India (IDBI), where after serving for 28 years, he retired as Executive Director. In 2006, he joined Ramco Cements as a Board member. He is also on the Board of Ramco Industries Limited, Ramco Systems Limited and Suryalakshmi Cotton Mills Limited.



## **M. B. N. Rao**

Independent Director

He has a diverse educational background with a graduation in Agriculture, a diploma in Computer Studies from University of Cambridge and National Centre for Information Technology, United Kingdom, and a certificate in Industrial Finance. He started his banking career as a Probationary Officer in 1970 at Indian Bank. He worked across various hierarchies during his career before becoming Chairman and Managing Director of Canara Bank. While he became a Board member at Ramco Cements in 2009, he is also on the Board of KG Denim Limited, Taj GVK Hotels and Resorts Limited, and Apollo Hospitals Enterprises Limited.





**M. M. Venkatachalam**

Independent Director

He is a graduate in Agriculture from the University of Agricultural Sciences in Bangalore and has done his MBA from the George Washington University, USA. He was the Vice Chairman of The Planters' Association of Tamil Nadu, and past president of The Employers' Federation of Southern India. He has been a Board member of Ramco Cements since 2013. He is the Chairman of E.I.D. Parry (India) Limited besides a Director in Coromandel International Limited, Ramco Systems Limited, and Coromandel Engineering Company Limited.



**Justice Chitra Venkataraman (Retd.)**

Independent Director

She is a graduate in Economics from Ethiraj College, Chennai, and a Bachelor of Law from Law College, Chennai. She started her practice at Madras High Court, specialising in Direct and Indirect Tax laws. From 1991 to 1995, she served as Government Pleader, and was appointed as standing counsel for Income Tax for the 10 years that followed. She was elevated to Judge of Madras High Court in 2005, and retired from her position in 2015. She joined Ramco Cements as a Member of the Board in 2015. She is also on the Board of Ramco Industries Limited and Lakshmi Machine Works Limited.



**M. S. Krishnan**

Independent Director

He has an elaborate educational background graduating with a Bachelor's Degree in Mathematics, a Master's Degree in Computer Application, and an MS and Ph.D. in Industrial Administration. He was Associate Dean - Executive Programs, Accenture Professor of Computer Information Systems, and Professor of Technology and Operations at the Ross School of Business, University of Michigan. He is known for his research in Business Model Innovation, Technology Enabled Personalisation, Ecosystem Innovation, Corporate IT Strategy, Business Value of IT investments, Metrics and Measures for Business Process and Software Quality, Productivity and Customer Satisfaction. In January 2000, he was selected as one of the 21 voices of quality for the 21<sup>st</sup> century by the American Society for Quality (ASQ). Based on reader surveys, he was also selected by the Information Week-Optimise Magazine in 2004 as one of the top thinkers on Business Technology. He joined Ramco Cements as a member of the Board in 2019.

# LEADERSHIP TEAM



## A. V. Dharmakrishnan

Chief Executive Officer

He started his journey with the company when it had a single manufacturing unit. Ever since, the organisation has grown leaps and bounds, and so has he. As Chief Executive Officer, he is successfully steering the ship to greater heights. With a digital-first approach, he is responsible for introducing data-driven decision-making, and management control systems across the organisation.



## Balaji K Moorthy

Executive Director – Marketing

He is spearheading the Marketing division of the Company. Due to the rapid expansion of the organisation's manufacturing capacity, he has pioneered the way forward by creating new markets in Karnataka, Odisha, West Bengal, to name a few. He is acknowledged for the significant growth of the various cement categories of the Company.



## M. Srinivasan

Executive Director – Operations

He oversees the manufacturing division, and ensures that production, quality control and research and development activities are of global standards. His vast knowledge in cement chemistry has led to the development of various cement types for specialised applications. He also oversees the capacity augmentation projects executed by the project team.



## S. Vaithyanathan

Chief Financial Officer

He heads the Finance and Accounts teams of the Company. Project financial planning, tax planning, internal controls, commercial and logistics operations all fall under his purview. While managing the Company's financials, he also supervises the management of financial and operational risks, maintenance of books of accounts, financial reporting and data analysis. He also uses his expertise on all strategic and tactical matters that are concerned with budget management, cost benefit analysis and forecasting.



## K. Selvanayagam

Company Secretary

He heads the Secretarial and compliance-related activities of the Company. All in-house share-related matters that include NSDL and CDSL connectivity are handled by him. Apart from handling all secretarial matters, he is also responsible for introducing paperless Board Meetings. To add, he also contributes towards the Company's CSR functions and in-house management training programmes.

# SENIOR EXECUTIVE TEAM

A group of highly experienced and qualified individuals from diverse fields make up our senior executive team. These individuals have extensive expertise in the cement industry. Their collective knowledge, combined with their sharp management skills, has been instrumental in the growth of the organisation – while creating immense value for all stakeholders.

## Ravishankar N

Senior President – Manufacturing

## Ramakrishnan R

President – Marketing

## Hari T R

President – Digital Process Solutions

## Ramalingam S

Senior Vice President – Manufacturing

## Sai Kumar M J

Senior Vice President – HR

## Chidambaram M

Senior Vice President – Administration

## Ramaraj S

Senior Vice President – Administration

## Jayakumar K

Senior Vice President – Marketing

## Reddy Nagaraju

Senior Vice President – Projects

## Ashish Kumar Srivastava

Senior Vice President – Manufacturing

## Meenashi Sundaram R

Vice President – Works

## Santhana Krishnan V

Vice President – Projects

## Murthy Rao S V R K

Vice President – Works

## Murugesan G

Vice President – IT

## Ravichandran C

Vice President – ESG

## Madhusudan Kulkarni

Vice President – Works

## Renjit Jacob Mathews

Vice President – Marketing

## Rajaram K

Vice President – HR

AWARDS AND ACCOLADES

# FOCUSSED EFFORTS YIELDING ACCREDITATIONS

At Ramco Cements, we strive to remain ahead of our peers. Over the years, as a culmination of our efforts and initiatives, several recognitions and awards have been bestowed upon us.

Alathiyur unit bagged the **'Effective Safety Culture Award 2021'** by **GreenTech Foundation, New Delhi**

---

Alathiyur, Ariyalur and Ramasamy Raja Nagar units have bagged the **Gold, Silver and Bronze Awards** respectively in **'Environment, Health & Safety Excellence Award 2021'** by **Confederation of Indian Industry**

---

Alathiyur unit was accredited with **'Best Water Management'** by **Confederation of Indian Industry**

---

Melvenkatesapuram Limestone Mines of Ramasamy Raja Nagar Plant and Pudupalayam North Mines of Ariyalur Plant have won the **5 STAR rating** instituted by **Ministry of Mines, Government of India**. Pudupalayam North Mines is receiving this for fourth time.

---

Ramasamy Raja Nagar unit emerged as the only plant in Tamil Nadu operating in the cement industry to be accredited with **'Best Water Efficient Plant <=500 MW'** by **M/s. Mission Energy Foundation**

---

Ariyalur unit bagged the **'Jury Special Environment Award'** by **Federation of Indian Mineral Industries, New Delhi** for its **Usenabad South Limestone Mine**

---

Alathiyur unit bagged the **Gold** in **'Apex India Occupational Health & Safety Awards 2021'** from **Apex India Foundation**

---

Ramasamy Raja Nagar unit was awarded the **'CSR Impact Awards 2021'** by **CSRBOX**

---

Ariyalur unit was bestowed with the **'National Energy Management Awards 2021'** from **Confederation of Indian Industry**

---

Ariyalur unit bagged the **'Greentech Energy Conservation Award 2021'** by **Greentech Foundation**

---

Ramasamy Raja Nagar unit was recognised with the **'Best CSR Award'** by the **District Collector of Virudhunagar District**

---

Ramasamy Raja Nagar unit bagged **'Best Service during COVID-19'** by the **Collector of Madurai District**

---



Ramasamy Raja Nagar unit was awarded the ‘**CSR Impact Awards 2021**’ by **CSRBOX**



Ramasamy Raja Nagar unit emerged as the only plant in Tamil Nadu operating in the cement industry to be accredited with ‘**Best Water Efficient Plant <=500 MW**’ by **M/s. Mission Energy Foundation**



Alathiyur, Ariyalur and Ramasamy Raja Nagar units have bagged the **Gold, Silver and Bronze Awards** respectively in ‘**Environment, Health & Safety Excellence Award 2021**’ by **Confederation of Indian Industry**



Ramasamy Raja Nagar and Ariyalur units receiving the **5 STAR rating** instituted by **Ministry of Mines, Government of India**, for their Melvenkatesapuram and Pudupalayam North Mines respectively. Pudupalayam North Mines is receiving this for fourth time

# 15-YEAR HIGHLIGHTS

S. No.	Particulars	UOM	Previous GAAP								Ind AS						
			2007-08	2008-09	2009-10	2010-11	2011-12	2012-13	2013-14	2014-15	2015-16	2016-17	2017-18	2018-19	2019-20	2020-21	2021-22
1	Clinker Capacity	Lac Tonnes	44.67	62.82	74.47	74.47	90.97	90.97	91.47	91.47	91.47	101.09	101.09	101.09	101.09	99.02	114.02
2	Clinker Production	Lac Tonnes	43.56	49.49	61.23	55.73	56.02	63.23	65.39	56.67	53.31	60.67	71.65	86.18	90.85	73.87	88.01
3	Clinker Capacity Utilisation	In %	98%	79%	82%	75%	62%	70%	71%	62%	58%	60%	71%	85%	90%	75%	80%
4	Cement Capacity																
	- Integrated Plants	Lac Tonnes	79.90	99.90	104.90	104.90	104.90	124.90	124.90	124.90	124.90	124.90	124.90	124.90	122.00	122.00	
	- Grinding Plants	Lac Tonnes	-	-	19.50	19.50	19.50	30.50	30.50	40.00	40.00	40.00	42.00	42.00	63.00	72.00	
5	Total Cement Capacity	Lac Tonnes	79.90	99.90	124.40	124.40	124.40	155.40	155.40	164.90	164.90	166.90	166.90	187.90	194.00	194.00	
6	Cement Production	Lac Tonnes	58.46	65.26	80.26	73.05	75.22	84.75	85.90	76.96	72.33	83.11	93.16	111.84	114.12	99.25	110.85
7	Cement to Clinker Ratio	In Times	1.34	1.32	1.31	1.31	1.34	1.34	1.31	1.36	1.36	1.37	1.30	1.30	1.26	1.34	
8	Cement Sales Volume	Lac Tonnes	58.21	65.28	79.54	72.48	75.04	83.60	85.97	76.68	71.99	83.48	93.12	111.24	112.03	99.77	110.48
9	Windfarms																
	- Capacity	In MW	136.00	181.59	185.59	159.19	159.19	159.19	125.95	125.95	125.95	125.95	125.95	125.95	125.95	125.95	
	- Generation	Lac Units	1,426	2,611	4,116	3,572	2,855	3,247	2,667	2,106	1,643	2,747	2,624	2,426	2,268	2,141	
10	Net Revenue	₹ In Crores	2,021.35	2,471.23	2,821.25	2,644.69	3,256.58	3,872.66	3,769.23	3,731.77	3,661.69	3,993.05	4,443.00	5,174.71	5,405.64	5,303.08	6,010.62
11	EBITDA	₹ In Crores	761.76	793.49	877.29	657.31	969.77	1,047.30	648.76	800.12	1,160.02	1,238.16	1,136.07	1,064.97	1,173.82	1,582.60	1,314.48
12	Blended EBITDA per tonne	In ₹	1,309	1,216	1,103	907	1,292	1,253	755	1,043	1,611	1,483	1,220	957	1,048	1,586	1,190
13	Finance Costs in P & L	₹ In Crores	51.70	110.01	150.87	139.28	158.45	178.51	188.13	193.81	181.86	103.52	59.21	50.87	71.35	87.62	112.40
14	Profit before Tax	₹ In Crores	616.80	545.42	530.44	297.26	557.42	588.21	154.34	356.43	673.37	850.15	784.66	715.58	787.21	1,139.68	801.24
15	Profit after Tax	₹ In Crores	408.29	363.52	353.68	210.98	385.11	403.65	137.70	242.35	542.19	649.29	555.66	505.89	601.09	761.08	892.70
16	Cash Generation	₹ In Crores	710.07	683.14	726.53	518.03	811.32	868.79	460.63	606.31	978.16	1,134.64	1,076.86	1,014.10	1,102.47	1,494.98	1,202.08
17	No. of Employees	Numbers	2,260	2,447	2,583	2,593	2,626	2,787	2,937	2,883	2,846	2,883	3,034	3,188	3,327	3,374	3,326
18	Revenue generated per Employee	₹ In Crores	0.89	1.01	1.09	1.02	1.24	1.39	1.28	1.29	1.29	1.39	1.46	1.62	1.62	1.57	1.81
19	CSR Expenditure	₹ In Crores	1.72	4.39	4.47	4.32	9.38	32.75	16.84	7.80	6.66	7.28	10.93	17.97	14.99	18.01	18.29
20	Contribution to Exchequer	₹ In Crores	609.54	711.10	809.00	839.00	1,186.00	1,423.00	1,403.00	1,418.00	1,550.00	1,711.26	1,837.49	1,951.88	1,966.85	1,994.90	2,177.48
21	Gross Fixed Assets (including CWIP)	₹ In Crores	3,290.93	4,552.96	5,128.84	5,836.88	6,378.74	6,770.68	7,228.67	7,685.40	7,915.07	8,177.61	8,602.98	9,599.18	11,465.40	13,208.60	15,008.49
22	Equity Share Capital	₹ In Crores	11.90	23.80	23.80	23.80	23.80	23.80	23.80	23.81	23.81	23.81	23.56	23.56	23.56	23.59	23.63
23	Face Value per Share	In ₹	10	1	1	1	1	1	1	1	1	1	1	1	1	1	1
24	Debt	₹ In Crores	1,635.64	2,463.45	2,566.51	2,791.17	2,710.41	2,667.05	2,928.80	2,711.89	2,123.04	1,424.81	1,113.16	1,618.70	3,024.09	3,101.72	3,929.95
25	Networth	₹ In Crores	950.86	1,243.74	1,536.77	1,734.51	2,050.38	2,370.76	2,482.08	2,645.19	3,093.46	3,741.51	4,042.18	4,460.11	4,918.56	5,626.80	6,524.86
26	Capital Employed	₹ In Crores	2,586.50	3,707.19	4,103.28	4,525.68	4,760.79	5,037.81	5,410.88	5,357.08	5,216.50	5,166.32	5,155.34	6,078.81	7,942.65	8,728.52	10,454.81
<b>Profitability Ratios</b>																	
27	EBITDA Margin	In %	37.69%	32.11%	31.10%	24.85%	29.78%	27.04%	17.21%	21.44%	31.68%	31.01%	25.57%	20.58%	21.71%	29.84%	21.87%
28	PBT Margin	In %	30.51%	22.07%	18.80%	11.24%	17.12%	15.19%	4.09%	9.55%	18.39%	21.29%	17.66%	13.83%	14.56%	21.49%	13.33%
29	PAT Margin	In %	20.20%	14.71%	12.54%	7.98%	11.83%	10.42%	3.65%	6.49%	14.81%	16.26%	12.51%	9.78%	11.12%	14.35%	14.85%
30	Return on Capital Employed	In %	23.42%	15.05%	12.92%	8.12%	11.71%	11.88%	6.24%	8.10%	13.66%	14.48%	11.88%	9.86%	9.48%	10.14%	10.45%
<b>Leverage Ratios</b>																	
31	Net Debt to EBITDA	In Multiples	2.12	3.06	2.89	4.19	2.77	2.50	4.45	3.32	1.76	1.08	0.90	1.47	2.52	1.89	2.88
32	Debt Equity Ratio	In Multiples	1.72	1.98	1.67	1.61	1.32	1.12	1.18	1.03	0.69	0.38	0.28	0.36	0.61	0.55	0.60
33	Debt Service Coverage Ratio	In Multiples	7.36	2.89	1.53	0.46	0.65	1.13	0.66	0.77	0.56	1.30	2.23	4.52	2.90	1.80	1.00
34	Interest Service Coverage Ratio	In Multiples	12.90	3.85	4.01	2.70	3.70	3.81	1.60	2.36	4.70	9.21	13.25	9.58	5.56	6.53	4.25
<b>Liquidity Ratios</b>																	
35	Current Ratio	In Multiples	0.99	1.52	1.97	1.47	1.14	1.34	1.23	1.21	1.24	1.27	1.13	1.07	1.06	1.26	1.14
36	Average Receivable days	In Days	11	11	16	23	21	24	29	33	42	47	41	33	34	31	22
37	Average Inventory days	In Days	33	42	48	56	50	51	62	59	53	51	47	39	41	43	44
38	Average Payable days	In Days	16	16	18	23	17	15	20	24	23	22	21	18	20	24	26
39	Cash to Cash Cycle (C2C)	In Days	29	37	46	55	54	60	71	69	72	77	66	54	55	50	40
<b>Market Ratios</b>																	
40	Earnings per share	In ₹	343	15	15	9	16	17	6	10	23	27	23	21	25	32	38
41	Dividend per share	In ₹	40.00	2.00	2.00	1.25	2.50	3.00	1.00	1.50	3.00	3.00	3.00	3.00	2.50	3.00	3.00
42	Dividend Distributed	₹ In Crores	48.03	47.66	47.66	29.79	59.58	71.49	23.83	35.75	71.49	70.75	70.74	70.74	58.95	70.84	70.96
43	Dividend payout ratio	In %	12%	13%	13%	14%	15%	18%	17%	15%	13%	11%	13%	14%	10%	9%	8%
44	PE Ratio	In Multiples	10	5	8	12	10	15	37	30	18	25	31	34	20	31	20
45	Market price per share																
	- High	In ₹	5,072	198	140	134	169	274	261	380	428	728	831	879	884	1,043	1,131
	- Low	In ₹	2,500	55	70	85	76	134	135	205	279	396	648	547	466	455	691
	- As at 31 <sup>st</sup> March	In ₹	3,349	71	122	102	154	254	215	305	400	673	724	736	513	1,003	768
46	Market Capitalisation	₹ In Crores	3,986	1,700	2,897	2,427	3,659	6,045	5,117	7,265	9,520	16,016	17,056	17,338	12,082	23,650	18,149
47	Networth per share	In ₹	799	52	65	73	86	100	104	111	130	157	172	189	209	239	276

# CORPORATE INFORMATION

## Board of Directors

### Shri M.F.Farooqui, IAS (Retd.)

Chairman (from 04-06-2022)

### Shri P.R.Venketrama Raja, B.Tech.

Chairman and Managing Director (upto 03-06-2022)

Managing Director (from 04-06-2022)

### Shri R.S.Agarwal, B.Sc., B.E.

### Shri M.B.N.Rao, B.Sc. (Agri.)

### Shri M.M.Venkatachalam, B.Sc. (Agri.)

### Smt. Justice Chitra Venkataraman (Retd.)

### Shri M.S.Krishnan, MS, PhD

## Chief Executive Officer

### Shri A.V.Dharmakrishnan

## Chief Financial Officer

### Shri S.Vaithyanathan

## Secretary

### Shri K.Selvanayagam

## Corporate Office

98-A, Dr.Radhakrishnan Road, Mylapore  
Chennai – 600 004, Tamil Nadu

## Registered Office

“Ramamandiram”  
Rajapalayam – 626 117, Tamil Nadu

## Website

[www.ramcocements.in](http://www.ramcocements.in)

## Corporate Identity Number

L26941TN1957PLC003566



<https://www.facebook.com/theramcocementsLtd>



<https://twitter.com/ramcocements>



<https://www.youtube.com/channel/UCOKHgFbXEdfkWX31eIIXU8A>

## Bankers

Axis Bank Limited

Canara Bank

Citi Bank

HDFC Bank Limited

ICICI Bank Limited

IDBI Bank Limited

IDFC First Bank Limited

Kotak Mahindra Bank Limited

RBL Bank Limited

Standard Chartered Bank

The Federal Bank Limited

The Hongkong and Shanghai Banking Corporation Limited

## Debenture Trustee

IDBI Trusteeship Services Limited

Asian Building, Ground Floor,

17, R. Kamani Marg, Ballard Estate,

Mumbai – 400 001.

## Auditors

### M/s.Ramakrishna Raja and Co.

Chartered Accountants

1-D, GD Apartments, 6, Shanthinikethan

V.P.Rathinasamy Nadar Road

Bibikulam, Madurai – 625 002.

### M/s. SRSV & Associates

Chartered Accountants

F2, 1<sup>st</sup> Floor, B Block, Sivams Padmalaya

28/25, Neelakanta Metha Street

T. Nagar, Chennai – 600 017.

## Cost Auditors

### M/s. Geeyes & Co.

A-3, III Floor, 56, Seventh Avenue

Ashok Nagar, Chennai – 600 083.

## Secretarial Auditors

### M/s. S.Krishnamurthy & Co.

Company Secretaries

Old No. 17, New No. 16, Pattammal Street

Mandaveli, Chennai – 600 028.

# Notice to the Members

Notice is hereby given that the 64<sup>th</sup> Annual General Meeting (AGM) of the Company will be held at 10.00 AM on Wednesday, the 10<sup>th</sup> August 2022. This AGM is being conducted through Video Conferencing / Other Audio Visual Means (VC) the details of which are provided in the Notes to this Notice. The following are the businesses that would be transacted at this AGM.

## Ordinary Business

- To consider and pass the following Resolution, as an ORDINARY RESOLUTION:

“RESOLVED THAT the Company's Separate and Consolidated Audited Financial Statements for the year ended 31<sup>st</sup> March 2022, and the Reports of the Board of Directors and Auditors thereon be and are hereby considered and adopted.”

- To consider and pass the following Resolution, as an ORDINARY RESOLUTION:

“RESOLVED THAT a Dividend of ₹ 3/- per Share be and is hereby declared for the year ended 31<sup>st</sup> March 2022 and the same be paid to those shareholders whose names appear in the Register of Members maintained by the Company and the Register of Beneficial Owners maintained by the Depositories as on 3<sup>rd</sup> August 2022.”

- To consider and pass the following Resolution, as an ORDINARY RESOLUTION:

“RESOLVED THAT Shri. P. R. Venketrama Raja (DIN: 00331406), who retires by rotation, be and is hereby reappointed as a Director of the Company.”

- To consider and pass the following Resolution, as an ORDINARY RESOLUTION:

“RESOLVED THAT in terms of section 139, 142 and other applicable provisions of the Companies Act, 2013 and Companies (Audit and Auditors) Rules, 2014, M/s. Ramakrishna Raja And Co., Chartered Accountants, holding Firm Registration No: 005333S and M/s.SRSV & Associates, Chartered Accountants, holding Firm Registration No: 015041S, be and are hereby reappointed as Auditors of the Company for the second term of five consecutive financial years commencing from the Financial Year 2022-23 and to hold office from the conclusion of 64<sup>th</sup> Annual General Meeting till the conclusion of the 69<sup>th</sup> Annual General Meeting to be held in the year 2027.

RESOLVED FURTHER THAT each of the Auditors shall be paid for the financial year 2022-23, a remuneration of ₹ 17,00,000/- (Rupees Seventeen lakhs only) (exclusive of applicable Goods and Services Tax and Out-of-pocket expenses).

RESOLVED FURTHER THAT for the financial years 2023-24, 2024-25, 2025-26, 2026-27, the Board of Directors are authorised to fix the remuneration based on the recommendation of the Audit Committee.”

## Special Business

- To consider and pass the following Resolution as a SPECIAL RESOLUTION:

“RESOLVED THAT pursuant to Sections 196, 197 and 203 read with Schedule V and other applicable provisions of the Companies Act, 2013 (the Act) and the Rules made thereunder, SEBI (Listing Obligations and Disclosure Requirements) Regulations, 2015 (LODR) and the Articles of Association (AOA) of the Company, approval of the Shareholders be and is hereby accorded to the reappointment of Shri.P.R.Venketrama Raja (DIN: 00331406) as a Whole-time Key Managerial Personnel in the position of Managing Director of the Company for a further period of 5 years with effect from 04-06-2022, on a remuneration as set out hereunder.

### A. WHEN THE COMPANY IS HAVING PROFITS:

- ₹ 10 lakhs per month,
- Contribution to Provident Fund,
- Commission, as follows:

Net Profit under Section 198 of the Act, for a financial year	Commission as a % of Net Profit	Maximum limit – ₹ in Crores
Upto ₹ 800 Crores	5%	36
Exceeding ₹ 800 Crores	₹ 36 crores + 2% on the amount in excess of ₹ 800 crores.	45

- the remuneration payable to Shri.P.R.Venketrama Raja shall not exceed the maximum limit as stated above.

### B. WHEN THE COMPANY HAS NO PROFITS OR ITS PROFITS ARE INADEQUATE:

When the Company has no profits or its profits are inadequate, in any financial year, not being more than three such financial years over his entire tenure of five years,



- i. he shall be paid remuneration as provided in (A) of Section II, Part II of Schedule V of the Companies Act, 2013, based upon effective capital.
- ii. he shall be paid perquisites as provided in Section IV, Part II of Schedule V of the Companies Act, 2013.

### C. SITTING FEE

The remuneration aforesaid shall be exclusive of any fee paid for attending Meetings of the Board or any Committee thereof or for any other purpose, whatsoever as may be decided by the Board as provided in Section 197(5) of the Companies Act, 2013.

RESOLVED FURTHER THAT the Nomination and Remuneration Committee be and is hereby authorised to fix the components, quantum and periodicity of the remuneration payable to the Managing Director and revise the terms of remuneration subject to the limits specified in this resolution and subject to the compliance of the statutory provisions as applicable to the Company from time to time.”

6. To consider and pass the following Resolution, as an ORDINARY RESOLUTION:

“RESOLVED THAT pursuant to the provisions of Section 148(3) and other applicable provisions, if any, of the Companies Act, 2013 and Rule 14 of Companies (Audit and Auditors) Rules, 2014, the remuneration of ₹ 6,00,000/- (Rupees Six lakhs only) exclusive of GST and Out-of-pocket expenses, payable to M/s.Geeyes & Co., Cost Accountants (Firm Registration No: 000044) appointed as the Cost Auditors of the Company by the Board of Directors, for the financial year 2022-23 for auditing the Cost Records relating to manufacture of cement and generation of wind energy, be and is hereby ratified.”

By Order of the Board,  
For **THE RAMCO CEMENTS LIMITED**,

Chennai  
23-05-2022

**P.R.VENKETRAMA RAJA**  
Chairman & Managing Director

### Notes:

1. Statement pursuant to Section 102 of the Companies Act, 2013, setting out the material facts concerning each item of Special Business is annexed hereto.
2. The Company has chosen to conduct the AGM through VC. The AGM would be conducted in accordance with the General Circular No: 02/2022 dated 5<sup>th</sup> May 2022, issued by Ministry of Corporate Affairs, Government of India and Circular No: SEBI/HO/CFD/CMD2/CIR/P/2022/62 dated 13<sup>th</sup> May 2022, issued by Securities and Exchange Board of India (SEBI) and such other instructions that may be issued by Statutory Authorities.
3. The Company would be providing the Central Depository Services (India) Limited's (CDSL) system for the members to cast their vote through remote e-voting and participate in the AGM through VC.
4. Proxies are not being sent to shareholders, as the meeting is being conducted through VC.
5. The Company is also releasing a Public Notice by way of advertisement in English in Business Line (All editions), The New Indian Express (Combined Chennai edition), Trinity Mirror (All editions), Business Standard (All Editions) and in Tamil in Dinamani (Combined Chennai edition) and Makkal Kural (All editions), containing the following information:
  - Convening of AGM through VC in compliance with applicable provisions of the Act.
  - Date and Time of the AGM.
  - Availability of Notice of the Meeting on the website of the Company, the stock exchanges, viz. BSE Limited and National Stock Exchange of India Limited, where the Company's shares are listed and at <https://www.evotingindia.com>
  - Reference to the link of the Company's website, providing access to the full annual report.
  - Requesting the members who have not registered their E-Mail addresses with the Company, to get the same registered with the Company.
6. The cut-off date will be 03-08-2022, for determining the eligibility to vote by remote e-voting or in the AGM.
7. Pursuant to Rule 8 of Investor Education and Protection Fund (Accounting, Audit, Transfer and Refund) Rules, 2016, the Company has uploaded the details of unclaimed/unpaid dividends lying with the Company on the website of the Company ([www.ramcocements.in](http://www.ramcocements.in)), as also on the website of the Ministry of Corporate Affairs. The dividends remaining unpaid for a period of over 7 years will be transferred to the Investor Education & Protection Fund

(IEPF) of the Central Government. Hence, the members who have not claimed their dividend relating to the earlier years may write to the Company for claiming the amount before it is so transferred to the Fund. The details of due dates for transfer of such unclaimed dividend to the said Fund are:

Year	Type of dividend	Date of declaration of Dividend	Last date for claiming Unpaid Dividend	Due Date for Transfer to IEP Fund
2014-15	Dividend	06-08-2015	05-08-2022	04-09-2022
2015-16	Dividend	11-03-2016	10-03-2023	09-04-2023
2016-17	Dividend	04-08-2017	03-08-2024	02-09-2024
2017-18	Dividend	03-08-2018	02-08-2025	01-09-2025
2018-19	Dividend	08-08-2019	07-08-2026	06-09-2026
2019-20	Dividend	03-03-2020	02-03-2027	01-04-2027
2020-21	Dividend	12-03-2021	11-03-2028	10-04-2028

8. In accordance with Section 125(5) of the Companies Act, 2013, the Company has transferred the unclaimed/unpaid dividends lying with the Company for a period of over 7 years, to the IEPF established by the Central Government.
9. In accordance with Section 124(6) of the Companies Act, 2013, read with the Investor Education and Protection Fund Authority (Accounting, Audit, Transfer and Refund) Rules, 2016, the shares in respect of which, dividend has not been paid or claimed for 7 consecutive years or more have been transferred by the Company to IEPF. The shareholders / their legal heirs are entitled to claim the said shares and the dividend so transferred from the IEPF by making an online application in Form No: IEPF-5 to the IEPF Authority. The procedure is available at the website of the Company, viz. [www.ramcocements.in](http://www.ramcocements.in) and the form is available at the website of IEPF, viz. [www.iepf.gov.in](http://www.iepf.gov.in)
10. Despatching of physical copies of the financial statements (including Board's report, Auditor's report or other documents required to be attached therewith), has been dispensed with. Such statements are being sent only by email to the members, trustees for the debenture-holders and to all other persons so entitled. The Annual Report will also be made available on the Company's Website - [www.ramcocements.in](http://www.ramcocements.in) and at the websites of the BSE Limited and National Stock Exchange of India Limited, where the Company's shares are listed and CDSL's e-voting portal at <https://www.evotingindia.com>
11. Voting through electronic means
  - A. In compliance with provisions of Section 108 of the Companies Act, 2013 and Rule 20 of the Companies (Management and Administration) Rules, 2014 and Regulation 44 of SEBI (Listing Obligations and Disclosure Requirements) Regulations, 2015, [LODR] the Company is providing members remote e-voting facility to exercise their right to vote at the 64<sup>th</sup> AGM and the business may be transacted through such voting, through e-voting services provided by CDSL.
  - B. The facility for remote e-voting shall remain open from 9.00 AM on Sunday, the 7<sup>th</sup> August 2022 to 5.00 PM on Tuesday, the 9<sup>th</sup> August 2022. During this period, the members of the Company, holding shares either in physical form or in dematerialised form, as on the cut-off date, viz. Wednesday, the 3<sup>rd</sup> August 2022, may opt for remote e-voting. Remote e-voting shall not be allowed beyond 5.00 PM on Tuesday, the 9<sup>th</sup> August 2022.
  - C. In terms of SEBI Circular No. SEBI/HO/CFD/CMD/ CIR/P/2020/242 dated December 9, 2020 on e-voting facility provided by Listed Companies, Individual shareholders holding securities in demat mode are allowed to vote through their demat account maintained with Depositories and Depository Participants (DP). Shareholders are advised to update their mobile number and email Id in their demat accounts in order to access e-voting facility.

- D. Pursuant to said SEBI Circular, Login method for e-voting and joining the AGM through VC for Individual shareholders holding securities in Demat mode are given below:

Type of shareholders	Login Method
Individual Shareholders holding securities in Demat mode with <b>CDSL Depository</b>	<ol style="list-style-type: none"> <li>1) Users who have opted for CDSL Easi/Easiest facility, can login through their existing user id and password. Option will be made available to reach e-voting page without any further authentication. The URL for users to login to Easi/Easiest are <a href="https://web.cdslindia.com/myeasi/home/login">https://web.cdslindia.com/myeasi/home/login</a> or visit <a href="http://www.cdslindia.com">www.cdslindia.com</a> and click on Login icon and select New System Myeasi.</li> <li>2) After successful login the Easi / Easiest user will be able to see the e-voting option for eligible companies where the evoting is in progress as per the information provided by company. On clicking the evoting option, the user will be able to see e-voting page of the e-voting service provider for casting the vote during the remote e-voting period or joining the AGM through VC &amp; voting during the meeting. Additionally, there are also links provided to access the system of all e-voting Service Providers i.e. CDSL/NSDL, so that the user can visit the e-voting service providers' website directly.</li> <li>3) If the user is not registered for Easi/Easiest, option to register is available at <a href="https://web.cdslindia.com/myeasi/Registration/EasiRegistration">https://web.cdslindia.com/myeasi/Registration/EasiRegistration</a></li> <li>4) Alternatively, the user can directly access e-voting page by providing Demat Account Number and PAN No. from a e-voting link available on <a href="http://www.cdslindia.com">www.cdslindia.com</a> home page. The system will authenticate the user by sending OTP on registered Mobile &amp; Email as recorded in the Demat Account. After successful authentication, user will be able to see the e-voting option where the evoting is in progress and also able to directly access the system of all e-voting Service Providers.</li> </ol>
Individual Shareholders holding securities in demat mode with <b>NSDL Depository</b>	<ol style="list-style-type: none"> <li>1) If you are already registered for NSDL IDeAS facility, please visit the e-Services website of NSDL. Open web browser by typing the following URL: <a href="https://eservices.nsd.com">https://eservices.nsd.com</a> either on a Personal Computer or on a mobile. Once the home page of e-Services is launched, click on the "Beneficial Owner" icon under "Login" which is available under 'IDeAS' section. A new screen will open. You will have to enter your User ID and Password. After successful authentication, you will be able to see e-Voting services. Click on "Access to e-voting" under e-voting services and you will be able to see e-voting page. Click on company name or e-voting service provider name and you will be re-directed to e-voting service provider website for casting your vote during the remote e-voting period or joining the AGM through VC &amp; voting during the meeting.</li> <li>2) If the user is not registered for IDeAS e-Services, option to register is available at <a href="https://eservices.nsd.com">https://eservices.nsd.com</a>. Select "Register Online for IDeAS Portal" or click at <a href="https://eservices.nsd.com/SecureWeb/IdeasDirectReg.jsp">https://eservices.nsd.com/SecureWeb/IdeasDirectReg.jsp</a></li> <li>3) Visit the e-voting website of NSDL. Open web browser by typing the following URL: <a href="https://www.evoting.nsd.com/">https://www.evoting.nsd.com/</a> either on a Personal Computer or on a mobile. Once the home page of e-voting system is launched, click on the icon "Login" which is available under 'Shareholder/Member' section. A new screen will open. You will have to enter your User ID (i.e. your sixteen digit demat account number holding with NSDL), Password/OTP and a Verification Code as shown on the screen. After successful authentication, you will be redirected to NSDL Depository site wherein you can see e-voting page. Click on company name or e-voting service provider name and you will be redirected to e-voting service provider website for casting your vote during the remote e-voting period or joining the AGM through VC &amp; voting during the meeting.</li> </ol>
Individual Shareholders (holding securities in demat mode) login through their Depository Participants (DP)	You can also login using the login credentials of your demat account through your DP registered with NSDL/CDSL for e-voting facility. After Successful login, you will be able to see e-voting option. Once you click on e-voting option, you will be redirected to NSDL/ CDSL Depository site after successful authentication, wherein you can see e-voting feature. Click on company name or e-voting service provider name and you will be redirected to e-voting service provider website for casting your vote during the remote e-voting period or joining the AGM through VC & voting during the meeting.

**Important note:** Members who are unable to retrieve User ID/ Password are advised to use Forget User ID and Forget Password option available at above mentioned website.

- E. Helpdesk for Individual Shareholders holding securities in demat mode for any technical issues related to login through Depository i.e. CDSL and NSDL

Login Type	Helpdesk details
Individual Shareholders holding securities in Demat mode with CDSL	Members facing any technical issue in login can contact CDSL helpdesk by sending a request at helpdesk.evoting@cdslindia.com or contact at toll free no. 1800 22 55 33.
Individual Shareholders holding securities in Demat mode with NSDL	Members facing any technical issue in login can contact NSDL helpdesk by sending a request at evoting@nsdl.co.in or call at toll free no.: 1800 1020 990 and 1800 22 44 30

- F. Access through CDSL e-Voting system in case of shareholders holding shares in physical mode and non-individual shareholders in demat mode. Login method for e-Voting and joining the AGM through VC for shareholders holding shares in physical mode and shareholders other than individual holding in Demat form.

1. The shareholders should log on to the e-voting website www.evotingindia.com.
2. Click on “Shareholders” module.
3. Now enter your User ID
  - a. For CDSL: 16 digits beneficiary ID,
  - b. For NSDL: 8 Character DP ID followed by 8 Digits Client ID,
  - c. Shareholders holding shares in Physical Form should enter Folio Number registered with the Company.
4. Next enter the Image Verification as displayed and Click on Login.
5. If you are holding shares in demat form and had logged on to www.evotingindia.com and voted on an earlier e-voting of any company, then your existing password is to be used.
6. If you are a first-time user follow the steps given below:

Particulars	For Shareholders holding shares in Demat Form other than individuals and in Physical Form
PAN	Enter your 10 digit alpha-numeric PAN issued by Income Tax Department (Applicable for both demat shareholders as well as physical shareholders). Shareholders who have not updated their PAN with the Company/DP are requested to use the sequence number sent by Company/RTA or contact Company/RTA.
Dividend Bank Details OR Date of Birth (DOB)	Enter the Dividend Bank Details or Date of Birth (in dd/mm/yyyy format) as recorded in your demat account or in the company records in order to login. If both the details are not recorded with the depository or company, please enter the member id / folio number in the Dividend Bank details field as mentioned in instruction F.

After entering these details appropriately, click on “SUBMIT” tab.

- G. Shareholders holding shares in physical form will then directly reach the Company selection screen. However, shareholders holding shares in demat form will now reach ‘Password Creation’ menu wherein they are required to mandatorily enter their login password in the new password field. Kindly note that this password is to be also used by the demat holders for voting for resolutions of any other company on which they are eligible to vote, provided that company opts for e-voting through CDSL platform. It is strongly recommended not to share your password with any other person and take utmost care to keep your password confidential.
- H. For shareholders holding shares in physical form, the details can be used only for e-voting on the resolutions contained in this Notice.
- I. Click on the EVSN for The Ramco Cements Limited, on which you choose to vote.
- J. On the voting page, you will see “RESOLUTION DESCRIPTION” and against the same the option “YES/NO” for voting. Select the option YES or NO as desired. The option YES implies that you assent to the Resolution and option NO implies that you dissent to the Resolution.
- K. Click on the “RESOLUTIONS FILE LINK” if you wish to view the entire Resolution details.
- L. After selecting the resolution, you have decided to vote on, click on “SUBMIT”. A confirmation box will be displayed. If you wish to confirm your vote, click on “OK”, else to change your vote, click on “CANCEL” and accordingly modify your vote.
- M. Once you “CONFIRM” your vote on the resolution, you will not be allowed to modify your vote.
- N. You can also take a print of the votes cast by clicking on “Click here to print” option on the Voting page.
- O. If a demat account holder has forgotten the login password then enter the User ID and the image verification code and click on Forgot Password & enter the details as prompted by the system.

- P. There is also an optional provision to upload Board Resolution / Power of Attorney if any uploaded, which will be made available to scrutinizer for verification.
- Q. Facility for Non – Individual Shareholders and Custodians –Remote Voting
- a. Non-Individual shareholders (i.e. other than Individuals, HUF, NRI, etc.) and Custodians are required to log on to [www.evotingindia.com](http://www.evotingindia.com) and register themselves in the “Corporates” module.
  - b. A scanned copy of the Registration Form bearing the stamp and sign of the entity should be emailed to [helpdesk.evoting@cdslindia.com](mailto:helpdesk.evoting@cdslindia.com).
  - c. After receiving the login details, a Compliance User should be created using the admin login and password. The Compliance User would be able to link the account(s) for which they wish to vote on.
  - d. The list of accounts linked in the login will be mapped automatically and can be delinked in case of any wrong mapping.
  - e. It is mandatory that a scanned copy of the Board Resolution and Power of Attorney (POA) which they have issued in favour of the Custodian, if any, should be uploaded in PDF format in the system for the scrutinizer to verify the same.
  - f. Alternatively Non Individual shareholders are mandatorily required to send the relevant Board Resolution/ Authority letter, etc. together with attested specimen signature of the duly authorized signatory who are authorized to vote, to the Scrutinizer at [srinivasan.k@msjandnk.in](mailto:srinivasan.k@msjandnk.in) and to the Company at the email address viz. [investorrelations@ramcocements.co.in](mailto:investorrelations@ramcocements.co.in), if they have voted from individual tab & not uploaded same in the CDSL e-voting system for the scrutinizer to verify the same.
- R. If you have any queries or issues regarding attending the Meeting & e-Voting from the CDSL e-Voting System, you can write an email to [helpdesk.evoting@cdslindia.com](mailto:helpdesk.evoting@cdslindia.com) or contact at toll free no. 1800 22 55 33.
12. Instructions for shareholders attending the AGM through VC & e-voting during meeting are as under:
- A. The procedure for attending meeting & e-voting on the day of the AGM is same as the instructions mentioned above for Remote e-voting.
  - B. The Members can join the AGM in the VC mode upto 15 minutes before and after the scheduled time of the commencement of the Meeting by following the procedure mentioned in this Notice. The facility of participation at the AGM through VC will be made available to at least 1000 members on first come first served basis. This will not include Members holding 2% or more shareholding, Promoters, Institutional Investors, Directors, Key Managerial Personnel, the Chairpersons of the Audit Committee, Nomination and Remuneration Committee and Stakeholders Relationship Committee, Auditors, etc. who are allowed to attend the AGM.
  - C. Members are requested to join the AGM through Laptops / IPads for better experience and will be required to have webcam and use Internet with a good speed to avoid any disturbance during the meeting.
  - D. Members are requested to use Stable Wi-Fi or LAN Connection to mitigate Audio/Video loss due to fluctuation in your network. Please avoid connecting through your Mobile Devices or Tablets or through Laptop via Mobile Hotspot.
  - E. Members who would like to express their views/ ask questions during the meeting may register themselves as a speaker by sending their request at least 3 days prior to meeting mentioning your name, demat account number/folio number, email id, mobile number (as registered with the Depository Participant (DP)/Company) to the mail id: [investorrelations@ramcocements.co.in](mailto:investorrelations@ramcocements.co.in) Members who have registered themselves as a speaker will only be allowed to express their views/ask questions during the meeting.
  - F. Members who do not wish to speak during the AGM but have queries may send your queries at least 3 days prior to meeting mentioning your name, demat account number/folio number, email id, mobile number to the mail id: [investorrelations@ramcocements.co.in](mailto:investorrelations@ramcocements.co.in). These queries will be replied by the company suitably by email.
  - G. Non-Individual members intending to authorize their representatives to attend the Meeting are requested to send a scanned certified copy of the board resolution authorizing their representative to attend on their behalf at the meeting. The said Resolution/ Authorization shall be sent to the Scrutinizer by email through its registered email address with a copy marked to [helpdesk.evoting@cdslindia.com](mailto:helpdesk.evoting@cdslindia.com).
  - H. The attendance of the Members attending the AGM through VC will be counted for the purpose of ascertaining the quorum under Section 103 of the Companies Act, 2013.

- I. The link for VC to attend meeting will be available where the EVSN of Company will be displayed after successful login as per the instructions mentioned above for Remote e-voting.
  - J. Shareholders who have voted through Remote e-voting will be eligible to attend the meeting. However, they will not be eligible to vote at the AGM.
  - K. Only those shareholders, who are present in the AGM through VC and have not cast their vote on the Resolutions through remote e-voting and are otherwise not barred from doing so, shall be eligible to vote through e-voting system available during the AGM.
  - L. If any Votes are cast by the shareholders through the e-voting available during the AGM and if the same shareholders have not participated in the meeting through VC, then the votes cast by such shareholders may be considered invalid as the facility of e-voting during the meeting is available only to the shareholders attending the meeting.
  - M. In case of joint holder attending the Meeting, only such joint holder who is higher in the order of names will be entitled to vote.
13. Process for those shareholders whose E-mail/Mobile No. are not registered with the Company/DP.
    - A. For Physical shareholders, please provide your E-Mail ID/Mobile Number along with necessary details in Form No: ISR-1, available at the website of the Company.
    - B. For Individual Demat shareholders, please update your email id & mobile no. with your respective DP which is mandatory while e-voting & joining the AGM through VC through Depository.
  14. Any person, who acquires shares of the Company and becomes a member of the Company after despatch of the Notice and holding shares as of the cut-off date i.e. 3<sup>rd</sup> August 2022, may obtain the Login ID and Password by following the procedures mentioned in Point No: 11 (D) or (F), as the case may be.
  15. The voting rights of shareholders shall be in proportion to the shares held by them in the paid up equity share capital of the Company as on 3<sup>rd</sup> August 2022.
  16. Shri.K.Srinivasan, Chartered Accountant (Membership No. 021510), Partner, M/s.M.S.Jagannathan & N.Krishnaswami, Chartered Accountants (E-Mail ID: srinivasan.k@msjandnk.in) has been appointed as the Scrutiniser to scrutinise the e-voting process in a fair and transparent manner.
  17. The scrutiniser shall, immediately after the conclusion of voting at the AGM, unblock the votes cast through e-voting in the presence of at least two witnesses not in the employment of the company and make, not later than three days of conclusion of the meeting, a consolidated Scrutiniser's report of the total votes cast in favour or against, if any, to the Chairman or a person authorised by him in writing who shall countersign the same and the Chairman or a person authorised by him in writing shall declare the result of the voting forthwith.
  18. The results declared along with the report of the Scrutinizer shall be placed on the website of the Company and on the website of CDSL immediately after the declaration of results by the Chairman or a person authorized by him. The results shall also be immediately forwarded to the BSE Limited and National Stock Exchange of India Limited, Mumbai.
  19. All grievances connected with the facility for voting by electronic means may be addressed to Mr. Rakesh Dalvi, Sr. Manager, Central Depository Services (India) Limited, A Wing, 25<sup>th</sup> Floor, Marathon Futurex, Mafatlal Mill Compounds, N M Joshi Marg, Lower Parel (East), Mumbai - 400013 or send an email to helpdesk.evoting@cdslindia.com or call toll free no. 1800 22 55 33.

By Order of the Board,  
For **THE RAMCO CEMENTS LIMITED**,

Chennai  
23-05-2022

**P.R.VENKETRAMA RAJA**  
Chairman & Managing Director

# Statement Pursuant to Section 102 of the Act

## Item No: 4 – To reappoint Statutory Auditors and fix their remuneration

At the Annual General Meeting held on 04-08-2017, M/s. Ramakrishna Raja And Co., Chartered Accountants and M/s. SRSV & Associates, Chartered Accountants, were appointed as Statutory Auditors of the Company for a period of 5 years starting from 2017-2018 to 2021-2022. (1<sup>st</sup> term of 5 consecutive years).

In accordance with Section 139(2)(b) of the Companies Act, 2013, the Audit Firms can be appointed as Auditors for a maximum of 2 terms of 5 consecutive years.

The Audit Committee at its meeting held on 23-05-2022 reviewed the Auditors' independence, performance and effectiveness of the Audit process and found to be adequate for the Company's needs and purposes. Accordingly, they have recommended to the Board the reappointment of M/s. Ramakrishna Raja And Co., Chartered Accountants and M/s. SRSV & Associates, Chartered Accountants, as Statutory Auditors of the Company for another period of 5 years. The Board of Directors at the meeting held on 23-05-2022 have also approved the same and recommended their reappointment to shareholders.

M/s. Ramakrishna Raja And Co., Chartered Accountants and M/s. SRSV & Associates, Chartered Accountants, are known for their high level of professional ethics and values. With the strong technical expertise drawn from their experience over nearly three decades and with a team of highly competent professionals, they provide quality, timely and specific solutions to their clients. The following are the Partners of the Audit Firms.

Name of the Firm	Names of the Partners
M/s. Ramakrishna Raja And Co., Chartered Accountants	Ms. V. Jayanthi Mr. M. Vijayan Mr. C. Kesavan
M/s. SRSV & Associates, Chartered Accountants	Mr. G. Chella Krishna, Engagement Partner Mr. P. Santhanam Mr. R. Subburaman Mr. V. Rajeswaran

The Statutory Auditors have confirmed their eligibility and have provided their written consents for their proposed reappointment and necessary certificates under Rule 4 of the Companies (Audit and Auditors) Rules, 2014, confirming that their reappointment, if made, shall be in accordance with the conditions as prescribed by law and they satisfy the criteria provided under Section 141 of the Companies Act, 2013. They have also confirmed that they hold a valid peer review certificate issued by the Institute of Chartered Accountants of India, as required under Regulation 33(1)(d) of LODR.

The Directors recommend the Resolution to the Members for their approval. None of the Directors, Key Managerial Personnel or their relatives are interested in this Resolution.

## Item No: 5

Shri. P.R. Venketrama Raja (DIN 00331406) aged 63, has a Bachelor's Degree in Chemical Engineering from University of Madras and Masters in Business Administration from University of Michigan, USA. He has more than 3 decades of Industrial Experience with specific knowledge in Textiles, Cement, Fibre Cement Sheets and Information Technology sectors.

Shri. P.R. Venketrama Raja has been on the Board of TRCL since 1985. As a Member of the Board, he is responsible for guiding the Company in establishment of new units, selection of process and equipments and adoption of latest technologies since 1985, when the Company went for its first green field expansion in Jayanthipuram. He became the Chairman & Managing Director of the Company on 04-06-2017. The Company's performance since he took over as Chairman & Managing Director of the Company are given below:

Details	UoM	For the year ended 31-03-2018	For the year ended 31-03-2022
Capacity -			
Integrated Cement Plants	In lakh tonnes	124.90	122.00
Grinding Plants	In lakh tonnes	42.00	72.00
Production	In lakh tonnes	93.16	110.85
Sales	In lakh tonnes	93.12	110.48
Sales and Other Income (Net of duties and taxes)	₹ In crores	4443.00	6010.62
Operating Profit	₹ In crores	1136.07	1314.48
Cash Profit	₹ In crores	1076.86	1202.08
Total Comprehensive Income	₹ In crores	553.94	890.05
Earnings per share – Not Annualised	₹	23.00	38.00
Dividend per share	₹	3.00	3.00

He is also the member of the following Committees of the Board of Directors:

- Audit Committee
- Stakeholders Relationship Committee
- Risk Management Committee
- Corporate Social Responsibility Committee

His areas of expertise include, Cement Processing Technology, Expert knowledge in Information Technology, Strategy Management, Business Management and Industrial Relationship Management.

The Nomination and Remuneration Committee at its meeting held on 23-05-2022 had recommended to the Board the reappointment of Shri.P.R.Venketrama Raja as Managing Director of the Company. The Board at their meeting held on 23-05-2022, took into consideration the recommendation of NRC, review by the Independent Directors and approval of the Audit Committee and approved his appointment, subject to the approval of the shareholders at the Annual General Meeting. The reappointment is for a period 5 years commencing from 04-06-2022. The reappointment is in accordance with Article 119A of the Articles of Association of the Company and the provisions of Section 197 read with Schedule V and other applicable provisions of the Companies Act, 2013.

The Nomination and Remuneration Committee has also approved the proposed remuneration in accordance with Schedule V of the Companies Act, 2013.

It is proposed to authorise the Nomination and Remuneration Committee to fix the components, quantum and periodicity of the remuneration payable to the Managing Director and revise the terms of remuneration, subject to the limits mentioned in the Resolution.

The reappointment and the remuneration proposed fulfil the conditions stipulated in Schedule V of the Companies Act, 2013 and hence approval of Government of India is not required. Considering the contributions made by Shri.P.R.Venketrama Raja and his suitability, the Board of Directors recommend the resolution for Members' approval.

As the annual remuneration proposed exceeds ₹ 5.00 crores or 2.5% of the net profits, whichever is higher, approval is sought from the shareholders by way of special resolution, as required under Regulation 17(6)(e) of LODR.

Shri.P.R.Venketrama Raja is also a Director in the following Companies:

Sl. No.	Names of the Companies / Bodies Corporate
1	Ramco Systems Limited
2	Ramco Industries Limited
3	Rajapalayam Mills Limited
4	The Ramaraju Surgical Cotton Mills Limited
5	Sri Vishnu Shankar Mills Limited
6	Sandhya Spinning Mill Limited
7	Sri Sandhya Farms (India) Private Limited
8	RCDC Securities and Investments Private Limited
9	Nirmala Shankar Farms & Estates Private Limited
10	Ram Sandhya Farms Private Limited
11	Rajapalayam Textile Limited
12	Ramamandiram Agricultural Estate Private Limited
13	Lynks Logistics Limited
14	Ramamandiram Management Consultancy Private Limited
15	Rajapalayam Chamber of Commerce and Industry
16	Ramco Management Private Limited

Shri.P.R.Venketrama Raja is a Member in the following Committees of the Boards of other Companies.

Sl. No	Name of the Company	Name of the Committee	Position Held (Chairman / Member)
1	Rajapalayam Mills Limited	Stakeholders Relationship Committee	Chairman
2	Rajapalayam Mills Limited	Corporate Social Responsibility Committee	Chairman
3	Rajapalayam Mills Limited	Rights Issue Committee	Chairman
4	Rajapalayam Mills Limited	Risk Management Committee	Chairman
5	Ramco Industries Limited	Stakeholders Relationship Committee	Chairman
6	Ramco Industries Limited	Corporate Social Responsibility Committee	Chairman
7	Ramco Industries Limited	Risk Management Committee	Chairman
8	Ramco Industries Limited	Audit Committee	Member
9	Ramco Systems Limited	Stakeholders Relationship Committee	Chairman
10	Ramco Systems Limited	Corporate Social Responsibility Committee	Chairman
11	Ramco Systems Limited	Allotment Committee	Member
12	Ramco Systems Limited	Fund Raising Committee	Member
13	Ramco Systems Limited	Risk Management Committee	Chairman
14	The Ramaraju Surgical Cotton Mills Limited	Stakeholders Relationship Committee	Chairman
15	The Ramaraju Surgical Cotton Mills Limited	Corporate Social Responsibility Committee	Chairman
16	Sri Vishnu Shankar Mill Limited	Corporate Social Responsibility Committee	Chairman

None of the Directors and Key Managerial Personnel except Shri.P.R.Venketrama Raja as appointee may be deemed to be concerned or interested in the Resolution.



**I. General Information:**

1	Nature of Industry	Cement
2	Date of Commencement of Business	31-07-1957
3	Financial performance based on given indicators	

(₹ in crores)

Year	Total Revenue	Operating Profit	Profit Before Tax	Profit After Tax	Total Comprehensive Income	Dividend per share – in ₹
2021-22	6010.62	1314.48	801.24	892.70	890.05	3.00
2020-21	5303.08	1582.60	1139.68	761.08	757.95	3.00
2019-20	5405.64	1173.82	787.21	601.09	593.28	2.50
2018-19	5174.71	1064.97	715.58	505.89	503.21	3.00

4 Foreign investments or collaborations, if any NIL

**II. Information about the appointee:**

1	Background Details	Shri.P.R.Venketrama Raja is a Promoter and Director and has been on the Board of the Company since 23-05-1985.
	Age	63 years
	Qualification	Bachelor's Degree in Chemical Engineering from University of Madras and Masters in Business Administration from University of Michigan, USA.
	No. of Shares held in the Company	17,46,460 equity shares of ₹ 1/- each
2	Past Remuneration	<p><b>Terms of Remuneration:</b></p> <p>i. When the Company is having profit: 5% of the net profits of the Company calculated as per Section 198 of the Companies Act, 2013.</p> <p>ii. When the Company is having no profit or inadequate profit: In any financial year during the currency of his tenure, not being more than three such financial years over the entire tenure of five years, the Company has no profit or inadequate profit, the Managing Director shall be paid remuneration as approved by the Board and the Nomination and Remuneration Committee which shall not exceed the double of the applicable limit as provided under (A) of Section II, Part II of Schedule V of the Companies Act, 2013.</p> <p>In addition, he shall be eligible for the following perquisites:</p> <p>a. Contribution to Provident Fund, Superannuation Fund or Annuity Fund to the extent these either singly or put together are not taxable under the Income Tax Act, 1961.</p> <p>b. Gratuity payable at a rate not exceeding half a month's salary for each completed year of service and</p> <p>c. Encashment of leave at the end of the tenure.</p> <p>In addition to the above remuneration, he will also be eligible for any fee paid for attending Meetings of the Board or Committee thereof or for any other purpose, whatsoever as may be decided by the Board as provided in Section 197(5) of the Companies Act, 2013.</p>
3	Recognition or awards	He was awarded Global Influencer of the Year at CONNECT 2016 by Confederation of Indian Industry, in recognition of his efforts in taking Indian products to the global stage.
4	Job profile and his suitability	He has more than 3 decades of industrial experience in companies, including cement and allied products and information technology.

## 5 Remuneration proposed

**A. WHEN THE COMPANY IS HAVING PROFITS:**

- a. ₹ 10 lakhs per month
- b. Contribution to Provident Fund.
- c. Commission as follows:

Net Profit under Section 198 of the Act, for a financial year	Commission as a % of Net Profit	Maximum limit – ₹ in Crores
Upto ₹ 800 Crores	5%	36
Exceeding ₹ 800 Crores	₹ 36 crores + 2% on the amount in excess of ₹ 800 crores.	45

- d. The remuneration payable to Shri. P.R.Venketrama Raja shall not exceed the maximum limit as stated above.

**B. WHEN THE COMPANY HAS NO PROFITS OR ITS PROFITS ARE INADEQUATE:**

When the Company has no profits or its profits are inadequate, in any financial year, not being more than three such financial years over his entire tenure of five years,

- i. he shall be paid remuneration as provided in (A) of Section II, Part II of Schedule V of the Companies Act, 2013, based upon effective capital.
- ii. he shall be paid perquisites as provided in Section IV, Part II of Schedule V of the Companies Act, 2013.

Based upon effective capital as on 31-03-2022, the minimum remuneration in case of inadequate profit will be ₹ 2.09 crores per annum.

**C. SITTING FEE**

The Sitting Fee payable to him for attending Meetings of the Board or any Committee thereof or for any other purpose, whatsoever as may be decided by the Board as provided in Section 197(5) of the Companies Act, 2013, shall be extra.

## 6 Comparative Remuneration profile

The remuneration proposed consists of fixed component and performance based component. The basis of his performance based component is aligned to Company's performance expressed in terms of Profit Before Tax.

Being a promoter director he is not eligible for Employee Stock Option Scheme and his entire compensation package is only by way of remuneration. Hence, the remuneration package is not comparable with respect to industry, size of the company, profile of the position and person, as presence or absence of Stock Option Schemes would play a great role in the remuneration package.

7 Relationship with managerial personnel/  
Pecuniary relationship directly or indirectly with the Company

He is not related to any Director or Key Managerial Personnel of the Company.

He has no pecuniary relationship other than the remuneration, he is entitled to receive.

**III. Other Information:**

1	Reasons of loss or inadequate profits	Not applicable, as the Company is continuously making profits.
2	Steps taken or proposed to be taken for improvement	
3	Expected increase in productivity and profits in measurable terms	

**IV. Disclosures:**

As required, the information are provided under Corporate Governance Section.

The Notice together with this Statement may be regarded as a disclosure under Regulation 36(3) LODR and details required under Standard 1.2.5 of SS-2.

**Item No: 6**

In accordance with the provisions of Section 148 of the Companies Act, 2013 and the Companies (Audit and Auditors) Rules, 2014, the Company is required to appoint a cost auditor to audit the cost records of Company, relating to manufacture of cement and generation of wind energy.

On the recommendation of the Audit Committee at its meeting held on 23-05-2022, the Board had approved the appointment of M/s. Geeyes & Co., Cost Accountants (Firm Registration No: 000044) as the Cost Auditors of the Company to audit the Company's Cost Records relating to manufacture of cement and generation of wind energy, for the financial year 2022-23.

The firm established in the year 1994, have rich experience in Industry, Consulting and Management Systems Audits, Cost Audits, and Excellence Assessments. They are Cost Auditors for many companies across several industries. Their areas of specialization and interest include Corporate Strategy, Sustainability, Business Excellence, Total Cost Management, Enterprise Risk Management, Corporate Governance, Project Management, Energy & Environmental Management, and Supply Chain Management. The following are the names of the Partners of the firm.

- Mr.S.Srinivasan
- Mr.R.Anantharaman
- Mr.Manivannan.R.Rajan

The Board had approved a remuneration of ₹ 6,00,000/- (Rupees Six lakhs only) exclusive of GST and Out-of-pocket expenses.

The remuneration to be paid to the cost auditor is required to be ratified by the members, in accordance with the provisions of Section 148(3) of the Companies Act, 2013 and Rule 14 of Companies (Audit and Auditors) Rules, 2014.

The Directors recommend the Resolution to the Members for their approval. None of the Directors, Key Managerial Personnel or their relatives are interested in this Resolution.

# Board's Report

Your Directors have pleasure in presenting their 64<sup>th</sup> Annual Report and the Audited Accounts of the Company for the year ended 31<sup>st</sup> March 2022.

₹ in crores

Financial Results – Separate	Year ended 31-03-2022	Year ended 31-03-2021
Total Income	6,010.62	5,303.08
Earnings before Interest, Taxes, Depreciation & Amortization (EBITDA)	1,314.48	1,582.60
Less: Interest	112.40	87.62
<b>Profit before Depreciation and Tax (PBDT)</b>	<b>1,202.08</b>	<b>1,494.98</b>
Less: Depreciation	400.84	355.30
<b>Profit before tax (PBT)</b>	<b>801.24</b>	<b>1,139.68</b>
Less: Tax Expenses		
Current Tax	165.48	245.63
Current Tax adjustments of earlier years	6.67	(1.61)
Deferred Tax	41.22	115.80
MAT Credit reversal of earlier year	4.63	-
Deferred Tax adjustment of earlier years	(309.46)	18.78
<b>Profit After Tax (PAT)</b>	<b>892.70</b>	<b>761.08</b>
Other Comprehensive Income [Net of tax credit of ₹ 0.83 crores (PY: ₹ 2.77 crores)]	(2.65)	(3.13)
<b>Total Comprehensive Income (TCI)</b>	<b>890.05</b>	<b>757.95</b>

## Changes in Capital and Debt Structure

At the beginning of the year, the paid up capital of the Company was ₹ 23,58,89,945/- consisting of 23,58,89,945 shares of ₹ 1/- each. During the year under review, 4,02,435 equity shares of ₹ 1/- each were allotted on exercise of employee stock options by the employees of the Company. Consequently, at the end of the year, the paid up capital of the Company had increased to ₹ 23,62,92,380/- consisting of 23,62,92,380 shares of ₹ 1/- each.

The Company does not have any Scheme for issue of sweat equity to the employees or Directors of the Company.

The details of Employees Stock Option Schemes (ESOS) are provided in this Report.

The details of Secured Redeemable Non-Convertible Debentures issued during the year under review are given below:

(a) Name of the Series	6.90% Series – G	6.90% Series – H
(b) Date of issue of the securities	23-03-2022	23-03-2022
(c) Date of allotment of the securities	24-03-2022	24-03-2022
(d) Number of securities	1500	1500
(e) Type of issue	Private Placement	Private Placement
(f) Details of the debt restructuring pursuant to which the securities are issued	Not Applicable	Not Applicable
(g) Issue price – per instrument	₹ 10.00 lakhs	₹ 10.00 lakhs
(h) Coupon rate	6.90%	6.90%
(i) Maturity date	24-12-2026	24-03-2027
(j) Amount raised	₹ 150.00 crores	₹ 150.00 crores

## Dividend

As per the Company's Dividend Distribution Policy, it shall strive to distribute at least 10% of its Consolidated Post-Tax Profits as dividend to its shareholders. As per the policy, such decisions should be taken, considering the Company's expansion / modernisation plans and investment in capital expenditure programmes. In view of the above, the Board of Directors have recommended ₹ 3/- per share as dividend, with a cash outflow of ₹ 70.96 crores. This constitutes a dividend payout ratio of 8.05%.

For the previous year, the Company had paid a dividend of ₹ 3/- per share, with an outgo of ₹ 70.84 crores.

The Policy is available on the website of the Company under the weblink:

<http://www.ramcocements.in/policies.aspx>

The Dividend Distribution Policy forms part of this Report.

### Transfer to General Reserves

After appropriations, a sum of ₹ 200 crores has been kept as retained earnings of the Company and a sum of ₹ 890.25 crores has been transferred to General Reserve. As on 31-03-2022, the General Reserve stands at ₹ 6,244.06 crores.

### Taxation

As per Section 115BAA of the Income Tax Act, 1961, the Company had an irrevocable option of shifting to a lower tax rate and simultaneously forego certain tax incentives, deductions and accumulated MAT credit. During the year under review, in view of the overall tax benefits available under Section 115BAA, the Company had exercised the option and shifted to lower tax rate from 2021-22. Consequently the Company has restated the net deferred tax liability as at 01-04-2021 in accordance with the reduced rate and thus reversed ₹ 305.58 crores from deferred tax liabilities. MAT Credit reversal of earlier year was ₹ 4.63 crores (PY : NIL).

For the year ended 31-03-2022, the Company has made current tax provision of ₹ 165.48 crores based on new tax regime as against ₹ 245.63 crores under regular method of old tax regime in the previous year.

Current tax adjustments of earlier years is ₹ 6.67 crores as against ₹ (1.61) crores during the previous year.

The deferred tax for the year ended 31-03-2022 is ₹ 41.22 crores as against ₹ 115.80 crores in the previous year. Deferred tax adjustments during the current year pertaining to earlier years other than impact on account of Section 115BAA is ₹ (3.88 crores) as against ₹ 18.78 crores during the previous year.

## Management Discussion & Analysis Report

### Macro Economic Review

#### Global Economy

Post the disruption caused by the COVID-19 pandemic in 2020, the global economy was headed for a recovery in 2021. With the help of international collaboration in adapting functional health policies and efficient fiscal and monetary policies and increasing vaccinations across the globe, the global economy was estimated to have grown at 6.1% in 2021, compared to a contraction of 3.1% in 2020, as stated by International Monetary Fund (IMF). The global recovery was largely spearheaded by the Emerging Markets and Developing Economies (EMDE) growing its gross domestic product (GDP) at an average of 6.8%, and the advanced economies at an average of 5.2%. The biggest contributors to the growth in advanced economies were France, Italy and UK growing at 7.0%, 6.6% and 7.4% respectively.

Similarly, the biggest contributors to the growth of developing economies were China and India, estimated to have grown at 8.1% and 8.9% respectively.

### Outlook

The recovery phase of the global economy is projected to be sluggish in the short-term and medium-term future owing to the Russia - Ukraine war. Owing to the onset of the war, both Russia and Ukraine are expected to experience large GDP contractions in the short-term future. The aggregate output of Advanced economies will take longer to return to pre-pandemic levels. Further, the divergence between advanced economies and EMDEs that emerged in 2021, is projected to persist, implying some long-term scarring from the pandemic. The crisis may also benefit EMDEs, as they may be able to acquire vacant Russian and Ukrainian markets. As a result, their output is expected to grow and stabilize at 4.4% in 2023, post a projected downfall of 3.8% in 2022.

The supply-chain disruptions across the globe have resulted in a higher-than-expected broad-based inflation. The inflation is projected at 5.7% for advanced economies and 8.7% for emerging and developing economies in 2022.

### Indian Economy

After the second wave of the COVID-19 pandemic, India's economy was well on its path to recovery, with both industry and services showing steady progress. Outbreak of new variants, supply chain disruptions, and, the recent rise in inflation, have all made policymaking extremely difficult. To address these difficulties, the Government increased infrastructure expenditure to not only restore medium-term demand but also enact significant supply-side reforms to position the economy for long-term growth. As per the second advance estimates of the National Statistics Organisation (NSO), Indian economy was estimated to have grown at 8.9% in 2021-22 compared to a contraction of 6.6% in 2020-21. Moreover, the impact of the third wave of the pandemic on recovery was minimal compared to the previous waves.

### Outlook

The increasing government funding in public infrastructure is expected to encourage growth and attract private investment through a strong multiplier effect in the industry. However, supply-side bottlenecks are expected to remain persistent with gradually rising international crude oil prices and growing raw material costs in 2022-23. The availability of budgetary space to ramp up capital spending, advantages from supply-side reforms, regulatory relaxation, and continued export growth will also contribute to growth in 2022-23. As per IMF's World Economic Outlook projections, India's real GDP is projected to grow at ~8.9% in 2022-23 and 7.1% in 2023-24, which is expected to make India the fastest growing major economy in the world for all 3 years between 2021-22 and 2023-24.

### Cement Industry Review

India, with an installed capacity of 620 Million Tonnes (MT) and a total contribution of over 8%, is the second largest producer of cement in the world, after China. India's cement production took a hit in 2020-21, owing to the pandemic-induced slowdown in demand and construction work. However, the year 2021-22 has seen a steady recovery. According to ICRA, India's cement production stood at 290 MT in the first ten months of 2021-22, registering a growth of 25% y-o-y, and 4% compared to pre-pandemic levels during the first ten months of 2019-20.

ICRA has estimated the Indian cement sector to stand at a whopping 335 MT in 2021-22, growing at a y-o-y rate of 18-10%, and surpass the pre-pandemic output levels by 6%. The increase in production is expected to be supported by the pent-up demand, the increasing housing demand and the pick-up in the infrastructure demand. However, owing to the increasing capacity addition across the sector, the overall capacity utilisation is expected to remain low at 62%. The cement prices during the fiscal were on the higher end owing to the rise in crude prices and power tariffs, in addition to logistical expenses. During 2021-22, the raw material, power and fuel and freight expenses saw an uptick of 12%, 31% and 5% y-o-y, respectively. Going forward, the demand is expected to be on the higher side due to downstream demand drivers, which has led ICRA to project a cement production of 358 MT in 2022-23.

### Growth drivers

- Population: India is the second-largest populous country in the world with a population of 1.39 billion in 2021, driving the demand of houses and infrastructure, thereby, driving cement demand
- Housing sector: With the increasing population, the demand for houses has also consistently grown over the years thereby, driving the cement demand
- Urbanisation: The urbanisation rate of India stood at ~35% in 2020, driving the demand of cement across urban locales in the country
- Per capita consumption: Per capita cement consumption of India is pegged at 200-250 kgs compared to a global average of 500-550 kgs, indicating a huge headroom of growth for the Indian cement manufacturing sector in the foreseeable future
- Per capita income: The per capita net national income in India is estimated to have increased from ₹ 1,28,829 in 2020-21 to ₹ 1,50,326 in 2021-22, at current prices, thereby, indicating the increasing ability to spend

- Commercial office space: The office space market in India saw new completions of 38.7 million square feet (msf) in 2021 compared to 35.5 msf in 2020, registering a y-o-y growth of 9% despite the increasing adoption of work from home. However, owing to the second and third waves of the pandemic, most organisations have decided to operate remotely momentarily. Resumption to normalcy, which has already started happening is expected to drive the demand for cement further in the near future.

### Government impetus through Union Budget 2022-23

#### Roads

- The Government has planned to expand national highways by 25000 Kms in 2022-23
- The Government has allotted an amount of ₹ 20,000 crores for expansion of the national highway network of the country

#### Railways

- 2,000 Kms of railway network is targeted to be brought under Kavach, the indigenous world-class technology and capacity augmentation in 2022-23
- The Government has also planned to develop 100 Nos. of PM GatiShakti Cargo terminals for multimodal logistics over a period of 3 years

#### Housing

- The Government has allocated a sum of ₹ 48,000 crores for completion of 80 lakh houses in 2022-23 under PM Awas Yojana

#### Infrastructure

- The Government launched a new scheme, namely Prime Minister's Development Initiative for North-East Region (PM-DevINE) with the objective of funding infrastructure and social development projects in the North-East. An initial allocation of ₹ 1,500 crores had been made to enable livelihood activities for youth and women under the scheme

#### Capital investment

- The Government has decided to allocate an outlay of ₹ 7.50 lakh crore in 2022-23 for capital expenditure compared to ₹ 5.54 lakh crore in 2021-22, an y-o-y increase of 35.4%
- The total outlay for capital investment in 2022-23 is projected at 2.9% of the country's GDP

## Company Review

### Cement Division

PARTICULARS	April 2021 to March 2022	April 2020 to March 2021	Change over previous year	
	(In Tons)	(In Tons)	(In Tons)	(In %)
<b>PRODUCTION</b>				
Clinker	88,01,831	73,86,863	14,14,968	19
Cement	1,10,84,643	99,24,655	11,59,988	12
<b>SALES</b>				
Cement	1,10,48,472	99,76,997	10,71,475	11

The net revenue for the year was ₹ 6,010.62 crores as against ₹ 5,303.08 crores of the previous year, showing an increase of 13%. This is the first time, the Company's annual turnover has crossed the six mille crores mark.

During the year under review, the Company clocked a sales quantum of 110.48 lakh tons of cement, compared to 99.77 lakh tons in 2020-21, registering a y-o-y growth of ~11%. Despite the headwinds from the COVID-induced disruptions, the Company crossed the 11 million-mark in sales. The Company increased its market share across most of its operating markets. During the year under review, the Company could also establish its presence in sales to infrastructure and large projects.

The Company continued its focus on reinforcing its philosophy of 'Right Cement for Right Application' during the year under review. Further, Ramco Cements also focussed on its premium products, thereby, increasing their share in the sales mix, which, in turn, contributed towards the increase in sales.

The Company had embarked on establishing various precautionary measures, with the objective of ensuring safety of its employees, transporters and other contractors post the onset of the COVID-conundrum in 2020-21. The company adhered to these precautionary measures in 2021-22 to ensure uninterrupted business operations throughout the year.

During the year under review, the Company had exported 0.34 lakh tons of cement vis-à-vis 0.62 lakh tons during 2020-21. Against this backdrop, the export turnover of the Company stood at ₹ 13.39 crores compared to ₹ 23.22 crores in 2020-21. Because of differential in taxation, we have closed our Sri Lanka branch in September 2021.

#### Ready Mix Concrete Division

The Division has produced 30,567 cu.m. of concrete during the year, accounting for a revenue of ₹ 14.81 crores (net of applicable taxes) compared to 26,952 cu.m. of concrete accounting for a revenue of ₹ 11.92 crores (net of applicable taxes) during 2020-21.

#### Dry Mortar Division

The Company launched RAMCO SUPER PLASTER, an engineered product for plastering and brick work during the fiscal. The Division has produced 1,01,056 tons of Dry Mortar during the year as against 37,049 tons produced during the previous year. The Division has sold 92,350 tons of Dry Mortar accounting for a revenue of ₹ 70.33 crores (net of applicable taxes) during the year as against 36,694 tons of Dry Mortar accounting for a revenue of ₹ 29.70 crores (net of applicable taxes) during the previous year. During the year under review, the Company had exported 92 tons of Dry Mortar accounting for an export turnover of ₹ 0.09 crores.

#### Wind Farm Division

The Division has generated 2,325 lakh units as compared to 2,141 lakh units in the previous year. Out of this, 2,245 lakh units were generated from the wind farms in Tamil Nadu and another 80 lakh units from the wind farms in Karnataka. Out of the units generated in Tamil Nadu, 367 lakh units were meant for adjustment against the power consumed in our plants and balance 1,878 lakh units were sold to Tamil Nadu Generation and Distribution Corporation Limited (TANGEDCO) for a value of ₹ 56.24 crores. Including previous balances, a sum of ₹ 91.66 crores was outstanding from TANGEDCO as on 31<sup>st</sup> March 2022.

The 80 lakh units generated during the period under review in Karnataka have been banked with Bangalore Electricity Supply Company Limited (BESCOM). Out of this, the Company sold 76 lakh units to third parties for a value of ₹ 3.22 crores, and the same had been realised. The balance 4 lakh units were lying in banking with BESCOM as on 31<sup>st</sup> March 2022.

Including previous year's banked units, we have a total of 114 lakh units unbilled, which will be sold to third parties during 2022-23.

The income during the year from the Division was ₹ 59.54 crores compared to ₹ 56.42 crores in 2020-21.

### Power Plants

The Company's thermal power plants aggregating to a capacity of 175 MW are located at its cement manufacturing plants. The thermal power plants act as captive power for the Company, and the power generated from the thermal power plants were used for self-consumption in cement manufacturing.

### Capital Expenditure Programmes – New Projects

The status of the projects is given below.

#### Cement Plants

##### Jayanthipuram

In the Board's Report of the Company for the year ended 31<sup>st</sup> March, 2021, it was informed about the progress of establishment of the Company's Line III at the existing Jayanthipuram plant with a clinkerisation capacity of 1.5 Million Tons Per Annum (MTPA). It was also informed that the plant will have a Waste Heat Recovery System (WHRS) to generate 27 MW of power at a cost of ₹ 910 crores.

The said clinkerisation project was commissioned in June 2021 and had achieved the rated capacity. The Phase - 3 of the WHRS of 9 MW capacity was commissioned in the month of April 2022. With this, the WHRS was fully commissioned at the Jayanthipuram plant. The capacity of WHRS at Jayanthipuram now stands at 27 MW, which would help the Company to moderate the power and fuel cost at the plant. The revised cost of the Jayanthipuram clinkerisation project with the WHRS was ₹ 993 crores.

##### Kolumigundla

In the Board's Report of the Company for the year ended 31<sup>st</sup> March 2021, it was informed about the progress of establishment of the Company's new cement plant at Kalavatala village, Kolumigundla Mandal, Kurnool District, Andhra Pradesh at a cost of ₹ 2,400 crores.

The project included the following:

- a) Clinkerisation of 2.25 MTPA capacity
- b) Cement manufacturing of 1 MTPA capacity
- c) Waste Heat Recovery System of 12.15 MW capacity

- d) Thermal power plant of 18 MW capacity
- e) Railway siding of 34.936 kms to provide flexibility in logistics and
- f) Infrastructure necessary for future expansion

Trial run up to clinkerisation has been completed. Cement mill is expected to be commissioned in June 2022. The Waste Heat Recovery System and Thermal Power Plant are also expected to be commissioned during the year. Further, the Railway Siding is expected to be commissioned in 2023-24.

##### Ramasamy Raja Nagar

During the year under review, the Company launched a modernisation project at Ramasamy Raja Nagar plant, which would increase the clinkerisation capacity of the plant from 1.09 MTPA to 1.44 MTPA. The Company is also in the process of establishing a limestone beneficiation plant at its Pandalgudi Mines. Aggregate cost of the projects is estimated at ₹ 550 crores, and are expected to be commissioned by the fourth quarter of 2022-23. The modernisation would help the Company to achieve better power and fuel efficiencies, thereby, conserving energy, and reducing fugitive dust emissions and carbon emissions.

##### Dry Mortar Plants

The Company's Dry Mortar products are gaining momentum in the market, and the Company's cement marketing network could be leveraged to increase the market share of dry mix products. With this focus, the Company is in the process of establishing Dry Mortar Plants at its plants at Salem and Ramasamy Raja Nagar at a cost of ₹ 75 crores each. The plants would produce high value products, such as water proofing, repair products, flooring screeds, liquid products, besides other regular dry mix products. The projects are expected to be commissioned in 2022-23. Further, the Company is also considering establishment of Dry Mortar Plants at its plants located at Jayanthipuram and Haridaspur.

During the year under review, the Company had incurred ₹ 1,816 crores towards capital expenditure.



## Financial Performance

### Analysis of the Statement of Profit and Loss – Separate Financials

The summary of key components of the Statement of Profit and Loss for the financial year 2021-22 is detailed below:

Particulars	2021-22	2020-21	Variance	
	₹ in crores	₹ in crores	₹ in crores	%
<b>Revenue</b>				
Sale of Products	5,897.19	5,188.70	708.49	14
Income from Wind power	59.54	56.42	3.12	6
Other Operating revenue	23.25	23.32	(0.07)	-
Other Income	30.64	34.64	(4.00)	(12)
<b>Total Revenue</b>	<b>6,010.62</b>	<b>5,303.08</b>	<b>707.54</b>	<b>13</b>
<b>Operational Expenses</b>				
Cost of material consumed	896.80	818.84	77.96	10
Change in inventories of finished goods & WIP	(6.41)	46.52	(52.93)	(114)
Employee Benefits Expenses	414.46	402.13	12.33	3
Transportation and Handling	1,214.41	1,026.08	188.33	18
Power and Fuel	1,388.76	794.67	594.09	75
Other Expenses, net of self-consumption	788.12	632.24	155.88	25
<b>Total Operational Expenses</b>	<b>4,696.14</b>	<b>3,720.48</b>	<b>975.66</b>	<b>26</b>
<b>EBITDA</b>	<b>1,314.48</b>	<b>1,582.60</b>	<b>(268.12)</b>	<b>(17)</b>
Depreciation & Amortization Expense	400.84	355.30	45.54	13
Finance Costs	112.40	87.62	24.78	28
<b>Profit Before Tax</b>	<b>801.24</b>	<b>1,139.68</b>	<b>(338.44)</b>	<b>(30)</b>
Tax Expenses	(91.46)	378.60	(470.06)	(124)
<b>Profit After Tax</b>	<b>892.70</b>	<b>761.08</b>	<b>131.62</b>	<b>17</b>
Other Comprehensive Income	(2.65)	(3.13)	0.48	15
<b>Total Comprehensive Income</b>	<b>890.05</b>	<b>757.95</b>	<b>132.10</b>	<b>17</b>

#### Revenue

The total revenue surpassed 6,000+ crores mark during the year. The company has sold 11.05 MT of cement as against 9.98 MT during the previous year, with a growth in volume of 11%. Sale Volume could have been better but for the impacts due to COVID lock down in May and June 2021 in South and heavy rains during Q3 in South and East markets. During the year, the average net realisable sale price of cement has improved by 2%. The share of premium products stands at 22% for the current year as against 18% during the previous year. The Company's strategy of right cement for right applications yielded positive results. The company continues to focus on this to make its brand stronger.

During the current year, the Company witnessed an increase in the net generation of wind power from 21.41 crore units to 23.25 crore units, an increase of 9% and thus revenue from wind power has increased by 6%. Other operating income remained flat. Other income has decreased due to accounting of exchange difference and drop in dividend receipts.

#### Cost of materials consumed

During the year, cost of materials consumed has increased by 10% compared to the previous year. The main reason is due to

increase in clinker production by 19% and cement production by 12%. As a percentage of revenue, cost of materials consumed for the year under review accounted for 14.92% as against 15.44% in the previous year.

#### Change in inventories of finished goods / work-in-progress

The increase in inventories of finished goods / work-in-progress was due to increase in process inventory including clinker.

#### Employee Benefits Expenses

The employee cost for the year increased by 3% due to increment in the annual salaries. However, the headcount has fallen down from 3,374 as at 31<sup>st</sup> March 2021 to 3,326 as at 31<sup>st</sup> March 2022. The Company has also charged ₹ 5.72 crores (PY: ₹ 19.54 crores) towards fair value of the employees stock options granted to its eligible employees as per ESOS 2018, which is a non-cash item. The Company has capitalised employee cost of ₹ 28.16 crores (PY: ₹ 34.19 crores) that are directly attributable towards commissioning of new projects. As a percentage of revenue, the employee cost for the year under review stood at 6.90% as against 7.58% in the previous year.

### Transportation and Handling expenses

During the year, Transportation and Handling expenses increased by 18% compared to the previous year mainly due to increase in diesel price by 20% and sale volume by 11%. The overall lead distance for cement stood at 324 KMs as against 327 KMs during the previous year. The rail co-efficient for the current year is 13% as against 10% during the previous year. As a percentage of revenue, transportation and handling expenses for the year under review remains at 20.20% as against 19.35% in the previous year.

### Power and Fuel

During the year, power and fuel cost have increased by 75% compared to the previous year, mainly due to increase in the cost per ton of fuel by 58% amid increase in clinker production by 19% and cement production by 12%. The average increase in diesel prices by 20% during the 2021-22 has resulted in increase of overall in-bound logistics cost. During the current year, the average index price of pet coke has increased by 89% compared to previous year. The spot prices of pet coke per ton has peaked to \$248 in March 2022. During the current year, the average price of imported coal of 4200 GAR from Indonesia meant for thermal power plant has also increased by 138% over the average price in the previous year. The spot price of said imported coal have gone to the unprecedented level of \$160 in October 2021 and stood at \$134 in March 2022. The commissioning of WHRS has helped to moderate the overall power & fuel cost to some extent. The pet coke and coal usage for the current year remains at 40% each. The Company has increased the usage of alternate fuel from 11% in previous year to 20% during the current year.

The Company has increased the usage of green power from 9% in 2020-21 to 15% in 2021-22. During the year, 69% of the total power requirements were met from captive thermal power plants, 16% from electricity grids and 15% from Green Power viz. wind power, Gas power and WHRS.

Since the fuel prices have peaked in the current year, the power & fuel cost per ton of cement for 2021-22 has sharply increased to ₹ 1,257/- from ₹ 797/- in the previous year, which has severely impacted the profitability. Power and fuel cost accounted for at 23.11% of revenue in 2021-22 as against 14.99% in the previous year.

### Other expenses

Other expenses increased by 25% from ₹ 632.24 crores in the previous year to ₹ 788.12 crores in the current year. The main reasons are - The packing material cost has increased by ₹ 73.40 crores, due to increase in polymer prices and increase in sale volume by 11%. Cost of Insurance, R & M, Stores & Spares, Rates & Taxes, outsourcing cost and technology expenses have increased by ₹ 44.04 crores, due to additional manufacturing locations in Odisha and Jayanthipuram.

Since normalcy has returned compared to the COVID restrictions imposed during the previous year, the Company had stepped up its brand building activities. Hence, there has been an increase in advertisement / sales promotion expenses by ₹ 31.21 crores, travelling expenses by ₹ 21.38 crores and other general expenses by ₹ 3.33 crores.

Increase in other general expenses is also attributed to expenses incurred in connection with participation of limestone e-auction for ₹ 1.26 crores.

Other expenses accounted for 13.11% of the revenue in 2021-22 as against 11.92% in 2020-21.

### Depreciation & Amortization

Depreciation and Amortization has increased from ₹ 355.30 crores to ₹ 400.84 crores. The reason for increase is mainly due to depreciation arising out of commissioning of new line in Jayanthipuram and green field grinding unit at Odisha. Depreciation & Amortization accounted for 6.67% of revenue in 2021-22 as against 6.70% in 2020-21.

### Finance Costs

Finance costs have increased by 28% from ₹ 87.62 crores in 2020-21 to ₹ 112.40 crores in 2021-22 mainly due to increase in average borrowings compared to previous year. The weighted average cost of interest bearing borrowings for the current year stood at 5.54% as against 6.59% in the previous year. The total borrowings as at 31<sup>st</sup> March 2022 has increased by ₹ 825.72 crores and stood at ₹ 3,929.95 crores. The Net Debt to EBITDA stood at 2.88 times as against 1.89 times in the previous year.

The interest coverage ratio decreased from 6.53 times in the previous year to 4.25 times in the current year on account of reduced operating margin due to fuel price increase. The Gross interest on the borrowings for the current year was ₹ 214.81 crores and out of which, ₹ 102.41 crores was capitalised as part of eligible qualifying assets. It also includes ₹ 3.31 crores towards interest on shortfall in payment of advance tax.

Finance costs accounted for 1.87% of the revenue as against 1.65% in the previous year.

### Tax Expenses

As per Section 115BAA of the Income Tax Act, 1961, the Company has an irrevocable option of shifting to a lower tax rate and simultaneously forego certain tax incentives, deductions and accumulated MAT credit. In view of the overall tax benefits available under the said option, the company has opted for shifting to lower tax rate from the 2021-22. Consequently, the company has written back the excess deferred tax provision of ₹ 305.58 crores from Deferred Tax Liability to profit and loss and MAT credit reversal of ₹ 4.63 crores during the current year.

Excess current tax charge and deferred tax credit relating to earlier years was ₹ 6.67 crores and ₹ 3.88 crores respectively.

Overall Tax expenses without considering the impact of change in tax rate during the year accounted for 3.56% of the revenue in 2021-22 as against 7.14% in 2020-21.

The overall effective tax rate has decreased from 33.15% to 25.80% mainly due to adoption of reduced tax rates under new tax regime.

### Other Comprehensive Income (OCI)

Other comprehensive income represent loss arising out of re-measurement of defined benefit plans, net of taxes amounting to ₹ 2.45 crores, which is mainly due to increase in salary escalation rate assumption from 5% to 5.50% considering long term estimates, during the year. MTM loss on equity investments amounting to ₹ 0.20 crores is also recognised under OCI, during the year.

### Financial Position

#### Analysis of the Balance Sheet – Standalone

The summary of the financial position as at 31-03-2022 is detailed below:

₹ in crores

Particulars	As at 31-03-2022	As at 31-03-2021	Variance	
			₹ in crores	In %
<b>Assets</b>				
Non-current Assets	11,350.95	9,894.60	1,456.35	15
Current Assets	1,704.56	1,451.16	253.40	17
<b>Total Assets</b>	<b>13,055.51</b>	<b>11,345.76</b>	<b>1,709.75</b>	<b>15</b>
<b>Equity &amp; Liabilities</b>				
Equity	6,524.86	5,626.80	898.06	16
Non-current liabilities	3,752.23	3,301.73	450.50	14
Current liabilities	2,778.42	2,417.23	361.19	15
<b>Total Equity and Liabilities</b>	<b>13,055.51</b>	<b>11,345.76</b>	<b>1,709.75</b>	<b>15</b>

#### Non-current Assets

Non-current assets have increased by ₹ 1,456.35 crores due to the following reasons:

- The company incurred a capital expenditure of ₹ 1,815.53 crores towards capacity expansion program at Jayanthipuram, Kurnool, modernization at Ramasamy Raja Nagar, and capacity expansion for Dry Mortar plant besides regular capital expenditure. This is after adjusting non-cash adjustments / accruals viz. Depreciation of ₹ 404.82 crores (including capitalisation of depreciation of ₹ 3.98 crores) and increase in capital payables of ₹ 9.68 crores. Besides, the company has capitalised Right-of-use asset amounting to ₹ 12.43 crores, which is measured and recognised in accordance with Ind AS 116.
- The company has subscribed to rights issue of equity shares of Rajapalayam Mills Limited, for a value of ₹ 0.43 crores, which is an Associate company.

#### Profitability

EBITDA have dropped by 17% from ₹ 1,582.60 crores in 2020-21 to ₹ 1,314.48 crores in 2021-22. EBITDA margin is impacted mainly due to fuel price increase during the current year. Though average cement price for the year has increased by 2%, it was not sufficient to cover the fuel cost-push. The EBITDA margin for the current year stood at 21.87% as against 29.84% in the previous year. Blended EBITDA per ton had decreased by 25% from ₹ 1,586 to ₹ 1,190.

PBT for the current year is ₹ 801.24 crores as against ₹ 1,139.68 crores during the previous year, with a de-growth of 30%. Profit After Tax (PAT) increased by 17% from ₹ 761.08 crores to ₹ 892.70 crores mainly on account of adoption of new tax regime. The PAT margin stood at 14.85% as against 14.35% in the previous year.

- The loans to subsidiaries and associates have increased by ₹13.68 crores, as per the following:

Name of the Company	Increase/(Decrease) - ₹ in Crores
Ramco Windfarms Limited	(9.80)
Ramco Industrial and Technology Services Limited	1.33
Madurai Trans Carrier Limited	22.15
<b>Total</b>	<b>13.68</b>

The said loans carry interest at an arms-length basis.

- Other non-current assets have increased by ₹ 9.42 crores mainly due to reclassification of security deposits with related parties as non-current and increase in prepaid expenses.

**Current Assets**

Current assets increased during the year by ₹ 253.40 crores mainly due to the following reasons

- (a) Inventories other than stores and spares have increased to an extent of ₹ 247.48 crores mainly due to increase in fuel prices and clinker cost. Stores & Spares have decreased marginally by ₹ 12.05 crores. Inventory turnover ratio increased marginally from 43 days to 44 days due to increase in inventory.
- (b) Trade receivable reduced by ₹ 25.41 crores. The receivables turnover pertaining to cement has come down from 25 days in the previous year to 18 days in the current year due to effective credit control measures and factoring of certain receivables by assigning its rights and privileges with banks.
- (c) Unadjusted input tax credits availed under GST has decreased to the extent of ₹ 29.64 crores in view of input adjustment during the current year.
- (d) Increase in cash and bank balances by ₹ 34.18 crores and increase in claims receivable from Government departments by ₹ 14.57 crores.
- (e) There was an increase in other current assets to the extent of ₹ 24.27 crores mainly due to increase in supplier advances, prepaid expenses and other deposit with government departments.

**Equity**

- (a) During the year, the company has allotted 4,02,435 equity shares of ₹ 1/- each pursuant of exercise of options by its eligible employees as per ESOS 2018. Consequently, the paid-up equity share capital of the Company has increased from ₹ 23.59 crores to ₹ 23.63 crores and collected securities premium for ₹ 2.25 crores.
- (b) The total comprehensive income for the year is ₹ 890.05 crores. The Company has also charged profit and loss and created a reserve for ₹ 5.72 crores towards ESOP. The Company's return on net worth increased from 14% to 15% due to increase in profitability on account of adoption of reduced tax rates under new tax regime.

**Non-current liabilities**

- (a) Long-term Borrowings have increased by ₹ 694.67 crores to fund the capital expenditure for ongoing capacity expansion projects. The debt-equity ratio and Debt / EBITDA stood at 0.60 times and 2.88 times respectively as at 31<sup>st</sup> March 2022 as against 0.55 times and 1.89 times as at 31<sup>st</sup> March 2021. Return on capital employed remained

flat at 10%. The decline in Debt-Service Coverage Ratio from 1.80 times in previous year to 1 time in current year is mainly due to higher scheduled principal repayments and Gross interest cost compared to previous year amid decrease in EBITDA by 17% on account of increase in power and fuel cost compared to previous year.

- (b) Deferred Tax Liabilities have decreased by ₹ 263.61 crores due to reversal of deferred tax liability of ₹ 305.58 crores on account of adoption of reduced tax rates under new tax regime, reversal of MAT Credit entitlement of ₹ 4.63 crores, recognition of temporary differences of ₹ 41.22 crores and tax credit adjustments of earlier years of ₹ 3.88 crores.
- (c) Provisions have increased by ₹ 9.19 crores due to increase in provision for mines restoration obligation. Other liabilities have increased by ₹ 10.25 crores mainly due to recognition of ₹ 11.63 crores towards lease liability in respect of RoU Asset for non-cancellable leases adjusted for lease payments and interest on liability, which is offset by recognition of grant income by ₹ 1.38 crores.

**Current liabilities**

- (a) Short-term Borrowings other than current maturities of long-term borrowings increased by ₹ 182.74 crores for inventory built-up.
- (b) Current maturities of long-term borrowings decreased by ₹ 49.18 crores, which is due within one year as per repayment schedule.
- (c) Security deposits from customers / Customer's credit balance have increased by ₹ 135.43 crores.
- (d) Trade payables increased by ₹ 125.79 crores on account of negotiation of better credit terms with suppliers. Consequently, the average payable days has increased from 24 days in previous year to 26 days in current year.
- (e) Statutory liabilities increased by ₹ 8.72 crores mainly due to increased sales and amendment relating to availment of input tax credit based on GSTR-2B
- (f) Provisions increased by ₹ 4.90 crores due to increase in provision for compensated absences by ₹ 2.89 crores and provision for disputed income tax liabilities by ₹ 2.01 crores towards liability provided based on recent assessment orders and other liabilities decreased by ₹ 47.21 crores mainly due to decrease in interest accrued for the borrowings and book overdraft.
- (g) Current ratio for the year stood at 1.14 times as against 1.26 times during the previous year.

**Movement in Key Financial Ratios**

Particulars	UOM	31-03-2022	31-03-2021	Variation	Formula adopted	What does it signify
Debtors Turnover Ratio	Days	22	31	(29%)	365 Days / (Net Revenue / Average Trade Receivables)	It indicates the average collection period and measures the efficiency of the company in managing its accounts receivables
Inventory Turnover Ratio	Days	44	43	2%	365 Days / (Net Revenue / Average Inventories)	It indicates the average inventory holding period and measures the efficiency with which the company utilizes or managing its inventory
Interest Coverage Ratio	Times	4.25	6.53	(35%)	(Profit before Tax + Interest) / (Interest + Interest capitalised)	It indicates the company's ability in terms of earnings to meet the interest obligations
Current Ratio	Times	1.14	1.26	(10%)	Current Assets / (Total Current Liabilities - Security Deposits payable on demand - Current maturities of Long term debt)	It indicates the level of current assets to meet the current liabilities
Debt-Equity Ratio	Times	0.60	0.55	9%	Total Debt / Total Equity	It indicates the measure to which the Company is financing its operations through debt versus wholly owned funds
Operating Profit Margin	%	22	30	(8%)	EBITDA / Net Revenue	It indicates the percentage of profit after all expenses except for interest, depreciation and taxes on the total revenue
Net Profit Margin	%	15	14	1%	Net Profit / Net Revenue	It indicates the percentage of profit after all expenses including interest, depreciation and taxes on the total revenue
Return on Networth	%	15	14	1%	Total Comprehensive Income / Average Net worth	It indicates the percentage of return generated to equity shareholders
Net Debt / EBITDA	Times	2.88	1.89	52%	(Total Debt - Cash and Cash equivalents) / EBITDA	It indicates the relevance of company's operating income to its debt
Return on Capital employed	%	10	10	-	(Total Comprehensive Income + Interest) / Average of (Equity + Total Borrowings)	It indicates the percentage of return generated on equity capital and debt capital
Price Earnings Ratio	Times	20	31	(35%)	Market Price per share / Earnings per share	It indicates the relevance of the company's share price to the earnings per share.
Blended EBITDA per Ton	In ₹	1,190	1,586	(25%)	EBITDA / Sale Volume	It indicates the operating profit per ton of cement sold
Debt Service Coverage Ratio	Times	1.00	1.80	(44%)	(EBITDA - Current Tax) / (Principal repayment + Total Interest)	It indicates the availability of operating profit to pay its current maturities of debts and interest obligations

Reasons for variations in excess of  $\pm 25\%$

- (a) The decline in Trade receivables turnover ratio by 29% from 31 days in previous year to 22 days in current year is mainly due to effective credit control measures undertaken and factoring of certain receivables by assigning its rights and privileges to the banks
- (b) The increase in Interest Service Coverage Ratio by 35% is due to increase in borrowings for funding capex towards capacity expansion projects
- (c) The increase in Net Debt / EBITDA is due to increase in borrowings for funding capex towards capacity expansion projects amid decrease in EBITDA by 17% on account of increase in power and fuel cost compared to previous year
- (d) PE Ratio decreased due to decrease in Market price per share as at 31<sup>st</sup> March 2022
- (e) Blended EBITDA per Ton decreased mainly due to increase in power and cost per ton from ₹ 797/- in previous year to ₹ 1,257/- in current year
- (f) The decline in Debt-Service Coverage Ratio by 44% from 1.80 times in previous year to 1 time in current year is mainly due to higher scheduled principal repayments / Gross interest cost amid decrease in EBITDA by 17% on account of increase in power and fuel cost compared to previous year

## Human Resources

Human Resources is an important asset in our organisation. The organisation excellence depends on the quality of people employed in the organisation. In Human Resources the Company has focussed on Culture of recognition, Innovation in Technology, Engagement of right people at the right time and Process Improvements.

The company is built on values and traditions which has helped the company to grow. The ethics, principles and ideals on which the organisation has been built has created positive culture among the employees. All the initiatives towards human resources have been aligned to the overall business strategy with a focus on attracting and retaining best talent, rewarding performance and grooming the high potential talent through various leadership programmes.

### Talent Acquisition

The company believes in maintaining a lean organisation ensuring optimum utilisation of the manpower. The recruitment strategies are well defined in order to attract and retain the best talents from the market. The company has developed robust talent acquisition mechanism including a software in the talent acquisition domain to attract the right candidates in consonance with the culture of the organisation.

### Performance Management System (PMS)

The company has introduced an objective PMS three decades back which is used for rewarding the high performing people

and also development of people. Counselling forms a critical component of the PMS which ensures two way communication between the appraiser and appraisee and provides a platform for better understanding of the employees working under a superior.

Training programmes are rolled out from the output of PMS and accordingly the training calendar is prepared for imparting continuous learning and development programmes for the employees concerned. The system also ensures fair remuneration to all employees which encourages them to demonstrate their full potential.

### Learning and Development

The company believes in adding value through people and in line with that philosophy, continuous learning and development programmes are initiated to improve the skill set and knowledge of the employees in technical, functional and behavioural areas.

### Leadership Development Programmes

Leadership development programmes are conducted in association with prestigious business institutions like Harvard Business School and Michigan Ross School of Education to unleash and enrich the potential of senior management team. Well-developed systems have been deployed to track the execution of training programmes across the organisation. Online programmes were conducted particularly during the pandemic period and the programmes were focussed to improve the emotional, social and physical well-being of the employees.

### Welfare Policies

The Company has implemented employee oriented policies like housing loans, various types of soft loans for the welfare of the employees and their families. In the domain of medical, the Company has a holistic approach towards the health of employees by implementing medical policies like Group medical insurance coverage for medical treatment of employees and their family members, Group personal accident scheme with life coverage, Group term policy covering the life of employees in case of death and COVID Kavach policy to help employees claim on expenses related to COVID.

### Employee Engagement Initiatives

5S, Quality circles, IMS, suggestion scheme and KAIZEN improvements are some of the initiatives institutionalized by the company as part of employee engagement. The company has won various awards and accolades at State / National level forums in the domain of manufacturing Competitiveness, energy efficiency, environment, safety and quality circles.

### Digitalisation

Ramco ERP's Human Capital Management module has been successfully implemented across the company integrating all the HR functions. In addition, the Company has developed many standalone applications as add on software like HR Dash board, Statutory Compliances, HR audit, Contract Labour Management System, RAMCONNECT (Employee Portal), HR

Kiosk, E-Evaluation, E-Campus, Cementor – Mentor – Mentee and E-suggestions. This has won the Technological Excellence Award at the national level for developing such a comprehensive online human resources management system.

### Retention

The company's employee oriented policies, transparent working atmosphere, encouraging innovation, excellent digital environment, performance based reward system, high quality work place practices, opportunity to maintain good work life balance and HR excellence go a long way in retention of employees. This is evident in the Company's 95% retention ratio of employees for many years.

### Employee Recognition

The senior leaders in the organisation who have been working with the Company for more than 3 decades indicate the opportunities offered to the employees for their growth. In addition, company recognises employees who have put in long services with Long Service Awards to create a sense of belongingness. Last year a record number of 350 employees have been felicitated with such awards which is the highest in the past 16 years.

### Other Initiatives

In line with the national programme of ensuring vaccination to all against COVID, all our employees have been vaccinated with

two doses and also the booster dose for the eligible employees. Periodical circulars were issued to instil seriousness and also advising precautions on the safety measures to be adopted to combat COVID.

### Risk Management Policy

Pursuant to Section 134(3)(n) of the Companies Act, 2013 and Regulation 17(9) of LODR, the Company has developed and implemented a Risk Management Policy. The Policy envisages identification of risk and procedures for assessment and strategies to mitigate / minimisation of risk thereof. The Risk Management Policy of the Company is available at the Company's website, at the following weblink – <http://www.ramcocements.in/policies.aspx>

### Risk Management

The Company's risk management system is designed to identify the potential risks that can impact the business and device a framework for its mitigation along with periodical reviews to reflect changes in market conditions and the Company's activities. The Company's Board of Directors has the overall responsibility for the establishment and oversight of risk management framework. The Audit committee and Risk management committee periodically review the execution of risk management plan and advice the management wherever necessary. The key risks and their mitigation measures are detailed below:

Key Risk	Mitigation Measures
<p><b>Fuel Availability Risk</b></p> <p>The Company uses non-calcined petroleum coke, a downstream by-product of the oil refinery, as fuel for cement kiln. It is available from indigenous sources as well as from Middle East and USA. Any downturn in the Oil sector will adversely affect the availability of Petroleum coke.</p>	<p>The Company adopts both structured and unstructured procurement strategies to mitigate the risk. It has fuel supply arrangements with manufacturers under structured plan and also procures from spot or open markets during favourable pricing conditions to stay dynamic in fluctuating market. The Company uses non-coking or thermal coal as a fuel at its captive thermal power plants (TPP). It is mainly imported from Indonesia, the world's largest exporter of coal, on spot basis. The Company's plants, being close to the East Coast, ensures proximity to Indonesia, making it economical to import. The Company also imports coal from South Africa and Australia. In case of supply disruption of imported coal, the Company can choose alternates from indigenous sources or use lignite. Besides, the Company's production process is fungible and supports usage of different types of fuels like pet coke, coal, lignite and other alternate fuels; it facilitates the usage of most economical fuel. The Company also commissioned waste heat recovery plants to produce power which is helping to reduce overall power costs while insulating from the overall risks on fuel. The Company has initiated steps to switchover to green power generated from wind mills, which are presently sold to the grid.</p>

Key Risk	Mitigation Measures
<p><b>Commodity Price Risk</b></p> <p>Commodity price risk arises on account of fluctuations in price of raw materials and fuels viz. coal and pet coke, which are linked to various external factors. Since these are primary costs in cement production, any adverse fluctuation in these prices can lead to significant drop in operating profitability.</p>	<p>To mitigate this risk, the Company closely observes the prices and buys when the prices tend to come down and also takes steps to maintain three to four months inventory to beat the impact of upward cycle of commodity index, usage of other alternate fuels and optimum fuel mix to manage fuel cost. The Company also enters into long term contracts with suppliers at competitive prices. These processes and procedures are reviewed by the management at regular intervals and measures have been taken to manage the fluctuations.</p>
<p><b>Currency Fluctuation Risk</b></p> <p>The Company has exposure to USD and other foreign currency denominated transactions for import of capital goods, spares and fuel, besides exports of finished goods. Any unfavourable movement in currency prices can impact profitability.</p>	<p>The Company has policies to ensure that the decisions are driven to keep the cost comparable while borrowing in foreign currency and hedging thereof, both interest and exchange rate risk and the quantum of coverage. The Company practices hedging its imports and exports transactions by forward contracts after taking into consideration the anticipated foreign exchange inflows/outflows, timing of cash flows, tenure of the forward contract and prevailing foreign exchange market conditions</p>
<p><b>Market Risk</b></p> <p>The cement industry is prone to the innate risk of demand supply mismatch. So, cement is susceptible to the price volatility, which sometimes slips to unviable levels.</p>	<p>The Company prudently plans and establishes its cement plants and grinding units in markets where demand-supply conditions are relatively favourable. Its strategy of segmenting the market by offering right products for right applications facilitates in creating niche markets. The Company also strongly focusses on creating loyalty among the customers by offering high quality, value-added products backed by innovative R&amp;D and efficient supply chain.</p>
<p><b>Information Technology Risk</b></p> <p>The Company's operations are completely dependent on IT systems, which requires careful management of the information that is in our possession to ensure data privacy. The cyberattack threat of unauthorised access and misuse of sensitive information or disruption to operations continue to increase across the world. Such an attack would affect the business operations in a number of ways, including disruption to sales, production and cash flows, ultimately impacting our results.</p>	<p>To reduce the impact of cyberattack on our business, we have firewalls and threat monitoring systems in place, with immediate response capabilities to mitigate identified threats. The Company also maintains a system for the control and reporting of access to our critical IT systems, which is supported by a periodical testing of access controls. The Company has IT security policy covering the protection of both business and personal information, as well as the use of IT systems and applications by our employees. The hardware that runs and manages core-operating data is fully backed up in satellite locations with separate systems to provide real-time backup operations.</p>
<p><b>Interest Rate Risk</b></p> <p>Interest rate risk arises from long-term borrowings with variable rates, which exposed the company to cash flow interest rate risk. The Company's fixed rate borrowing are carried at amortized cost and therefore are not subject to interest rate risk as defined in Ind AS 107 since neither the carrying amount nor the future cash flows will fluctuate because of the change in market interest rates. The Company is exposed to the evolution of interest rates and credit markets for its future refinancing, which may result in a lower or higher cost of financing.</p>	<p>This risk is addressed through the management of the fixed/ floating ratio of financial liabilities. The Company constantly monitors credit markets to strategize a well-balanced maturity profile in order to reduce both the risk of refinancing and large fluctuations of its financing cost. The Company believes that it can source funds for both short term and long term at a competitive rate considering its strong fundamentals on its financial position and better credit ratings.</p>



Key Risk	Mitigation Measures
<p><b>Liquidity Risk</b> Liquidity Risks are those risk that the Company will not be able to settle or meet its obligations on time or at reasonable price.</p>	<p>Liquidity risk is mitigated through financial planning and analysis, forecasting cash flows regularly, monitoring and optimizing net working capital and managing existing credit facilities. Monitoring and optimizing working capital is achieved through effective credit control measures in collection of receivables, negotiation of credit periods with suppliers, maintenance of adequate inventory based on business requirements and thereby maintaining a level of cash and cash equivalents deemed adequate to finance the company's operations. Due to the dynamic nature of the underlying business, the Company maintains flexibility in funding by keeping both committed and uncommitted credit lines available. The Company has laid well-defined policies and procedures facilitated by robust information system for timely and qualitative decision making by the management including its day-to-day operations.</p>
<p><b>Credit Risk</b> Credit Risk is the risk of financial loss to the Company if the customer or counterparty to the financial instruments fails to meet its contractual obligations and arises principally from the Company's receivables, treasury operations and other operations that are in the nature of lease. The Company's exposure to credit risk is influenced mainly by the individual characteristic of each customer. The Company extends credit to its customers in the normal course of business by considering the factors such as financial reliability of customers. The Company evaluates the concentration of the risk with respect to trade receivables as low, as its customers are located in several jurisdictions and operate in largely independent markets.</p>	<p>The Company maintains adequate security deposits from its customers in case of wholesale and retail segment. In case of institutional segment, credit risks are mitigated by way of enforceable securities. The exposures with the Government are generally unsecured but they are considered as good. However, unsecured credits are extended based on creditworthiness of the customers on case-to-case basis. Trade receivables are written off when there is no reasonable expectation of recovery, such as a debtor declaring bankruptcy or failing to engage in a repayment plan with the company and where there is a probability of default, the company creates a provision based on Expected Credit Loss for trade receivables under simplified approach</p>
<p><b>Logistics Risk</b></p> <p>(a) Road Movement With the increase in the crude oil prices, diesel prices are likely to go up further. For every ₹ 1/- increase in the diesel cost, our road freight increases by ₹ 7/- PMT. Besides, with the laying of new roads for faster movement, more number of toll plazas are being added resulting in increase in the cost of transportation.</p> <p>(b) Rail Movement The last rail freight revision was implemented during 2015 and with the huge increase in the fuel prices; there could be another upward revision in the rail freights in the near future. For every 1% increase in the rail freight, our additional impact would be ₹ 3 crores per annum.</p>	<p>We are using alternate fuel oil for heavy vehicles used in mines. As the availability of these oils is restricted, we use these oils to the extent they are available. In addition, since the tolls are installed for maintenance of roads, these additional costs can be partly offset in the transportation rates in view of higher throughput.</p> <p>We shall evaluate other alternate logistics models, such as coastal shipping, road movements, etc.</p>
<p><b>Marketing Risk</b> Cement industry is a highly competitive industry, especially in South India. Abundant availability of limestone in Andhra Pradesh and Karnataka states, has led to increased manufacturing facilities and consequently increased competition. As cement is logistics sensitive and therefore, cannot be carted long distances, the capacities tend to get marketed in south India.</p>	<p>Branding, Right product for right application and continuous engagement with all segments of construction industry by our MACE team has helped us to get the edge over the competition.</p>

## Subsidiary Companies

The Company has two subsidiaries, viz. Ramco Windfarms Limited and Ramco Industrial and Technology Services Limited. The Company has no material subsidiaries.

### Ramco Windfarms Limited (RWL)

The Share Capital of RWL is ₹ 1 crore, out of which 71.50% is held by the Company. The rest of the share capital is held by Ramco Group of Companies.

The installed capacity of RWL was 39.835 MW as on 31-03-2022 comprising of 127 Wind Electric Generators.

The Company had generated 333.65 lakh units of power as compared to 327.06 lakh units of power during the previous year.

The revenue and profit after tax for the Company for the year ended 31-03-2022 were ₹ 13.41 crores and ₹ 2.29 crores compared to ₹ 13.13 crores and ₹ 2.08 crores respectively of the previous year.

### Ramco Industrial and Technology Services Limited (RITSL)

The Share Capital of RITSL is ₹ 4.78 crores, out of which 94.11% is held by the Company. The rest of the share capital is held by Ramco Group of Companies.

The Company provides Transport services, Manpower services and Information Technology related services, mainly involving Software Implementation services.

The revenue of the Company for the year ended 31-03-2022 on standalone basis was ₹ 40.47 crores as against ₹ 37 crores for the previous year. The Company had incurred a loss after tax of ₹ 1.86 crores as against a profit of ₹ 0.57 crores for the previous year.

In accordance with Rule 5 of Companies (Accounts) Rules, 2014, a statement containing the salient features of the Financial Statements of the Subsidiaries and Associates is attached in Form AOC-1 as Annexure-1.

In accordance with Regulation 46(2)(s) of LODR, separate audited financial statements of the above subsidiary companies are placed in the website of the Company.

### Consolidated Financial Statements

The Company has 5 Associate Companies, viz. Rajapalayam Mills Limited, Ramco Industries Limited, Ramco Systems Limited, Lynks Logistics Limited and Madurai Trans Carrier Limited.

As per provisions of Section 129(3) of the Companies Act, 2013 and Regulation 34 of LODR, Companies are required to prepare a consolidated financial statement of the Company and of all the Subsidiaries and Associate Companies, which shall also be laid before the Annual General Meeting of the Company.

Accordingly, the consolidated financial statements incorporating the accounts of Subsidiary Companies and Associate Companies, along with the Auditors' Report thereon, forms part of this Annual Report.

As per Section 136(1) of the Companies Act, 2013, the financial statements including consolidated financial statements are available at the Company's website at the following link <http://www.ramcocements.in/financial-performance.aspx>

Separate audited accounts in respect of the subsidiary companies are also made available at the Company's website. The Company will provide a copy of separate audited financial statements in respect of its Subsidiary Companies to any shareholder of the Company who asks for it.

The consolidated net profit after tax of the Company amounted to ₹ 881.48 crores for the year ended 31-03-2022 as compared to ₹ 783.64 crores of the previous year.

The consolidated total comprehensive income for the year ended 31-03-2022 was ₹ 878.88 crores as against ₹ 780.06 crores of the previous year.

### Directors

Pursuant to Rule 8(5)(iii) of Companies (Accounts) Rules, 2014, it is reported that, there have been no changes in the Directors and Key Managerial Personnel during the year under review and after the end of the year and upto the date of the report.

At the Annual General Meeting held on 19-08-2021, Shri.M.F.Farooqui, IAS (Retd.) was re-appointed as Independent Director for the second term of five years, effective from 30-08-2022 to 29-08-2027.

SEBI had brought in amendments in LODR Regulations for separation of the roles of Non-executive Chairperson & Managing Director, which is considered to be one of the highest standards of Corporate Governance. However, companies were given an option to adopt this provision on voluntary basis. To ensure greater Corporate Democracy and in order to have a better and more balanced governance structure and for providing a structural advantage for the board to act independently, the Board of Directors at their meeting held on 23-05-2022 had unanimously decided to separate the two posts and elected Shri.M.F.Farooqui, IAS (Retd.), Independent Director, as the Chairman of the Board of Directors. This will be effective from 04-06-2022.

Based on the recommendations of Nomination and Remuneration Committee, the Board of Directors have re-appointed Shri.P.R.Venketrama Raja as Managing Director for a period of 5 years starting from 04-06-2022. His re-appointment has been included by way of a Special Resolution in the Notice convening the AGM for Members' approval. His reappointment consequent to retirement by rotation has also been included in the Notice convening the AGM as Ordinary Resolution.

The Independent Directors hold office for a fixed term of 5 years and are not liable to retire by rotation.

The Company has received necessary declarations from all the Independent Directors under Section 149(7) of the Companies Act, 2013, that they meet the criteria of independence as provided in Section 149(6) of the Companies Act, 2013. Independent Directors have complied with the Code for Independent Directors prescribed in Schedule IV of the Companies Act, 2013.

The Company had formulated a Code of Conduct for the Directors and Senior Management personnel and the same has been complied with.

The Company has a policy relating to appointment and remuneration of Directors, Key Managerial Personnel and other employees duly approved by the Board of Directors, based upon the recommendation of Nomination and Remuneration Committee, in accordance with Section 178(3) of the Companies Act, 2013.

As per Proviso to Section 178(4) of the Companies Act, 2013, the salient features of the Nomination and Remuneration Policy should be disclosed in the Board's Report. Accordingly, the following disclosures are given:

Salient Features of the Nomination and Remuneration Policy:

The objective of the Policy is to ensure that:

- (a) the level and composition of remuneration is reasonable and sufficient to attract, retain and motivate directors of the quality required to run the company successfully;
- (b) relationship of remuneration to performance is clear and meets appropriate performance benchmarks; and
- (c) remuneration to directors, key managerial personnel and senior management involves a balance between fixed and incentive pay reflecting short and long-term performance objectives appropriate to the working of the company and its goals.

The Nomination and Remuneration Committee and this Policy are in compliance with the Companies Act, 2013 and LODR. Among other things, during the year under review, the responsibilities of Compensation Committee as defined in SEBI (Share Based Employee Benefits and Sweat Equity) Regulations, 2021, have been assigned to Nomination and Remuneration Committee. The web address of the Policy incorporating the changes made is –  
<http://www.ramcocements.in/policies.aspx>

As required under Regulation 25(7) of LODR, the Company has programmes for familiarisation for the Independent Directors about the nature of the industry, business model, roles, rights and responsibilities of Independent Directors and other relevant information. As required under Regulation 46(2)(i) of LODR, the details of the Familiarisation Programme for Independent Directors are available at the Company's website, at the following link –  
<http://www.ramcocements.in/Boardofdirectors.aspx>

The details of familiarisation programme are explained in the Corporate Governance Report also.

### Board Evaluation

Pursuant to Section 134(3)(p) of the Companies Act, 2013, and Regulation 25(4) of LODR, Independent Directors have evaluated the quality, quantity and timeliness of the flow

of information between the Management and the Board, performance of the Board as a whole and its Members and other required matters.

Pursuant to Schedule II, Part D of LODR, the Nomination and Remuneration Committee has laid down evaluation criteria for performance evaluation of Independent Directors, which is based on attendance, expertise and contribution brought in by the Independent Director at the Board and Committee Meetings, which shall be taken into account at the time of reappointment of Independent Director.

Pursuant to Regulation 17(10) of LODR, the Board of Directors have evaluated the performance of Independent Directors and observed the same to be satisfactory and their deliberations beneficial in Board / Committee meetings.

Pursuant to Regulation 4(2)(f)(ii)(9) of LODR, the Board of Directors have reviewed and observed that the evaluation framework of the Board of Directors was adequate and effective.

The Board's observations on the evaluations for the year under review were similar to their observations for the previous year. No specific actions have been warranted based on current year observations.

The Company would continue to familiarise its Directors on the industry, technology and statutory developments, which have a bearing on the Company and the industry, so that Directors would be effective in discharging their expected duties.

### Meetings

During the year, 4 Board Meetings were held. The details of Meetings of the Board and Committees held during the financial year including the number of Meetings attended by each Director are given in the Corporate Governance Report.

### Secretarial Standards

The Directors have devised proper systems to ensure compliance with the provisions of all applicable Secretarial Standards and that such systems are adequate and operating effectively.

### Public Deposits

- a. The Company has decided not to accept deposits from 01-04-2014.
- b. The Company had 3 unclaimed fixed deposits amounting to ₹ 0.54 lakhs at the beginning of the year.
- c. During the year, the Company has transferred 2 deposits amounting to ₹ 0.31 lakhs together with the accrued interest thereon to IEPF, in accordance with Section 125(2) (i) and (k) of the Companies Act, 2013.
- d. Further, during the year, the Company has repaid 1 deposit amounting to ₹ 0.23 lakhs together with the accrued interest thereon.

There were no deposits pending to be repaid at the end of the year.

## Orders Passed by Regulators

Pursuant to Rule 8(5)(vii) of Companies (Accounts) Rules, 2014, it is reported that, no significant and material orders have been passed by the Regulators or Courts or Tribunals, impacting the going concern status and Company's operations in future.

## Internal Financial Controls

In accordance with Section 134(5)(e) of the Companies Act, 2013, the Company has Internal Financial Controls by means of Policies and Procedures commensurate with the size & nature of its operations and pertaining to financial reporting. In accordance with Rule 8(5)(viii) of Companies (Accounts) Rules, 2014, it is hereby confirmed that the Internal Financial Controls are adequate with reference to the financial statements.

## Particulars of Loans, Guarantees and Investments

Pursuant to Section 186(4) of the Companies Act, 2013, the details of loans, guarantees and investments along with the purposes are provided under Notes No.12, 14, 21 and 50 of Notes to the Separate Financial Statements.

## Audits

### Statutory Audit

M/s.Ramakrishna Raja And Co., Chartered Accountants, (FRN:005333S) and M/s.SRSV & Associates, Chartered Accountants, (FRN:015041S), who have been appointed as the Statutory Auditors of the Company at the 59<sup>th</sup> Annual General Meeting would be the Auditors of the Company, till the conclusion of the 64<sup>th</sup> Annual General Meeting of the Company to be held in the year 2022.

No change is proposed in the Auditors for the Company. The existing Auditors are eligible for re-appointment for the second term of 5 years.

The Audit Committee and the Board of Directors at their meetings held on 23-05-2022 had recommended their appointment as Statutory Auditors, pursuant to Section 139 of the Companies Act, 2013 for a period of 5 years from the conclusion of 64<sup>th</sup> Annual General Meeting till the conclusion of 69<sup>th</sup> Annual General Meeting. Accordingly, the matter relating to the re-appointment of Statutory Auditors has been included in the Notice convening the 64<sup>th</sup> Annual General Meeting. Written consents from the auditors for their proposed reappointment and necessary certificates under Rule 4 of the Companies (Audit and Auditors) Rules, 2014, confirming that their reappointment, if made, shall be in accordance with the conditions as prescribed by law and they satisfy the criteria provided under Section 141 of the Companies Act, 2013, have been received.

In accordance with Regulation 33(1)(d) of SEBI (LODR) Regulations, 2015, the auditors have submitted the necessary certificates issued by Peer Review Board of the Institute of Chartered Accountants of India.

The report of the Statutory Auditors for the year ended 31<sup>st</sup> March 2022 does not contain any qualification, reservation or adverse remark. No fraud has been reported by the Company's Auditors.

## Cost Audit

As per Rule 3 of Companies (Cost Records and Audit) Rules, 2014, the Company is required to maintain cost records and accordingly such records and accounts are made and maintained.

The Board of Directors had approved the appointment of M/s. Geeyes & Co., Cost Accountants as the Cost Auditors of the Company to audit the Company's Cost Records for the year 2022-23 at a remuneration of ₹ 6,00,000/- (Rupees Six lakhs only) exclusive of GST and out-of-pocket expenses.

The remuneration of the cost auditor is required to be ratified by the members in accordance with the provisions of Section 148(3) of the Companies Act, 2013 and Rule 14 of Companies (Audit and Auditors) Rules, 2014. Accordingly, the matter relating to their remuneration had been included in the Notice convening the 64<sup>th</sup> Annual General Meeting scheduled to be held on 10-08-2022, for ratification by the Members.

The Cost Audit Report for the financial year 2020-21 due to be filed with Ministry of Corporate Affairs by 26-08-2021, had been filed on 17-08-2021. The Cost Audit Report for the financial year 2021-22 due to be submitted by the Cost Auditor within 180 days from the closure of the financial year will be filed with the Ministry of Corporate Affairs, within 30 days thereof.

## Secretarial Audit

M/s.S.Krishnamurthy & Co., Company Secretaries, have been appointed to conduct the Secretarial Audit of the Company. Pursuant to Section 204(1) of the Companies Act, 2013, the Secretarial Audit Report submitted by the Secretarial Auditors for the year ended 31<sup>st</sup> March 2022 is attached as Annexure-2. The report does not contain any qualification, reservation or adverse remark.

## Annual Return

The Annual Return for the year ended 31<sup>st</sup> March 2021 in Form MGT-7, filed with Ministry of Corporate Affairs, is available in the Company's website at the following link:

<http://www.ramcocements.in/shareholder-information.aspx>

## Corporate Governance

The Company has complied with the requirements regarding Corporate Governance as stipulated in LODR. As required under Schedule V(C) of LODR, a Report on Corporate Governance being followed by the Company is attached as Annexure-3.

No complaints had been received pertaining to sexual harassment, during the year under review. The relevant statutory disclosure pertaining to the Sexual Harassment of Women at Workplace (Prevention, Prohibition and Redressal) Act, 2013, are available at Point No.10(l) of Corporate Governance Report.

As required under Schedule V(E) of LODR, a Certificate from the Secretarial Auditors confirming compliance of conditions of Corporate Governance is also attached as Annexure-4.

As required under Regulation 34(3) read with Schedule V Para C (10)(i) of LODR, Certificate from the Secretarial Auditor that none of the Company's Directors have been debarred or disqualified from being appointed or continuing as Directors of Companies, is enclosed as Annexure-5.

## CSR – Initiatives and Impacts

In terms of Section 135 and Schedule VII of the Companies Act, 2013, the Board of Directors have constituted a Corporate Social Responsibility (CSR) Committee and adopted a CSR Policy which is based on the philosophy that "As the Organisation grows, the Society and Community around it also grows."

The Annual Report on CSR activities as prescribed under Companies (Corporate Social Responsibility Policy) Rules, 2014 is attached as Annexure-6.

The CSR initiatives carried out by the Company during the year under review are detailed below:

### Education

The Company has extended infrastructure support to Government run schools towards creating a better learning space for children.

Support to Thamarai – a Multi-Functional Learning centre for community development, Auroville. The project aims at improvement of language skills, numeracy, literacy and digital literacy, leadership training cultivating self-confidence, after-school tuition and informal education.

### Skill Development

Providing new skill sets to women folk living in villages around our plants, to enable them to become financially independent and contribute to the family income. This includes establishing marketing linkage for their produce.

Encouragement of rural sports and providing training for sports persons, including Paralympic athletes, revamping and maintenance of stadiums and children parks.

### Rural Development

Addressing child nutrition, sanitation, etc. among the under privileged, especially tribals. The project includes, providing adequate nutrition to malnourished children, hygiene management, reuse of waste and regenerative farming methods to improve livelihood from farming.

### Health

Support to facilities for persons with intellectual disabilities and persons with special needs.

Atmaprasara – A volunteer-led initiative that provides free and confidential counselling services to people looking for emotional support during stressful times at Rajapalayam. This is being executed by dedicated counsellors through awareness building activities, videos, group and one-on-one session, etc.

## Drinking Water and Sanitation

Establishment of Borewells, Overhead Tanks, Pipelines and Reverse Osmosis Plants for the villages around our plants.

A baseline study was conducted for sanitation and hygiene requirements in villages around Ramasamy Raja Nagar and Ariyalur Plants. Locations and beneficiaries for SMART toilets were identified. Besides provision of infrastructure, soft components like creating awareness on sanitation and hygiene, usages, etc. were conceptualised and imparted to bring about a behavioural change with regard to hygiene.

## Environment and Sustainability

Conservation of tropical dry ever green forest by plantation of species, trees and shrubs which are poorly represented in forests.

Renovation of water bodies, including desilting, strengthening of bunds and maintaining the quality of water.

Preparation of Master Plan for Rajapalayam towards fulfilling the vision for a sustainable future, comprising holistic development of the community, creation of infrastructure, ecology and transport for a sustainable future for the area.

## Covid Measures

During the second wave of the pandemic acute oxygen shortage was felt by the health care institutions. The Company donated and installed Medical Oxygen Plants at Government Rajaji Hospital, Madurai and Jaggaiahpet Community Health Centre, Jaggaiahpet, Krishna District, Andhra Pradesh. The Company also erected oxygen plants at Ramasamy Raja Nagar and Ariyalur Plants and round the clock oxygen was supplied to the surrounding hospitals. Other essentials like masks, sanitisers, hygiene kits, etc. were supplied to general public, hospital staff and frontline workers, as per needs. Ration kits were also supplied to people who have lost their livelihoods. Medical equipment, like oxygen concentrator, pulse oximeter, etc. were distributed to various Government hospitals in the Southern States of India and Odisha. Contributions were made to Tamil Nadu State Disaster Management Authority to aid the efforts taken by the Government to address the pandemic.

## Relief Measures during natural calamities

During the floods that created havoc in the District of Kanyakumari, the Company extended its helping hand by providing essentials, relief kits, medical aids, temporary shelter, etc. for the people who have been affected by the flood.

## Slum Area Development

The Company aids to improve the lives of the people who live in slum areas by

1. Promoting Women Empowerment
2. Education
3. Health
4. Environment
5. Emotional well-being

## Vigil Mechanism / Whistle Blower Policy

In accordance with Section 177(9) and (10) of the Companies Act, 2013 and Regulation 22 of LODR, the Company has established a Vigil Mechanism and has a Whistle Blower Policy. The Policy provides the mechanism for the receipt, retention and treatment of complaints and to protect the confidentiality and anonymity of the stakeholders. The complaints can be made in writing to be dropped into the Whistle Blower Drop Boxes or through E-Mail to dedicated mail IDs. The Corporate Ombudsman shall have the sole access to these. The Policy provides to the complainant access to the Chairman of the Audit Committee. The weblink for the Vigil Mechanism is disclosed in the Corporate Governance Report.

## Related Party Transactions

Prior approval / omnibus approval is obtained from the Audit Committee for all Related Party Transactions and the transactions are also periodically placed before the Audit Committee for its approval. The details of contracts required to be disclosed in Form AOC-2 are given in Annexure-7. No transaction with the related party is material in nature, in accordance with Company's "Related Party Transaction Policy" and Regulation 23 of LODR. In accordance with Ind AS-24, the details of transactions with the related parties are set out in the Notes to the Financial Statements.

As required under Regulation 46(2)(g) of LODR, the Related Party Transaction Policy is disclosed in the Company's website and its weblink is – <http://www.ramcocements.in/policies.aspx>

As required under 46(2)(h) of LODR, the Company's Material Subsidiary Policy is disclosed in the Company's website and its weblink is – <http://www.ramcocements.in/policies.aspx>

## Employee Stock Option Scheme

At the Annual General Meeting held on 03-08-2018, the Members had approved the following Employee Stock Option Schemes.

Name of the Scheme	Total No. of Options	Exercise Price	Vesting Period	Maximum Term	Source
ESOS 2018 – Plan A	5,00,000	₹ 1/- per share	One year from	31 <sup>st</sup> December of the immediately succeeding Financial Year, in which the vesting was done.	Primary
ESOS 2018 – Plan B	7,00,000	₹ 100/- per share	the date of grant		

The purpose of this plan is to facilitate Eligible Persons (Employees with Long Service and Contributed to the growth of the Company) through ownership of Shares of the Company to participate and gain from the Company's performance, thereby acting as a suitable reward. Participation in the ownership of the Company, through share based compensation schemes will be a just reward for the employees for their continuous hard work, dedication and support, which has led the Company to be what it is today.

The Plan is intended to:

- Create a sense of ownership within the organisation;
- Encourage Employees to continue contributing to the success and growth of the organisation;
- Retain and motivate Employees;
- Encourage Eligible Persons to align their performance with Company objectives;
- Reward Eligible Persons with ownership in proportion to their contribution;
- Align interest of Eligible Persons with those of the organisation.

## Material Changes since 1<sup>st</sup> April 2022

There have been no material changes affecting the financial position of the Company between the end of the financial year and till the date of this report.

## Conservation of Energy, Technology Absorption and Foreign Exchange Earnings and Outgo

Pursuant to Section 134(3)(m) of the Companies Act, 2013 and Rule 8(3) of Companies (Accounts) Rules, 2014, the information relating to Conservation of Energy, Technology Absorption and Foreign Exchange Earnings and Outgo is attached as Annexure-8.

## Particulars of Employees and Related Disclosures

The disclosure with respect to remuneration as required under Section 197 of the Companies Act, 2013, read with Rule 5 of the Companies (Appointment and Remuneration of Managerial Personnel) Rules, 2014 is attached as Annexure-9 to this report.

The statement containing names of the top ten employees in terms of remuneration drawn and the particulars of employees as required under Section 197(12) of the Companies Act, 2013, read with Rule 5(2) and 5(3) of the Companies (Appointment and Remuneration of Managerial Personnel) Rules, 2014, is provided in a separate Annexure forming part of this report.

However, the annual report is being sent to the Members, excluding the aforesaid Annexure. In terms of Section 136 of the Companies Act, 2013, the said Annexure is open for inspection. Any Member interested in obtaining a copy of the same may write to the Company Secretary.

The schemes are in compliance with the SEBI Regulations. During the year under review, no material changes have been made in the schemes.

The relevant disclosures in terms of Rule 12 of Companies (Share Capital and Debentures) Rules, 2014 and Secretarial Standard on Report of the Board of Directors are given below:

Details of Movement of Employee Stock Options during the year:

Sl. No	Particulars	ESOS 2018 – Plan A	ESOS 2018 – Plan B
(a)	Number of options granted during the year	Nil	Nil
(b)	Number of options vested during the year	1,00,000	1,00,000
(c)	Number of options exercised during the year	1,74,833	2,27,602
(d)	Number of shares arising as a result of exercise of options	1,74,833	2,27,602
(e)	Number of options lapsed during the year	Nil	Nil
(f)	Exercise Price	₹ 1/-	₹ 100/-
(g)	Variation of terms of options	Nil	Nil
(h)	Money realized by exercise of options (INR), if scheme is implemented directly by the Company	1,74,833	2,27,60,200
(i)	Total Number of options in force (available for grant, but not yet granted)	1,69,000	3,15,400
(j)	Employee-wise details of options granted to		
	(i) Key Managerial Personnel	Nil	Nil
	(ii) Any other employee who receives a grant in any one year of option amounting to 5% or more of option granted during that year	Nil	Nil
	(iii) Identified employees who were granted option, during any one year, equal to or exceeding 1% of the issued capital (excluding outstanding warrants and conversions) of the company at the time of grant	Nil	Nil

A certificate from the Company's Secretarial Auditors, with respect to implementation of the above Employee Stock Option Schemes in accordance with SEBI (Share Based Employee Benefits and Sweat Equity) Regulations, 2021, and the resolution passed by the Members of the Company has been received and the same is attached as Annexure-10.

The details as required under Part F of Schedule I read with Regulation 14 of SEBI (Share Based Employee Benefits and Sweat Equity) Regulations, 2021, are disclosed on the Company's website and the web link is given below:

<http://www.ramcocements.in/shareholder-information.aspx>

### Credit Rating

The ratings for the Company's borrowing are available in Corporate Governance Report.

### Awards

#### Environment, Health and Safety

In recognition of the outstanding achievements in effective safety culture, the Alathiyur unit had been given "Effective Safety Culture Award 2021" by GreenTech Foundation, New Delhi.

The Alathiyur, Ariyalur and Ramasamy Raja Nagar units have bagged Gold, Silver and Bronze Awards respectively in Environment, Health & Safety Excellence Award 2021. This award had been bestowed by Confederation of Indian Industry.

The Alathiyur unit had also received a Special Award under the category of "Best Water Management" from Confederation of Indian Industry.

The Ramasamy Raja Nagar unit had also received a Special Award under the category of "Environment, Health & Safety" from Confederation of Indian Industry.

#### Environmental Awards

The Melvenkatesapuram Limestone Mines of Ramasamy Raja Nagar Plant and Pudukalayam North Mines of Ariyalur Plant have won the 5 STAR rating instituted by Ministry of Mines, Government of India. The rating is the maximum in its scale of 1 to 5. The award has been given based on the following parameters.

- The management of impact by carrying out scientific and efficient mining.
- Addressing social impacts of resettlement and rehabilitation requirements for taking up mining activities.
- Local community engagements and welfare programmes.
- Steps taken for progressive and final mine enclosure.
- Adoption of international standards.

The Pudukalayam North Mines is receiving this for fourth time.

This rating would be useful for the Company in future in obtaining faster clearances from various regulatory bodies.

The Ramasamy Raja Nagar unit had been awarded "Best Water Efficient Plant <=500 MW" by M/s. Mission Energy Foundation at its Water Optimisation Virtual Conference and Award. This is the only plant to have bagged this award from Tamil Nadu in the Cement Industry in Private Sector.

The Ariyalur unit had been awarded “Jury Special Environment Award” for its Usenabad South Limestone Mine by Federation of Indian Mineral Industries, New Delhi.

#### Occupational Health and Safety Awards

The Alathiyur Plant has won the Gold Award in the Apex India Occupational Health & Safety Awards 2021 from Apex India Foundation.

#### CSR Awards

The Ramasamy Raja Nagar unit had been awarded CSR Impact Awards 2021 by CSRBOX, India’s leading CSR knowledge and impact intelligence driven media platform. The award was presented to the unit for its support for communities and Covid patients, healthcare and education activities for the people of nearby villages.

The Ramasamy Raja Nagar unit had been awarded “Best CSR Award” by the District Collector of Virudhunagar District for its CSR Services provided in Virudhunagar District.

The Ramasamy Raja Nagar unit had also been awarded “Best Service during Covid-19” for its service during Covid-19 by the Collector of Madurai District towards supply of medical kits to Government Hospitals, etc.

The Ariyalur unit had secured the Best CSR in Water Management Award from Confederation of Indian Industry.

#### Energy Efficiency Award

The Ariyalur unit had secured the National Energy Management Awards 2021 from Confederation of Indian Industry for Innovation and Efficiency in energy management.

The Ariyalur unit had also been awarded “Greentech Energy Conservation Award 2021” by Greentech Foundation, for the Company’s energy conservation activities.

#### Shares

The Company’s shares are listed in BSE Limited and National Stock Exchange of India Limited.

#### Investor Education and Protection Fund (IEPF)

Dividend amount remaining unclaimed/unpaid for a period of over 7 years, transferred to IEPF, during the year under review are detailed below:

Dividend Details	Amount Transferred – ₹	Date of Transfer to IEPF
Dividend 2013-2014	20,20,417	21-08-2021

Shares transferred to IEPF, during the year under review are detailed below:

No. of Shares	Date of Transfer to IEPF
43,612	03-09-2021

Year wise amount of unpaid/unclaimed dividend lying in the unpaid account and corresponding shares, which are liable to be transferred to IEPF and due dates for such transfer, are tabled below:

Year	Type of Dividend	Date of Declaration of Dividend	Last Date for Claiming Unpaid Dividend	Due Date for Transfer to IEP Fund	No. of Shares of ₹ 1/- each	Amount of Unclaimed / Unpaid Dividend as on 31-03-2022 – ₹
2014-15	Dividend	06-08-2015	05-08-2022	04-09-2022	16,51,089	24,76,633.50
2015-16	Dividend	11-03-2016	10-03-2023	09-04-2023	16,32,524	48,97,572.00
2016-17	Dividend	04-08-2017	03-08-2024	02-09-2024	17,18,834	51,56,502.00
2017-18	Dividend	03-08-2018	02-08-2025	01-09-2025	9,05,880	27,17,640.00
2018-19	Dividend	08-08-2019	07-08-2026	06-09-2026	8,49,093	25,47,279.00
2019-20	Dividend	03-03-2020	02-03-2027	01-04-2027	8,72,308	21,80,770.00
2020-21	Dividend	12-03-2021	11-03-2028	10-04-2028	8,73,399	23,52,377.00

#### Directors’ Responsibility Statement

Pursuant to Section 134(5) of the Companies Act, 2013, the Directors confirm that

- they had followed the applicable accounting standards along with proper explanation relating to material departures, if any, in the preparation of the annual accounts for the year ended 31<sup>st</sup> March 2022;
- they had selected such accounting policies and applied them consistently and made judgments and estimates that are reasonable and prudent so as to give a true and fair view of the state of affairs of the Company as on 31<sup>st</sup> March 2022 and of the profit of the Company for the year ended on that date;
- they had taken proper and sufficient care for the maintenance of adequate accounting records in accordance with the provisions of this Act for safeguarding the assets of the Company and for preventing and detecting fraud and other irregularities;
- they had prepared the annual accounts on a going concern basis;



- (e) they had laid down internal financial controls to be followed by the Company and that such internal financial controls are adequate and were operating effectively; and
- (f) they had devised proper systems to ensure compliance with the provisions of all applicable laws and that such systems were adequate and operating effectively.

### **Acknowledgement**

The Directors are grateful to the various Departments and agencies of the Central and State Governments for their help and co-operation. They are thankful to the Financial Institutions and Banks for their continued help, assistance and guidance. The Directors also wish to place on record their appreciation of employees at all levels for their commitment and their contribution.

On behalf of the Board of Directors,  
For **THE RAMCO CEMENTS LIMITED,**

Chennai  
23-05-2022

**P.R.VENKETRAMA RAJA**  
Chairman & Managing Director

**Form AOC – 1**

Pursuant to Section 129(3) of the Companies Act, 2013 read with Rule 5 of Companies (Accounts) Rules, 2014  
Statement containing salient features of the financial statement of Subsidiary and Associate Companies

**Part A – Subsidiary Companies**

₹ in Crores

Name of the Subsidiary Company	Ramco Windfarms Limited	Ramco Industrial and Technology Services Limited
	2021-22	2021-22
Reporting Currency	INR	INR
Share Capital	1.00	4.78
Reserves & Surplus	20.54	6.06
Total Assets	40.13	25.17
Total Liabilities	18.59	14.33
Investments	-	15.04
Turnover/Total Income	13.41	40.47
Profit/(Loss) before Taxation	3.17	(2.51)
Provision for Taxation	0.88	(0.65)
Share of Profit/(Loss) of Associates	-	(1.24)
Profit/(Loss) after Taxation	2.29	(3.10)
Other Comprehensive Income	-	(0.12)
Total Comprehensive Income	2.29	(3.22)
Proposed Dividend	-	-
Percentage of Shareholding	71.50%	94.11%

**Part B – Associate Companies**

Name of the Associate Company	Ramco Industries Limited	Ramco Systems Limited
Latest Audited Balance Sheet Date	31-03-2022	31-03-2022
No. of Shares held as on 31-03-2022	1,33,72,500	54,17,810
Amount of Investment in Associate as on 31-03-2022 (₹ in crores)	20.53	90.56
Extent of Shareholding % as on 31-03-2022	15.43	17.58
Description of how there is significant influence	Refer Note below	Refer Note below
Reason why associate is not consolidated	Not Applicable	Not Applicable
Net worth attributable to Shareholding (₹ in crores)	579.99	102.67
Profit/(Loss) for the year (Consolidated) (₹ in crores)	301.02	(71.38)
a) Considered in Consolidation (₹ in crores)	16.11	(13.86)
b) Not Considered in Consolidation (₹ in crores)	284.91	(57.52)

Name of the Associate Company	Rajapalayam Mills Limited	Madurai Trans Carrier Limited	Lynks Logistics Limited
Latest Audited Balance Sheet Date	31-03-2021	31-03-2021	31-03-2021
No. of Shares held as on 31-03-2021	25,600	5,37,50,000	49,95,16,202
Amount of Investment in Associate as on 31-03-2021 (₹ in crores)	0.29	5.37	49.95
Extent of Shareholding % as on 31-03-2021	0.35	29.86	41.63
Description of how there is significant influence	Refer Note below	By virtue of direct shareholding	By virtue of direct shareholding
Reason why associate is not consolidated	Not Applicable	Not Applicable	Not Applicable
Net worth attributable to Shareholding (₹ in crores)	6.62	3.85	16.37
Profit/(Loss) for the year (Consolidated) (₹ in Crores)	102.14	0.00	(20.70)
a) Considered in Consolidation (₹ in crores)	(0.16)	0.00	(8.64)
b) Not Considered in Consolidation (₹ in crores)	102.30	0.00	(12.06)

Note: Significant influence exists based on combined voting rights

As per our report annexed

**For SRSV & ASSOCIATES**  
Chartered Accountants  
Firm Registration Number: 015041S

**For RAMAKRISHNA RAJA AND CO**  
Chartered Accountants  
Firm Registration Number: 005333S

**P.R. VENKETRAMA RAJA**  
Chairman and Managing Director

**S. VAITHIYANATHAN**  
Chief Financial Officer

**G. CHELLA KRISHNA**  
Partner  
Membership No. 210474

**M. VIJAYAN**  
Partner  
Membership No. 026972

**A.V. DHARMAKRISHNAN**  
Chief Executive Officer

**K.SELVANAYAGAM**  
Secretary

Chennai  
23-05-2022

**Form No. MR-3****Secretarial Audit Report for the financial year ended 31<sup>st</sup> March 2022**

[Pursuant to Section 204(1) of the Companies Act, 2013 and Rule No.9 of the Companies (Appointment and Remuneration of Managerial Personnel) Rules, 2014]

To  
The Members of,  
THE RAMCO CEMENTS LIMITED,  
[CIN:L26941TN1957PLC003566]  
Ramamandiram, Rajapalayam,  
Virudhunagar District –626 117

We have conducted a Secretarial Audit of the compliance of applicable statutory provisions and adherence to good corporate practices by THE RAMCO CEMENTS LIMITED (hereinafter called “the Company”) during the financial year from 1<sup>st</sup> April 2021 to 31<sup>st</sup> March 2022 (“the year”/ “audit period”/ “period under review”).

We conducted the Secretarial Audit in a manner that provided us a reasonable basis for evaluating the Company’s corporate conducts/statutory compliances and expressing our opinion thereon.

We are issuing this report based on:

- (i) Our examination /verification of the physical / electronic books, papers, minute books and other records maintained by the Company and furnished to us, in physical/ electronic form through video-conferencing/ e-mail, forms/ returns filed and compliance related action taken by the Company during the year as well as after 31<sup>st</sup> March 2022 but before the issue of this audit report;
- (ii) Our observations during our visits to the Corporate office of the Company;
- (iii) Compliance certificates confirming compliance with all laws applicable to the Company given by the key managerial personnel / senior managerial personnel of the Company and taken on record by the Audit Committee/ Board of Directors; and
- (iv) Representations made, documents shown and information provided by the Company, its officers, agents and authorised representatives during our conduct of the Secretarial Audit.

We hereby report that, in our opinion, during the audit period covering the financial year ended on 31<sup>st</sup> March 2022 the Company has:

- (i) Complied with the statutory provisions listed hereunder; and
- (ii) Board processes and compliance mechanism in place

The members are requested to read this report along with our letter of even date annexed to this report as Annexure – A.

**1. Compliance with specific statutory provisions**

We further report that:

- 1.1. We have examined the books, papers, minute books and other records maintained by the Company and the forms, returns, reports, disclosures and information filed or disseminated during the year, according to the applicable provisions/ clauses of:
  - (i) The Companies Act, 2013 and the rules made thereunder (the Act).
  - (ii) The Securities Contracts (Regulation) Act, 1956 and the rules made thereunder.
  - (iii) The Depositories Act, 1996 and the regulations and bye-laws framed thereunder.
  - (iv) The following Regulations prescribed under the Securities and Exchange Board of India Act, 1992 (“SEBI Regulations”):-
    - (a) The Securities and Exchange Board of India (Issue and Listing of Debt Securities) Regulations, 2008, which was replaced by the Securities and Exchange Board of India (Issue and Listing of Non-Convertible Securities) Regulations, 2021 with effect from 16<sup>th</sup> August 2021;
    - (b) The Securities and Exchange Board of India (Substantial Acquisition of Shares and Takeovers) Regulations, 2011;
    - (c) The Securities and Exchange Board of India (Share Based Employee Benefits) Regulations, 2014, which was replaced by the Securities and Exchange Board of India (Share Based Employee Benefits and Sweat Equity) Regulations, 2021 (with effect from 13<sup>th</sup> August 2021);
    - (d) The Securities and Exchange Board of India (Prohibition of Insider Trading) Regulations, 2015;
    - (e) The Securities and Exchange Board of India (Listing Obligations and Disclosure Requirements) Regulations, 2015. (LODR); and
  - (v) The following laws that are specifically applicable to the Company (Specific laws):
    - (a) The Mines Act, 1952 and the rules made thereunder;
    - (b) Mines and Minerals (Development and Regulation) Act, 1957 and the rules made thereunder; and
    - (c) Electricity Act, 2003

- (vi) The listing agreements entered into by the Company with the National Stock Exchange of India Limited (NSE) and BSE Limited (BSE) (Agreements).
- (vii) Secretarial Standards issued by The Institute of Company Secretaries of India (Secretarial Standards).
- 1.2. During the period under review, and also considering the compliance related action taken by the Company after 31<sup>st</sup> March 2022 but before the issue of this report, the Company has, to the best of our knowledge and belief and based on the records, information, explanations and representations furnished to us:
- (i) Complied with the applicable provisions/clauses of the Acts, Rules, SEBI Regulations and Specific laws and Agreements mentioned under sub-paragraphs (i) to (vi) of paragraph 1.1 above; and
- (ii) Complied with the applicable provisions of the Secretarial Standards on Meetings of the Board of Directors (SS-1) and Secretarial Standards on General Meetings (SS-2) mentioned under paragraph 1.1.(vii) above to the extent applicable to Board meetings and General meetings.
- 1.3. We are informed that, during/in respect of the year, due to non-occurrence of certain events, the Company was not required to comply with the following laws/ rules/ regulations and consequently was not required to maintain any books, papers, minute books or other records or file any forms/ returns under:
- (i) Foreign Exchange Management Act, 1999 and the rules and regulations made thereunder to the extent of Foreign Direct Investment, Overseas Direct Investment and External Commercial Borrowings (FEMA);
- (ii) The Securities and Exchange Board of India (Registrars to an Issue and Share Transfer Agents) Regulations, 1993, regarding the Act and dealing with the client;
- (iii) The Securities and Exchange Board of India (Buyback of Securities) Regulations, 2018;
- (iv) The Securities and Exchange Board of India (Issue of Capital and Disclosure Requirements) Regulations, 2018; and
- (v) The Securities and Exchange Board of India (Delisting of Equity Shares) Regulations, 2009, which was replaced by the Securities and Exchange Board of India (Delisting of Equity Shares) Regulations, 2021 with effect from 10<sup>th</sup> June 2021.
- 2.2 As on 31<sup>st</sup> March 2022, the Board has:
- (i) 1 (One) Executive Director; and
- (ii) 6 (Six) Non-Executive Independent Directors including a Woman Independent director.
- 2.3 The processes relating to the following changes in the composition of the Board during the year were carried out in compliance with the provisions of the Act and LODR:
- (i) Re-appointment of the retiring director at the 63<sup>rd</sup> Annual General Meeting (AGM) held on 19<sup>th</sup> August 2021; and
- (ii) Re-appointment of one Independent Director, Sri. M. F. Farooqui (DIN 01910054) for a second tenure of five consecutive years from 30<sup>th</sup> August 2022 to 29<sup>th</sup> August 2027, which was approved by the members at the 63<sup>rd</sup> Annual General Meeting (AGM) held on 19<sup>th</sup> August 2021.
- 2.4 Adequate notice was given to all the directors to enable them to plan their schedule for the Board meetings. Notices of the Board meetings held during the year were sent to all the directors at least seven days in advance.
- 2.5 Agenda and detailed notes on agenda were sent to the directors at least seven days before the Board meetings. Agenda and detailed notes on agenda for the following items were either circulated separately less than seven days before or at the Board meetings and consent of the Board for so circulating them was duly obtained as required under SS-1:
- (i) Supplementary agenda notes and annexures in respect of unpublished price sensitive information such as audited financial statement/ results, unaudited financial results and connected papers; and
- (ii) Additional subjects/ information/ presentations and supplementary notes.
- 2.6 The Company has a system which facilitates directors to seek and obtain further information and clarifications on the agenda items before the meetings and for their meaningful participation at the meetings.
- 2.7 We are informed that, at the Board meetings held during the year:
- (i) Majority decisions were carried through; and
- (ii) No dissenting views were expressed by any Board member on any of the subject matters discussed, that were required to be captured and recorded as part of the minutes.

## 2. Board processes:

We further report that:

- 2.1 The constitution of the Board of Directors of the Company (the Board) during the year was in compliance with the applicable provisions of the Act and LODR.

## 3 Compliance mechanism

We further report that:

- 3.1 There are adequate systems and processes in the Company, commensurate with the Company's size and operations, to monitor and ensure compliance with applicable laws, rules, regulations and guidelines.

#### 4 Specific events/ actions

4.1 During the year, the following specific events/ actions having a major bearing on the Company's affairs took place, in pursuance of the above referred laws, rules, regulations and standards:

- (i) Allotment of 1,74,833 equity shares under ESOS - 2018 Plan A and 2,27,602 equity shares under ESOS – 2018 Plan B respectively, for cash, at the applicable exercise price to eligible employees of the Company resulting in an addition of 4,02,435 equity shares of ₹ 1/- each to the issued and paid up capital of the Company, which consequently stands increased to ₹ 23,62,92,380/-.
- (ii) Issue and allotment of 3,000 numbers of Secured Redeemable Non-Convertible Debentures (NCDs) of

₹ 10 Lakhs each amounting to ₹ 300 Crores on private placement basis. The NCDs were listed with BSE Limited.

- (iii) Redemption of 1,000 numbers of Series A and 950 numbers of Series B Secured Redeemable Non-Convertible Debentures (NCDs) of ₹ 10 Lakhs each respectively, amounting to ₹ 195 Crores, issued on private placement basis during the financial year ended 31<sup>st</sup> March 2020.

For **S Krishnamurthy & Co.,**  
Company Secretaries,  
(Peer Review Certificate No. 739/2020)

**K Sriram,**  
Partner.

Membership No: F6312

Certificate of Practice No:2215

UDIN: F006312D000369873

Place : Chennai

Date : 23<sup>rd</sup> May 2022

### Annexure – A to Secretarial Audit Report of even date

To  
The Members of,  
THE RAMCO CEMENTS LIMITED,  
[CIN:L26941TN1957PLC003566]  
Ramamandiram, Rajapalayam,  
Virudhunagar District –626 117

Our Secretarial Audit Report (Form MR-3) of even date for the financial year ended 31<sup>st</sup> March 2022 is to be read along with this letter.

- 1. The Company's management is responsible for maintenance of secretarial records and compliance with the provisions of corporate and other applicable laws, rules, regulations and standards. Our responsibility is to express an opinion on the secretarial records produced and information/ explanation/ representations provided during the course of our audit.
- 2. We have followed such audit practices and processes as we considered appropriate to obtain reasonable assurance about the correctness of the contents of the secretarial records.
- 3. While forming an opinion on compliance and issuing this report, we have also considered compliance related action taken by the Company after 31<sup>st</sup> March 2022 but before the issue of this report.
- 4. We have considered compliance related actions taken by the Company based on independent legal/ professional opinion / certification obtained as being in compliance with law.

- 5. We have verified the secretarial records furnished to us on a test basis to see whether the correct facts are reflected therein. We also examined the compliance procedures followed by the Company on a test basis. We believe that the processes and practices we followed provide a reasonable basis for our opinion.
- 6. We have not verified the correctness and appropriateness of financial records and books of accounts of the Company as the same are being verified by and reported on by the Statutory Auditors.
- 7. We have obtained the Management's representation about compliance of laws, rules and regulations and happening of events, wherever required.
- 8. Our Secretarial Audit report is neither an assurance as to the future viability of the Company nor of the efficacy or effectiveness with which the management has conducted the affairs of the Company.

For **S Krishnamurthy & Co.,**  
Company Secretaries,  
(Peer Review Certificate No. 739/2020)

**K Sriram,**  
Partner.

Membership No: F6312

Certificate of Practice No:2215

UDIN: F006312D000369873

Place : Chennai

Date : 23<sup>rd</sup> May 2022

# Report on Corporate Governance

Pursuant to Schedule V C of LODR

## 1. Company's Philosophy on Code of Governance

Since inception, The Ramco Cements Limited is assiduously following its self-determined goals on Corporate Governance. The object of the Company is to protect and enhance the value of all the stakeholders of the Company viz., shareholders, creditors, customers and employees. It strives to achieve these objectives through high standards in dealings and following business ethics in all its activities.

The Company believes in continuous upgradation of technology to improve the quality of its production and productivity to achieve newer and better products for total customer satisfaction. The Company leverages the developments in the technology for better compliances and communication. The Company lays great emphasis on team building and motivation. A contented and well developed employee will give to the Company better work and therefore better profits. The Company has strong faith in innate and infinite potential of human resources. It believes in the creative abilities of the people who work for the Company and believes in investing in their development and growth as foundation for strong and qualitative growth of the Organisation. If there is no customer, there is no business. Customers' continued satisfaction and sensitivity to their needs are the Company's source of strength and security.

The Company also believes that as the Organisation grows, the society and the community around it should also grow.

## 2. Board of Directors

The Board of Directors is headed by the Chairman and Managing Director, Shri.P.R.Venketrama Raja. The Board consists of eminent persons with considerable professional expertise in various fields such as Administration, Banking, Finance, Engineering, Law, Information Technology, etc.

The Board had 7 Directors as on 31-03-2022. Except Shri.P.R.Venketrama Raja all other Directors are Non-Executive Directors. As required by the Code of Corporate Governance, not less than 50% of the Board of Directors consists of Independent Directors. There are no pecuniary relationship or transactions of the Non-Executive Directors vis-à-vis the Company.

In accordance with Clause C(h)(i) and (ii) of Schedule V read with Regulation 34(3) of LODR, the Board of Directors have identified the following Core Skills/Expertise/Competencies, required for Board Members in the context of Company's business and sectors, to function effectively.

- \* Cement Processing Technology
- \* Expert knowledge in Mines and Metallurgy Industries
- \* Information Technology
- \* Strategy Management
- \* Business Management
- \* Banking and Financial Management
- \* Project Management
- \* Risk Management including Foreign Exchange Management
- \* Industrial Relationship Management, including Environment, Health and Safety
- \* Legal Knowledge
- \* Tax Planning and Management
- \* General Administration
- \* Knowledge on Economic Affairs
- \* Knowledge on Environmental Laws

The skills/expertise/competencies available with the Directors have been furnished under the individual Director's profile.

## Directors' Profile

### Shri.P.R.Venketrama Raja

Shri.P.R.Venketrama Raja has a Bachelor's Degree in Chemical Engineering from University of Madras and Masters in Business Administration from University of Michigan, USA. He has been on the Board of The Ramco Cements Limited since 1985. He has more than 3 decades of Industrial Experience with specific knowledge in Textiles, Cement and Information Technology sectors.

As a Member of the Board, he is responsible for guiding the Company in establishment of new units, selection of process and equipments and adoption of latest technologies since 1985, when the Company went for its first green field expansion in Jayanthipuram.

Skill / Expertise / Competency	Cement Processing Technology, Expert knowledge in Information Technology, Strategy Management, Business Management and Industrial Relationship Management
--------------------------------	---

Names of the listed entities in which Shri.P.R.Venketrama Raja is a Director and his category of Directorship:

Name of the Company	Category of Directorship
Ramco Industries Limited	Non-Executive & Non-Independent
Ramco Systems Limited	Non-Executive & Non-Independent
Rajapalayam Mills Limited	Non-Executive & Non-Independent
The Ramaraju Surgical Cotton Mills Limited	Non-Executive & Non-Independent

#### Shri.R.S.Agarwal

Shri.R.S.Agarwal, B.Sc., B.E. (Chemical Engineering) started his career in 1965 and after serving in various capacities with a leading paper mill of Northern India for 9 years and with Industrial Development Bank of India (IDBI) for 28 years, retired as Executive Director of IDBI.

While in service with IDBI, he had dealt with many subjects and projects including –

- \* Member of “Satyam Committee” set up by Government of India in 1999-2000 for formulation of policy for textile industry and involvement in preparation of policy notes, detailed guidelines and implementation of “Technology Upgradation Fund (TUF)” introduced by the Ministry of Textiles, Government of India in April 1999.
- \* Preparation of policy paper and guidelines on development of “Special Economic Zone” in the country for the Ministry of Commerce, Government of India in January 2002.
- \* Head of the Infrastructure Finance Department and Project Appraisal Department of IDBI from February 1999 to March 2002, during which period about 30 large size power projects in the range of 250 MW to 500 MW were evaluated and sanctioned assistance by IDBI.

He has been on the Board of The Ramco Cements Limited since 2006.

Skill / Expertise / Competency	Banking and Financial Management and Project Management
--------------------------------	---

Names of the listed entities in which Shri.R.S.Agarwal is a Director and his category of Directorship:

Name of the Company	Category of Directorship
Ramco Industries Limited	Non-Executive & Independent
Ramco Systems Limited	Non-Executive & Independent
Suryalakshmi Cotton Mills Limited	Non-Executive & Independent

#### Shri.M.B.N.Rao

Shri.M.B.N.Rao, a graduate in Agriculture holds Diploma in Computer Studies from University of Cambridge and National Computing Centre, London and Certificate in Industrial Finance.

He started his Banking career in the year 1970 when he joined Indian Bank as a Probationary Officer. He has handled various assignments in the Banking Industry in India and Overseas and rose to become the Chairman and Managing Director of Indian Bank and later Chairman & Managing Director of Canara Bank, from where he retired.

He has been on the Board of The Ramco Cements Limited since 2009.

Skill / Expertise / Competency	Banking and Risk Management including Foreign Exchange Management and Project Management
--------------------------------	--

Names of the listed entities in which Shri.M.B.N.Rao is a Director and his category of Directorship:

Name of the Company	Category of Directorship
K G Denim Limited	Non-Executive & Independent
Taj GVK Hotels and Resorts Limited	Non-Executive & Independent
Apollo Hospitals Enterprises Limited	Non-Executive & Independent

#### Shri.M.M.Venkatachalam

Shri.M.M.Venkatachalam, a graduate in Agriculture from the University of Agricultural Sciences in Bangalore, holds Masters in Business Administration from the George Washington University, USA.

He had held the position of Vice Chairman of The Planters' Association of Tamil Nadu and was the past president of The Employers' Federation of Southern India.

He has been on the Board of The Ramco Cements Limited since 2013.

Skill / Expertise / Competency	Strategy Management, Business Management, Project Management and Industrial Relationship Management
--------------------------------	---

Names of the listed entities in which Shri.M.M.Venkatachalam is a Director and his category of Directorship:

Name of the Company	Category of Directorship
Coromandel International Limited	Non-Executive & Non-Independent
E.I.D Parry (India) Limited	Non-Executive & Non-Independent
Ramco Systems Limited	Non-Executive & Independent
Coromandel Engineering Company Limited	Non-Executive & Non-Independent

#### Smt. Justice Chitra Venkataraman (Retd.)

Smt. Justice Chitra Venkataraman (Retd.), a graduate in Economics from Ethiraj College, Chennai, and B.L. from Law College, Chennai, started her practice at Madras High Court. She specialised in Direct and Indirect tax laws. She was appointed as Government Pleader during the period 1991 to



1995 and thereafter as the standing counsel for Income Tax for 10 years. She was elevated as Judge of Madras High Court in the year 2005 and retired in April 2014.

She has been on the Board of The Ramco Cements Limited since 2015.

Skill / Expertise / Competency	Legal Knowledge, Tax Planning and Management
--------------------------------	--

Names of the listed entities in which Smt. Justice Chitra Venkataraman (Retd.) is a Director and her category of Directorship:

Name of the Company	Category of Directorship
Ramco Industries Limited	Non-Executive & Independent
Lakshmi Machine Works Limited	Non-Executive & Independent

### Shri.M.F.Farooqui, IAS (Retd.)

Shri.M.F.Farooqui had spent 36 years as a career Civil Servant in the Indian Administrative Service. He had worked in the Government of India in various positions, including as Secretary–Department of Telecom and Heavy Industries, Special Secretary & Additional Secretary–Ministry of Environment and Joint Secretary–Department of Economic Affairs.

In the Government of Tamil Nadu, he had worked as Principal Secretary– Industries Department, Member Secretary–Chennai Metropolitan Development Authority and Deputy Secretary–Finance Department (Budget).

He had also served as Chairman of Repco Bank, Titan Company Limited and Tamilnadu Newsprint & Papers Limited.

He holds Master's Degree in Physics and Business Administration.

He has been on the Board of The Ramco Cements Limited since 2017.

Skill / Expertise / Competency	General and Business Administration, Knowledge on Economic Affairs and Knowledge on Environmental Laws
--------------------------------	--

Names of the listed entities in which Shri.M.F.Farooqui is a Director and his category of Directorship:

Name of the Company	Category of Directorship
TVS Electronics Limited	Non-Executive & Independent

### Shri.M.S.Krishnan

Shri.M.S.Krishnan occupies the position of Associate Dean, Executive Programs, Accenture Professor of Computer Information Systems and Professor of Technology and Operations at the Ross School of Business, University of Michigan.

He holds Bachelor's Degree in Mathematics, Masters in Computer Application, MS and Ph.D. in Industrial Administration.

His research interest includes Business Model Innovation, Technology Enabled Personalization, Ecosystem Innovation, Corporate IT Strategy, Business Value of IT investments, Metrics and Measures for Business Process and Software Quality, Productivity and Customer satisfaction. In January 2000, American Society for Quality (ASQ) selected him as one of the 21 voices of quality for the twenty first century. In 2004, he was selected as one of the top thinkers on Business Technology by InformationWeek-Optimize magazine based on their reader surveys.

He has been on the Board of The Ramco Cements Limited since September 2019.

Skill / Expertise / Competency	Information Technology, Strategy Management and Business Management
--------------------------------	---

He is not holding Directorship in any other Company.

The Board of Directors have confirmed at the Meeting held on 23-05-2022 that all the above Independent Directors fulfil the conditions specified in LODR and are independent of the management.

During the year under review, no Independent Director has resigned.

All the Independent Directors have registered themselves with the Independent Directors Data Bank, as required under Rule 6 of Companies (Appointment & Qualification of Directors) Rules, 2014. All the Independent Directors, except Shri.M.S.Krishnan have been exempted from passing the online proficiency self-assessment test, conducted by Indian Institute of Corporate Affairs. For Shri.M.S.Krishnan, time is available upto 23-12-2022 for passing the self-assessment test.

Details of attendance of each Director at the Board Meetings held during the year are as follows:

Sl. No	Name of the Director, Director Identification Number (DIN) & Directorship	24-05-2021	27-07-2021	25-10-2021	24-01-2022	Attendance at last AGM held on 19-08-2021
1	Shri.P.R.Venketrama Raja Chairman & Managing Director DIN: 00331406. Directorship: P & E	Yes	Yes	Yes	Yes	Yes
2	Shri.R.S.Agarwal DIN: 00012594. Directorship: NE & ID	Yes	Yes	Yes	Yes	Yes
3	Shri.M.B.N.Rao DIN: 00287260. Directorship: NE & ID	Yes	Yes	Yes	Yes	Yes
4	Shri.M.M.Venkatachalam DIN: 00152619. Directorship: NE & ID	Yes	Yes	Yes	Yes	Yes
5	Smt. Justice Chitra Venkataraman (Retd.) DIN: 07044099. Directorship: NE & ID	Leave	Yes	Yes	Yes	Yes
6	Shri.M.F.Farooqui, IAS (Retd.) DIN: 01910054. Directorship: NE & ID	Yes	Yes	Yes	Yes	Yes
7	Shri.M.S.Krishnan DIN: 08539017. Directorship: NE & ID	Yes	Yes	Yes	Yes	Yes

P – Promoter; E – Executive; NE – Non-Executive; ID – Independent Director.

#### Other Directorships

The Number of other Boards or Board Committees in which the Director is a Member or Chairperson as on 31-03-2022 are given below:

No	Name of the Director	Other Directorships*	Committee Positions **	
			Chairperson	Member
1.	Shri.P.R.Venketrama Raja	8	4	1
2.	Shri.R.S.Agarwal	3	1	2
3.	Shri.M.B.N.Rao	6	2	3
4.	Shri.M.M.Venkatachalam	6	2	2
5.	Smt.Justice Chitra Venkataraman (Retd.)	2	-	4
6.	Shri.M.F.Farooqui, IAS (Retd.)	1	-	1
7.	Shri.M.S.Krishnan	-	-	-

\* Public Limited Companies, other than The Ramco Cements Limited.

\*\* Audit Committee and Stakeholders' Relationship Committee of Public Limited Companies, other than The Ramco Cements Limited.

Disclosure of relationships between directors inter-se:

None of the Directors are related to any other Director.

Shri.P.R.Venketrama Raja holds 17,46,460 shares in the Company. The other Directors do not hold any shares in the Company.

#### Details of familiarisation programme for Independent Directors:

The details of the familiarisation programme for Independent Directors are available at the Company's website, at the following link <http://www.ramcocements.in/Boardofdirectors.aspx>

The Board of Directors periodically review Compliance Reports pertaining to all Laws applicable to the Company.

No non-compliance was reported during the year under review. The Board is also satisfied that plans are in place for

orderly succession for appointment of Board of Directors and Senior Management.

A Code of Conduct has been laid out for all Members of the Board and Senior Management suitably incorporating the duties of Independent Directors as laid down in the Companies Act, 2013. The Code is available at the Company's website, at the following link <http://www.ramcocements.in/policies.aspx>

The minimum information to be placed before the Board of Directors at their meeting, as specified in Part A of Schedule II of LODR have been adequately complied with.

### 3. Audit Committee

The terms of reference of the Audit Committee include:

- To review the reports of Internal Audit Department;
- To review the Auditors' Report on the financial statements;

- iii) To review and approve the Related Party Transactions;
- iv) To review the Annual Cost Audit Report of the Cost Auditor;
- v) To review the Secretarial Audit Report of the Secretarial Auditor;
- vi) To review the strength and weakness of the internal controls and to provide recommendations relating thereto;
- vii) To generally assist the Board to discharge their functions more effectively;
- viii) To review the financial statements and any investments made by the Company / Subsidiary Companies.

In addition, the Audit Committee would discharge the roles and responsibilities as prescribed by LODR and Companies Act, 2013.

#### Composition and Attendance of the Audit Committee:

The Composition of the Audit Committee and the details of the attendance of its Members are as follows:

No	Name of the Director	24-05-2021	27-07-2021	25-10-2021	24-01-2022
1.	Shri.R.S.Agarwal, Chairman of the Committee	Yes	Yes	Yes	Yes
2.	Shri.P.R.Venketrama Raja	Yes	Yes	Yes	Yes
3.	Shri.M.M.Venkatachalam	Yes	Yes	Yes	Yes
4.	Shri.M.B.N.Rao	Yes	Yes	Yes	Yes

The Statutory Auditors, Chief Executive Officer, Chief Financial Officer and Head of Internal Audit Department are invitees to the Audit Committee Meetings. The Company Secretary is the Secretary to the Committee.

The representatives of the Cost Auditor and Secretarial Auditor are invited to attend the meeting of the Audit Committee when their reports are tabled for discussion.

3/4<sup>th</sup> of the members of the Audit Committee are Independent Directors as against the minimum requirement of 2/3<sup>rd</sup> as stipulated in Regulation 18(1)(b) of LODR.

#### 4. Nomination and Remuneration Committee

The Nomination and Remuneration Committee discharges the functions as envisaged for it by the Companies Act, 2013, LODR and functions as mandated by the Board of Directors from time to time. Based on the recommendation of Nomination and Remuneration Committee, the Board of Directors have approved a Nomination and Remuneration Policy for the Company. The Policy is to ensure that the level and composition of remuneration is reasonable, the relationship of remuneration to performance is clear and appropriate to the long-term goals of the company.

In accordance with Regulation 5(2) of SEBI (Share Based Employee Benefits and Sweat Equity) Regulations, 2021, the Company had designated the Nomination and Remuneration Committee as Compensation Committee for the purpose of Administration and Superintendence of the Company's Employee Stock Option Schemes, both present and future.

The complete details about the terms of reference for Nomination and Remuneration Committee and the Nomination and Remuneration Policy are available at Company's website at the following link – <http://www.ramcocements.in/policies.aspx>

#### Composition and Attendance of the Nomination and Remuneration Committee:

The Composition of the Nomination and Remuneration Committee and the details of the attendance of its Members are as follows:

No	Name of the Director	24-05-2021	04-08-2021	03-09-2021	11-10-2021	01-11-2021	23-12-2021
1.	Shri.R.S.Agarwal, Chairman of the Committee	Yes	Leave	Leave	Leave	Leave	Leave
2.	Shri.P.R.Venketrama Raja	Yes	Yes	Yes	Yes	Yes	Yes
3.	Shri.M.M.Venkatachalam	Yes	Yes	Yes	Yes	Yes	Yes
4	Smt. Justice Chitra Venkataraman (Retd.)	Leave	Yes	Yes	Yes	Yes	Yes

At the Meeting held on 23-05-2022, the Board has decided to reconstitute the Committee, by nominating Shri.M.F.Farooqui, IAS (Retd.) in the place of Shri.P.R.Venketrama Raja, effective from 23-05-2022.

The Nomination and Remuneration Committee has laid down evaluation criteria for performance evaluation of Independent Directors, which will be based upon attendance, expertise and contribution brought in by the Independent Directors at the Board and Committee Meetings, which shall be taken into account at the time of reappointment of respective Independent Director.

## 5. Stakeholders Relationship Committee

Composition and Attendance of the Stakeholders Relationship Committee:

The Composition of the Stakeholders Relationship Committee and the details of the attendance of its Members are as follows:

No.	Name of the Director	24-01-2022
1.	Shri.M.M.Venkatachalam, Chairperson of the Committee	Yes
2.	Shri.P.R.Venketrama Raja	Yes
3.	Smt. Justice Chitra Venkataraman (Retd.)	Yes
<b>Name of Non-executive Director heading the Committee</b>		<b>Shri.M.M.Venkatachalam</b>
Name and Designation of Compliance Officer		Shri.K.Selvanayagam, Secretary
Number of complaints received during the year		8
Number of complaints not solved to the satisfaction of shareholders		NIL
Number of complaints pending		NIL

## 6. Risk Management Committee

The terms of reference of the Risk Management Committee include:

- To formulate a detailed risk management policy which shall include:
  - A framework for identification of internal and external risks specifically faced by the Company, in particular including financial, operational, sectoral, sustainability (particularly, ESG related risks), information, cyber security risks or any other risk as may be determined by the Committee.
  - Measures for risk mitigation including systems and processes for internal control of identified risks.
  - Business continuity plan.
- To ensure that appropriate methodology, processes and systems are in place to monitor and evaluate risks associated with the business of the Company;
- To monitor and oversee implementation of the risk management policy, including evaluating the adequacy of risk management systems;
- To periodically review the risk management policy, at least once in two years, including by considering the changing industry dynamics and evolving complexity;
- To keep the board of directors informed about the nature and content of its discussions, recommendations and actions to be taken;
- The appointment, removal and terms of remuneration of the Chief Risk Officer (if any) shall be subject to review by the Risk Management Committee.

The Risk Management Committee shall coordinate its activities with other committees, in instances where there is any overlap with activities of such committees, as per the framework laid down by the board of directors.

The Composition of the Risk Management Committee and the details of the attendance of its Members are as follows:

No	Name of the Member	29-10-2021	26-03-2022
<b>Members of the Board</b>			
1	Shri.M.B.N.Rao, Chairperson of the Committee	Yes	Leave
2	Shri.P.R.Venketrama Raja	Yes	Leave
3	Shri.M.M.Venkatachalam	Yes	Yes
4	Smt. Justice Chitra Venkataraman (Retd.)	Yes	Yes
<b>Non-Members of the Board</b>			
5	Shri.A.V.Dharmakrishnan	Yes	Yes
6	Shri.M.Srinivasan	Yes	Yes
7	Shri.S.Vaithyanathan	Yes	Yes

The Company has a Risk Management Policy and Foreign Exchange Risk Management Policy and the same are disclosed in the Company's website and their weblink is – <http://www.ramcocements.in/policies.aspx>

## 7. Remuneration of Directors

The Directors were paid Sitting Fee of ₹ 75,000/- per meeting for attending the meetings of Board and Committees thereof. There are no pecuniary relationships or transactions of Non-Executive Directors vis-a-vis the Company, other than fees for attending Meetings of the Board and its Committees.

The appointment and remuneration to Managing Director is governed by the special resolution passed by the shareholders at the Annual General Meeting held on 04-08-2017 and the remuneration is equivalent to 5% of the Net Profits of the Company and where in any financial year during the currency of his tenure, not being more than three such financial years over the entire tenure of five years, the Company has no profit or inadequate profit, the Managing Director shall be paid remuneration as approved by the Board and the Nomination and Remuneration Committee which shall not exceed the double of the applicable limit as provided under (A) of Section II, Part II of Schedule V of the Companies Act, 2013.

The details of remuneration paid for the financial year 2021-22 are as follows:

### A. Remuneration to Managing Director, Whole-time Directors and/or Manager: (In ₹)

Sl No	Particulars of Remuneration	Name of MD	Name of WTD	Name of Manager	Total Amount
		Sri.P.R.Venketrama Raja	--	--	
1	Gross Salary				
	(a) Salary as per provisions contained in section 17(1) of the Income-tax Act, 1961	1,20,00,000	--	--	1,20,00,000
	(b) Value of perquisites u/s 17(2) Income-tax Act, 1961	39,600	--	--	39,600
2	Commission – as % of profit	40,83,29,188	--	--	40,83,29,188
3	Contribution towards Provident Fund	14,40,000	--	--	14,40,000
4	Contribution towards Superannuation Fund	--	--	--	--
5	Medical Reimbursement	--	--	--	--
6	Sitting fees	9,00,000	--	--	9,00,000
	Total (A)	42,27,08,788	--	--	42,27,08,788
	Overall ceiling as per the Act	5% of the Net profits of the company calculated as per Section 198 of the Companies Act, 2013 plus sitting fees for Board/Committee Meetings attended during the year.			

### B. Remuneration to other Directors: (In ₹)

Sl. No.	Particulars of Remuneration	Name of the Directors						Total Amount
		Sri.R.S. Agarwal	Sri.M.B.N. Rao	Sri.M.M. Venkatachalam	Smt. Justice Chitra Venkataraman (Retd.)	Sri.M.F. Farooqui, IAS (Retd.)	Shri.M.S. Krishnan	
1	Independent Directors							
	Fee for attending board/committee meetings	7,50,000	7,50,000	10,50,000	5,25,000	3,75,000	3,75,000	38,25,000
	Commission	--	--	--	--	--	--	--
	Others	--	--	--	--	--	--	--
	Total (1)	7,50,000	7,50,000	10,50,000	5,25,000	3,75,000	3,75,000	38,25,000
2	Other Non-Executive Directors							
	Fee for attending board/committee meetings	--	--	--	--	--	--	--
	Commission	--	--	--	--	--	--	--
	Others	--	--	--	--	--	--	--
	Total (2)	--	--	--	--	--	--	--
	Total (B) = (1+2)	7,50,000	7,50,000	10,50,000	5,25,000	3,75,000	3,75,000	38,25,000
	Overall Ceiling as per the Act	1% of the Net Profits of the Company, calculated as per Section 198 of the Companies Act, 2013.						
	<b>Total Managerial Remuneration (A+B)</b>							<b>42,65,33,788</b>

## 8. General Body Meetings

### a. Location and time, where last three AGMs held:

Year ended	Date	Time	Venue
31-03-2019	08-08-2019	10.15 AM	P.A.C.R.Centenary Community Hall, Sudarsan Gardens, P.A.C.Ramasamy Raja Salai, Rajapalayam – 626 108, Tamil Nadu.
31-03-2020	07-09-2020	10.00 AM	Held through VC
31-03-2021	19-08-2021	10.00 AM	Held through VC

### b. Details of Special Resolutions passed in the previous three Annual General Meetings

Date of the AGM	Subject Matter of the Special Resolution
19-08-2021	Reappointment of Shri.M.F.Farooqui, IAS (Retd.) as Independent Director
07-09-2020	No Special Resolutions were passed at the AGM
08-08-2019	To approve giving of loan including any loan represented by a book-debt or giving guarantee or providing security to Subsidiary / Associate Companies upto an aggregate limit of ₹ 250 crores. To approve issue of Debentures upto a limit of ₹ 500 crores Reappointment of Smt. Justice Chitra Venkataraman (Retd.) as Independent Director for a period of 5 years from 20-03-2020 to 19-03-2025

c. No Special Resolution on matters requiring postal ballot was passed during the year under review.

d. No Special Resolution is proposed to be passed through Postal Ballot.

## 9. Means of Communication

The Unaudited Quarterly and Half-yearly financial results and Audited Annual Results are published in English in Business Line (All editions), The New Indian Express (Combined Chennai edition), Trinity Mirror (All editions) and Business Standard (All Editions) and in Tamil in Dinamani (Combined Chennai edition) and Makkal Kural (All editions). The results were also displayed on the Company's website [www.ramcocements.in](http://www.ramcocements.in)

All the financial results and details of institutional investors / analysts meets are provided to the Stock Exchanges and the same is also disseminated in the Company's website.

Official News releases are given directly to the Press and the Company's website also displays the official news releases.

## 10. General Shareholder Information

a. Annual General Meeting	On 10-08-2022 at 10.00 AM through Video Conference / Other Audio Visual Means
b. Financial Year	1 <sup>st</sup> April 2021 to 31 <sup>st</sup> March 2022
c. Dividend Payment date	10-08-2022 onwards
d. Name and Address of Stock Exchanges where the Company's Securities are Listed	National Stock Exchange of India Limited, Exchange Plaza, Bandra-Kurla Complex, Bandra (E), Mumbai – 400 051. BSE Limited, "P.J.Towers", Dalal Street, Mumbai – 400 001. The Annual Listing Fee for the year 2022-23 has been paid to the Stock Exchanges.
e. Stock Code	BSE Limited 500260 National Stock Exchange of India Limited RAMCOCEM
f. Market Price Data	
g. Performance in comparison to broad based indices	Enclosed as Annexure – A.
h. Whether the securities are suspended from trading	No
i. Registrar and Transfer Agents	Being carried out in-house by the Secretarial Department of the Company.
j. Share Transfer System	For shares held in electronic mode, transfers are effected under the depository system of NSDL and CDSL. For shares held in physical mode, the transfers have been effected in-house till 31-03-2019. Vide Press Release No: 51/2018 dated 03-12-2018 of SEBI, only transmission or transposition of securities are eligible for processing in physical form with effect from 01-04-2019.
k. Distribution of Shareholding	Enclosed as Annexure – B.

I. Dematerialisation of Shares & liquidity	As on 31 <sup>st</sup> March 2022, 95.75% of the shares have been dematerialized. The details of liquidity of the Company's shares, are available in Annexure – A.
m. Outstanding GDRs/ ADRs/Warrants or any Convertible instruments, conversion date and likely impact on equity	NIL
n. Commodity Price Risk or Foreign Exchange Risk and Hedging Activities	Based on market conditions and foreign currency receivables, cover for foreign currency payments are being booked. Foreign currency movements are monitored closely for covering unhedged portions, if any.

## o. Plant Locations

## Integrated Cement Plants

- Ramasamy Raja Nagar–626 204, Virudhunagar District, Tamil Nadu.
- Alathiyur, Cement Nagar–621 730, Ariyalur District, Tamil Nadu.
- Govindapuram Village–621 713, Ariyalur District, Tamil Nadu.
- Jayanthipuram, Kumarasamy Raja Nagar–521 457, Krishna District, Andhra Pradesh.

## Grinding Units

- Kattuputhur Village, Uthiramerur, Kancheepuram District–603 107, Tamil Nadu.
- Singhipuram Village, Valapady, Salem District–636 115, Tamil Nadu.
- Kolaghat–721 134, Purba Medinipur District, West Bengal.
- Gobburupalam, Amir Sahib Peta Post–531 055, Kasimkota Mandal, Vizag, Andhra Pradesh.
- Kharagpur–721 304, Paschim Medinipur, West Bengal.
- Haridaspur–755 024, Jajpur, Odisha.

## Packing Plant

Kumarapuram, Aralvaimozhi–629 301, Kanyakumari District, Tamil Nadu.

## Readymix Concrete Plant

Medavakkam-Mambakkam Road, Vengaivasal, Chennai–600 100, Tamil Nadu.

## Dry Mortar Plant

F-14, SIPCOT Industrial Park, Sriperumbudur–602 106, Tamil Nadu.

## Ramco Research &amp; Development Centre

11-A, Okkiyam, Thuraipakkam, Chennai–600 096, Tamil Nadu.

## Wind Farm Division

i. Thandayarkulam, Veeranam, Muthunaickenpatti, Pushpathur and Udumalpet in Tamil Nadu.

ii. Vani Vilas Sagar and GIM II Hills in Karnataka.

## p. Address for Correspondence

K.Selvanayagam, Secretary (Compliance Officer)  
The Ramco Cements Limited  
Auras Corporate Centre, V Floor  
98-A, Dr.Radhakrishnan Road  
Mylapore, Chennai – 600 004, Tamil Nadu  
Phone: 044-28478666 Fax: 044-28478676  
E Mail : ksn@ramcocements.co.in

## q. Credit Rating

ICRA and CRISIL, the Company's credit rating agencies, have rated the borrowing programmes as follows:

## Ratings by ICRA

Security	Limit / Outstanding as on 31-03-2022	Amount – ₹ in crores	Rating
Non-Convertible Debentures	Limit	790.00	[ICRA] AA+ (Stable) (reaffirmed)
Non-Convertible Debentures	Limit	200.00	[ICRA] AA+ (Stable) (assigned)
Term Loan facilities	Limit	2927.00	[ICRA] AA+ (Stable) (reaffirmed) / (assigned)
Long term fund based facilities	Limit	905.00	[ICRA] AA+ (Stable) (reaffirmed)
Short term fund based facilities	Limit	430.00	[ICRA] A1+ (reaffirmed)
Short term non-fund based facilities	Limit	250.00	[ICRA] A1+ (reaffirmed)
Commercial Paper / Short term debt	Limit	900.00	[ICRA] A1+ (reaffirmed)

## Ratings by CRISIL

Security	Limit as on 31-03-2022	Amount – ₹ in crores	Rating
Commercial Papers	Limit	900.00	CRISIL A1+

There had been no revision in the ratings during the year.

## 11. Other Disclosures

- There are no materially significant related party transactions made by the Company that may have potential conflict with the interests of the Company at large.

- b. There are no instances of non-compliance by the Company, and no penalties or strictures were imposed on the company by Stock Exchange or SEBI or any Statutory Authority, on any matter related to capital markets, during the last three years.
- c. The Company has a Whistle Blower Policy, available at the Company's website and it is affirmed that no personnel has been denied access to the Audit Committee. The policy is available at the following weblink :  
<http://www.ramcocements.in/policies.aspx>
- d. The Company has complied with the mandatory requirements. The status of adoption of the non-mandatory requirements is given below:
- i. The Company's financial statements are with unmodified audit opinion for the year 2021-22.
- e. The Material Subsidiary Policy is disclosed in the Company's website and its weblink is –  
<http://www.ramcocements.in/policies.aspx>
- f. The Related Party Transaction Policy is disclosed in the Company's website and its weblink is –  
<http://www.ramcocements.in/policies.aspx>
- g. Commodity Price Risks and Commodity Hedging Activities:  
The Company has not undertaken any transaction in this regard.
- h. The Company has not raised any funds through Preferential Allotment or Qualified Institutions Placement.
- i. M/s.S.Krishnamurthy & Co., Company Secretaries, have certified that none of the Directors of the Company have been debarred or disqualified from being appointed or continuing as Directors of Companies by the SEBI/Ministry of Corporate Affairs or any such statutory authority.
- j. There has not been an occasion, where the Board had not accepted any recommendation of any Committee of the Board.
- k. Total Fee paid to Statutory Auditors including subsidiaries  
The total fees for all the services paid by the Company to the Statutory Auditors is ₹ 46.05 lakhs  
Fees paid to the Company's Statutory Auditors for the services (Tax Audit and Certification) rendered by them to the Subsidiary Companies is ₹ 1.35 lakhs.
- l. Disclosure in relation to Sexual Harassment of Women at Workplace (Prevention, Prohibition and Redressal) Act, 2013.  
Pursuant to Rule 8(5)(x) of Companies (Accounts) Rules, 2014, the Company has complied with the provisions relating to the constitution of Internal Complaints Committee under Sexual Harassment of Women at Workplace (Prevention, Prohibition and Redressal) Act, 2013.

a. Number of complaints filed during the financial year	Nil
b. Number of complaints disposed of during the financial year	Nil
c. Number of complaints pending as on end of the financial year	Nil

- m. Disclosure by the company and its subsidiaries of Loans and Advances:

Name of the Lender	Recipient's Name	Aggregate amount given during the year – ₹ in crores	Outstanding as on 31-03-2022 ₹ in crores
The Ramco Cements Limited	Ramco Windfarms Limited	1.05	14.83
	Ramco Industrial and Technology Services Limited	8.57	10.83
	Madurai Trans Carrier Limited	27.30	52.84

12. The Company has complied with the requirements of Corporate Governance Report of sub-paras (2) to (10) of Schedule V of LODR.
13. The extent to which the discretionary requirements specified in Part E of Schedule II have been adopted, is given against Clause 10(d) above.
14. The Company has complied with the corporate governance requirements specified in regulation 17 to 27 of LODR.

As required under Regulation 46(2)(b) to (i) of LODR, the following information have been duly disseminated in the Company's website.

- \* Terms and conditions of appointment of Independent Directors
- \* Composition of various committees of Board of Directors
- \* Code of Conduct of Board of Directors and Senior Management Personnel
- \* Details of establishment of Vigil Mechanism/ Whistle Blower Policy
- \* Criteria of making payments to Non-Executive Directors
- \* Policy on dealing with Related Party Transactions
- \* Policy for determining 'Material Subsidiaries'
- \* Details of familiarization Programmes imparted to Independent Directors

15. The Company has no material subsidiary.
16. The Minutes of the Meeting of the Board of Directors of the unlisted subsidiaries are being placed before the Board of Directors of the Company.



17. The Management of the unlisted subsidiaries periodically bring to the notice of the Board, a statement on significant transactions and arrangements entered into by them.
18. Senior Management Personnel disclose to the Board of Directors all material, financial and commercial transactions where they have personal interest that may have a potential conflict with the Company's interest, if any.
19. The Company submits quarterly compliance report on Corporate Governance to the Stock Exchanges, in the prescribed format within 21 days from the close of the quarter or within such time limit as extended by Securities and Exchange Board of India.
20. The various disclosures made in the Board's Report, may be considered as disclosures made under this report.
21. The Company has also the following Committee of Board of Directors.

### Corporate Social Responsibility Committee

The Composition of the Corporate Social Responsibility Committee and the details of the attendance of its Members are as follows:

No	Name of the Director	24-05-2021
1	Shri.M.M.Venkatachalam, Chairperson of the Committee	Yes
2	Shri.P.R.Venketrama Raja	Yes
3	Smt.Justice Chitra Venkataraman (Retd.)	Leave

23. Declaration signed by the Chief Executive Officer of the Company as per Schedule V(D) of LODR, on compliance with the Code of Conduct is annexed.
24. Compliance Certificate as per Regulation 17(8) read with Part B of Schedule II of LODR, provided by Chief Executive Officer and Chief Financial Officer is annexed.

22. Disclosures with Respect to Unclaimed Suspense Account [Pursuant to Schedule V(F) of LODR]

No	Details	No. of Shareholders	No. of Shares of ₹ 1/- each
(a)	aggregate number of shareholders and the outstanding shares in the suspense account lying at the beginning of the year;	6	16800
(b)	number of shareholders who approached listed entity for transfer of shares from suspense account during the year;	0	0
(c)	number of shareholders to whom shares were transferred from suspense account during the year;	0	0
(d)	aggregate number of shareholders and the outstanding shares in the suspense account lying at the end of the year;	6	16800
(e)	that the voting rights on these shares shall remain frozen till the rightful owner of such shares claims the shares.		

### Declaration

As provided under Schedule V(D) of the SEBI (Listing Obligations and Disclosure Requirements) Regulations, 2015, the Members of the Board of Directors and Senior Management Personnel have affirmed compliance with the Company's Code of Conduct for the year ended 31<sup>st</sup> March 2022.

**FOR THE RAMCO CEMENTS LIMITED,**

**A.V.DHARMAKRISHNAN**  
Chief Executive Officer

Chennai  
23-05-2022

To  
The Board of Directors  
The Ramco Cements Limited  
Rajapalayam.

**Certification under Regulation 17(8) of SEBI (LODR) Regulations**

We hereby certify that –

- A. We have reviewed financial statements and the cash flow statement for the year 2021-22 and that to the best of our knowledge and belief :
1. these statements do not contain any materially untrue statement or omit any material fact or contain statements that might be misleading;
  2. these statements together present a true and fair view of the company's affairs and are in compliance with existing accounting standards, applicable laws and regulations.
- B. There are, to the best of our knowledge and belief, no transactions entered into by the company during the year which are fraudulent, illegal or violative of the company's code of conduct.
- C. We accept responsibility for establishing and maintaining internal controls for financial reporting and that we have evaluated the effectiveness of internal control systems of the company pertaining to financial reporting and we have disclosed to the auditors and the Audit Committee, deficiencies in the design or operation of such internal controls, if any, of which we are aware and the steps we have taken or propose to take to rectify these deficiencies.
- D. We have indicated to the auditors and the Audit committee that –
1. there are no significant changes in internal control over financial reporting during the year;
  2. there are no significant changes in Accounting Policies, during the year;
  3. there are no instances of significant fraud of which we have become aware.

Chennai  
23-05-2022

**S.VAITHIYANATHAN**  
Chief Financial Officer

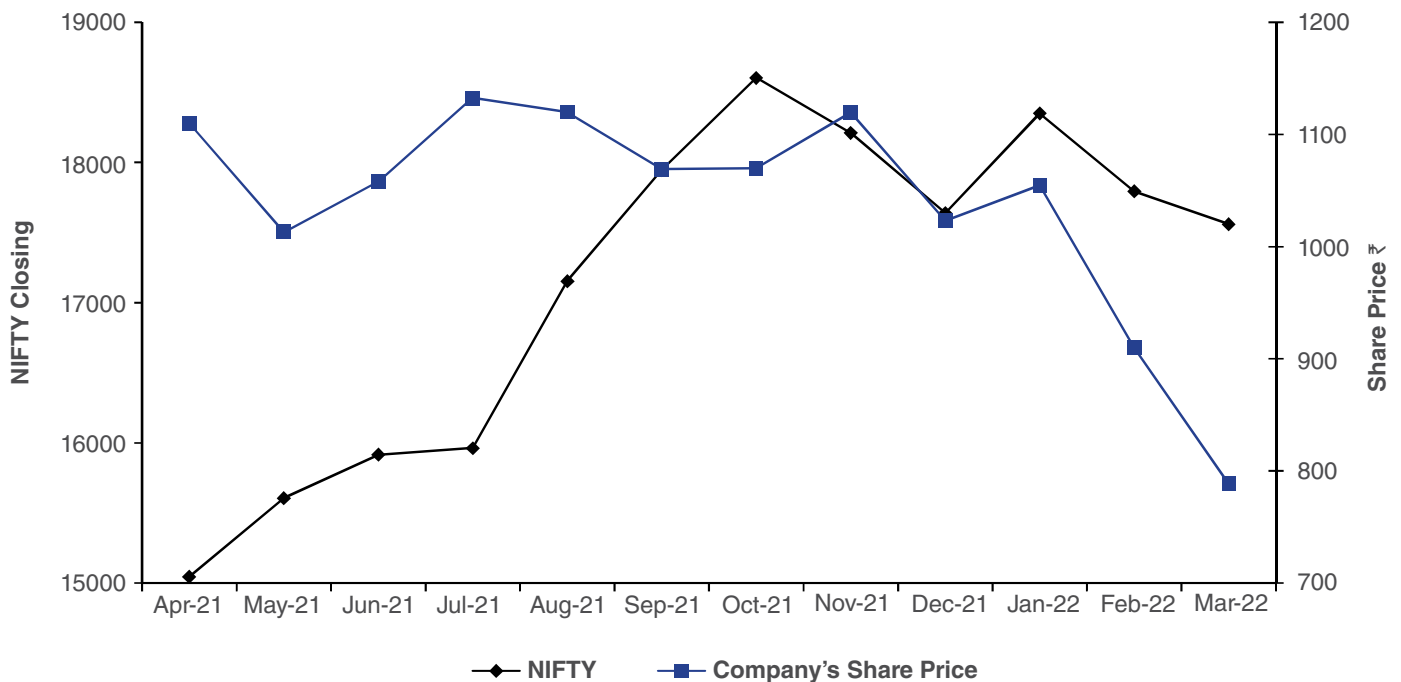
**A.V.DHARMAKRISHNAN**  
Chief Executive Officer

### STATISTICAL DATA

Share Price High & Low / Volume (from April 2021 to March 2022 in NSE & BSE)

Month	NSE			BSE		
	High ₹	Low ₹	No. of Shares Traded	High ₹	Low ₹	No. of Shares Traded
April 2021	1110	952	1,27,05,031	1120	947	5,03,113
May	1013	925	1,39,66,367	1012	925	6,98,788
June	1058	948	1,04,12,321	1058	947	9,41,127
July	1133	991	1,29,92,996	1131	990	9,41,989
August	1120	933	87,81,003	1119	928	9,92,265
September	1069	954	72,20,391	1069	954	9,15,152
October	1070	928	1,23,14,812	1070	929	6,28,148
November	1120	915	68,12,668	1119	913	3,77,639
December	1023	928	52,31,532	1024	929	4,04,564
January 2022	1055	824	95,25,517	1059	824	5,91,605
February	910	752	67,74,563	910	763	4,40,074
March	788	690	1,30,40,787	789	691	10,55,816
<b>Year 2021-22</b>	<b>1133</b>	<b>690</b>	<b>11,97,77,988</b>	<b>1131</b>	<b>691</b>	<b>84,90,280</b>

Share Price Movement (April 2021 To March 2022)



## Pattern of Shareholding as on 31-03-2022

Description	Total Shareholders	%	Total Shares	%
<b>Promoter &amp; Promoter Group</b>				
1) Residents	7	0.014	75,25,840	3.185
2) Body Corporate	5	0.009	9,24,91,034	39.143
<b>Sub-Total</b>	<b>12</b>	<b>0.023</b>	<b>10,00,16,874</b>	<b>42.328</b>
<b>Non-Promoters holding</b>				
1) Residents	48,612	94.592	2,41,03,182	10.201
2) NRIs	1,206	2.347	5,57,831	0.236
3) Body Corporate	322	0.627	50,12,211	2.121
4) Mutual Funds	24	0.047	4,63,59,295	19.619
5) Banks	1	0.002	11	0.000
6) State Government	1	0.002	80,00,000	3.386
7) Foreign Portfolio Investors	123	0.239	1,80,21,097	7.627
8) Trusts	22	0.043	1,78,385	0.075
9) Clearing Member	82	0.160	3,33,967	0.141
10) IEPF	1	0.002	12,53,833	0.531
11) Alternative Investment Funds	2	0.004	33,859	0.014
12) HUF	755	1.469	8,07,981	0.342
13) Qualified Institutional Buyer	1	0.002	1,50,904	0.064
14) Suspense Account	1	0.002	16,800	0.007
15) Insurance Companies	18	0.035	3,07,10,843	12.997
16) Employees	208	0.405	7,35,307	0.311
<b>Sub-Total</b>	<b>51,379</b>	<b>99.977</b>	<b>13,62,75,506</b>	<b>57.672</b>
<b>Total</b>	<b>51,391</b>	<b>100.000</b>	<b>23,62,92,380</b>	<b>100.000</b>

## Distribution of Shareholding as on 31-03-2022

Description	Total Shareholders	%	Total Shares	%
a) Upto - 500	47,471	92.372	24,79,300	1.049
b) 501 to 1000	1,316	2.560	10,78,524	0.457
c) 1001 to 2000	855	1.664	13,92,666	0.589
d) 2001 to 3000	283	0.551	7,37,487	0.312
e) 3001 to 4000	348	0.677	13,30,501	0.563
f) 4001 to 5000	145	0.282	6,73,974	0.285
g) 5001 to 10000	412	0.802	30,68,419	1.299
h) 10001 & above	561	1.092	22,55,31,509	95.446
<b>Total</b>	<b>51,391</b>	<b>100.000</b>	<b>23,62,92,380</b>	<b>100.000</b>

## Category of Shareholding as on 31-03-2022

Description	Total Shareholders	%	Total Shares	%
Dematerialised Form - NSDL & CDSL	51,159	99.549	22,62,54,272	95.752
Physical Form	232	0.451	1,00,38,108	4.248
<b>Total</b>	<b>51,391</b>	<b>100.000</b>	<b>23,62,92,380</b>	<b>100.000</b>

## Certificate regarding compliance of conditions of corporate governance

[Pursuant to paragraph E of Schedule V of Securities and Exchange Board of India  
(Listing Obligations and Disclosure Requirements) Regulations, 2015]

To  
The Members of  
The Ramco Cements Limited,  
[CIN: L26941TN1957PLC003566]  
“Ramamandiram,” Virudhunagar District,  
Rajapalayam – 626117

We have examined the compliance of the conditions of Corporate Governance by The Ramco Cements Limited (“the Company”) during the financial year ended 31<sup>st</sup> March 2022, as stipulated under the following Regulations/ Schedule of the Securities and Exchange Board of India (Listing Obligations and Disclosure Requirements) Regulations, 2015 (“LODR”):

- (a) Regulation numbers 17 to 27 dealing with composition of the Board of Directors and its Committees, vigil mechanism, related party transactions and certain other matters;
- (b) Regulation numbers 46(2)(b) to 46(2)(i) dealing with the information to be disseminated on the Company’s web-site;
- (c) Part A of Schedule II dealing with the minimum information to be placed before the Board of Directors;
- (d) Part B of Schedule II dealing with the Compliance Certificates furnished by the Chief Executive Officer and Chief Financial Officer;
- (e) Part C of Schedule II dealing with the, role of Audit Committee and review of information by the Committee;
- (f) Part D of Schedule II dealing with the role of Nomination and Remuneration Committee, Stakeholder’s Relationship Committee and Risk Management Committee;
- (g) Paragraph C of Schedule V dealing with disclosures in the Corporate Governance Report;
- (h) Paragraph D of Schedule V dealing with the declaration signed by the Chief Executive Officer affirming compliance with the code of conduct by the Board of Directors and Senior Management Personnel; and
- (i) Paragraph E of Schedule V dealing with compliance certificate on conditions of corporate governance issued by Practicing Company Secretary.

The Company was required to comply with the said conditions of Corporate Governance:

- (a) For the entire financial year ended 31<sup>st</sup> March 2022 in terms of The Listing Agreements entered into with the National Stock Exchange of India Limited (NSE) and BSE Limited (BSE) for listing its equity shares pursuant to Regulation 15(1); and
- (b) For the period from 7<sup>th</sup> September 2021 to 31<sup>st</sup> March 2022 in terms of The Listing Agreements entered into with the BSE for listing its Non-Convertible Debentures (NCD), since the Company has also become a High Value Debt Listed Company pursuant to Regulation 15(1A) since the outstanding value of the NCDs exceeded ₹ 500 crores as on 31<sup>st</sup> March 2021.

The Company’s management is responsible for compliance with the conditions of Corporate Governance. We have broadly reviewed the procedures adopted by the Company for ensuring compliance with the conditions of Corporate Governance and implementation thereof. Our review was neither an audit nor an expression of opinion on the financial statement of the Company.

We hereby certify that, in our opinion and to the best of our information and based on the records furnished for our verification and the explanations given to us by the Company, its officers and agents, the Company has, during the year ended 31<sup>st</sup> March 2022, complied with the applicable conditions of Corporate Governance.

We further wish to state that our opinion regarding such compliance is neither an assurance as to the future viability of the Company nor of the efficiency or effectiveness with which the management has conducted the affairs of the Company during the said financial year.

**For S Krishnamurthy & Co.,**

Company Secretaries,  
(Peer Review Certificate No. 739/2020)

**K Sriram,**  
Partner.

Membership number: F6312  
Certificate of Practice No. 2215  
UDIN: F006312D000370203

Place : Chennai  
Date : 23<sup>rd</sup> May 2022

**Certificate from Company Secretary in Practice**

[In terms of Regulation 34 (3) read with Schedule V Para C (10) (i) to the Securities and Exchange Board of India (Listing Obligations and Disclosure Requirements) Regulations, 2015]

To  
The Members  
The Ramco Cements Limited  
[CIN: L26941TN1957PLC003566]  
"Ramamandiram", Virudhunagar District  
Rajapalayam– 626117

We hereby certify that, in our opinion, none of the below named Directors who are on the Board of Directors of THE RAMCO CEMENTS LIMITED ("the Company) as on 31<sup>st</sup> March 2022, have been debarred or disqualified from being appointed or continuing as directors of Companies by the Securities and Exchange Board of India (SEBI) or the Ministry of Corporate Affairs, Government of India (MCA):

S. No	Name of the director	Nature of directorship	Director's identification number
1.	Poosapadi Ramasubrahmaneya Rajha Venketrama Raja	Chairman and Managing Director (KMP)	00331406
2.	Radhey Shyam Agarwal	Independent Director	00012594
3.	Bhaskara Mandavilli Nageswara Rao	Independent Director	00287260
4.	Murugappan Muthiah Venkatachalam	Independent Director	00152619
5.	Chitra Venkataraman	Independent Director	07044099
6.	Farooqui Fayazuddin Mohammed	Independent Director	01910054
7.	Mayuram Swaminathan Krishnan	Independent Director	08539017

We are issuing this certificate based on the following, which to the best of our knowledge and belief were considered necessary in this regard:

- Information relating to the directors available in the official web site of MCA; and
- Disclosures / declarations / confirmations provided by the said directors to the Company and other relevant information, explanation and representations provided by the Company, its officers and agents.

We wish to state that the management of the Company is responsible to ensure the eligibility of a person for appointment / continuation as a Director on the Board of the Company. Our responsibility is to express an opinion on this based on our verification. This certificate is neither an assurance as to the future viability of the Company nor of the efficacy or effectiveness of the process followed by the management of the Company with regard to appointment / continuation of a person as a Director of the Company.

**For S Krishnamurthy & Co.,**  
Company Secretaries,  
(Peer Review Certificate No.739/2020)

**K Sriram,**  
Partner.

Place : Chennai  
Date : 23<sup>rd</sup> May 2022

Membership number: F6312  
Certificate of Practice No. 2215  
UDIN: F006312D000370280

## Report on CSR Activities

### 1. Brief outline on CSR Policy of the Company.

The objective of the CSR Policy is

- To ensure an increased commitment at all levels in the organisation, to operate its business in an economically, socially & environmentally sustainable manner, while recognising the interests of all its stakeholders.
- To directly or indirectly take up programmes that benefit the communities in & around its work locations and results, over a period of time, in enhancing the quality of life & economic well being of the local populace.
- To generate, through its CSR initiatives, a community goodwill for the Company and help reinforce a positive & socially responsible image of the Company as a corporate entity.

### 2. Composition of CSR Committee:

Sl. No.	Name of Director	Designation / Nature of Directorship	Number of meetings of CSR Committee held during the year	Number of meetings of CSR Committee attended during the year
1	Shri.M.M.Venkatachalam	Chairman of the Committee Non-Executive & Independent Director	1	1
2	Shri.P.R.Venketrama Raja	Member of the Committee Executive & Non-Independent Director	1	1
3	Smt. Justice Chitra Venkataraman (Retd.)	Member of the Committee Non-Executive & Independent Director	1	--

### 3. Provide the web-link where Composition of CSR committee, CSR Policy and CSR projects approved by the board are disclosed on the website of the company.

Weblink for Composition of CSR Committee: <http://www.ramcocements.in/committees-of-board-of-directors.aspx>

Weblink to the CSR Policy: <http://www.ramcocements.in/policies.aspx>

Weblink for CSR Projects approved by the Board: <http://www.ramcocements.in/csr-projects.aspx>

### 4. Provide the details of Impact assessment of CSR projects carried out in pursuance of sub-rule (3) of rule 8 of the Companies (Corporate Social Responsibility Policy) Rules, 2014, if applicable.

Impact Assessment is being done on voluntary basis on Water & Sanitation Facilities (WASH) around Alathiyur Plant by SAN India.

The assessment is underway.

### 5. Details of the amount available for set off in pursuance of sub-rule (3) of rule 7 of the Companies (Corporate Social Responsibility Policy) Rules, 2014 and amount required for set off for the financial year, if any

Sl. No.	Financial Year	Amount available for set-off from preceding financial years (₹ in crores)	Amount required to be setoff for the financial year, if any (₹ in crores)
1	2020-21	2.87	NIL

### 6. Average net profit of the company as per section 135(5). ₹ 874.02 crores

### 7. (a) Two percent of average net profit of the company as per section 135(5) ₹ 17.48 crores

(b) Surplus arising out of the CSR projects or programmes or activities of the previous financial years. NIL

(c) Amount required to be set off for the financial year, if any NIL

(d) Total CSR obligation for the financial year (7a+7b-7c). ₹ 17.48 crores

8. (a) CSR amount spent or unspent for the financial year:

Total Amount Spent for the Financial Year. (₹ in crores)	Amount Unspent (₹ in crores)				
	Total Amount transferred to Unspent CSR Account as per section 135(6)		Amount transferred to any fund specified under Schedule VII as per second proviso to section 135(5)		
	Amount	Date of transfer	Name of the Fund	Amount	Date of transfer
18.29	NA			NA	

(b) Details of CSR amount spent against ongoing projects for the financial year:

The Company had no ongoing projects during the year under review

(c) Details of CSR amount spent against other than ongoing projects for the financial year:

1	2	3	4	5	6	7	8		
Sl. No.	Name of the Project	Item from the list of activities in Schedule VII to the Act	Local area (Yes/No)	Location of the project		Amount spent for the project (in ₹)	Mode of Implementation - Direct (Yes/No)	Mode of Implementation - Through Implementing Agency	
				State	District			Name	CSR Registration Number
1	Project-1	Eradication of Hunger, Making available Safe Drinking Water and Promotion of Healthcare including Preventive Healthcare	Yes	Ariyalur, Virudhunagar, Tirunelveli, Thoothukudi, Villuppuram, Chennai, Salem, Chengalpattu, Kanchipuram, Madurai, Perambalur and Tiruvannamalai Districts of Tamil Nadu, Anantapur, Cuddapah, Krishna, Kurnool, Vijayawada and Visakhapatnam Districts of Andhra Pradesh, Hyderabad District of Telengana, Ernakulam, Trivandrum and Wayanad Districts of Kerala, Bangalore Urban District of Karnataka, Jajpur District of Odisha and Purba Medinipur District of West Bengal.		8,50,91,256	Both Direct and through implementing Agency	Auroville Foundation Ramasubrahmaneya Rajha Ramco Foundation Tamilnad Kidney Research Foundation Bhoomika Trust	CSR00002152 CSR00001218 CSR00001422 CSR00007016
2	Project-2	Enhancing Vocational Skills, Livelihood Enhancement Projects and Promotion of Education	Yes	Ariyalur, Thoothukudi, Tiruvallur, Virudhunagar, Chennai, Erode, Karur, Ramanathapuram, Salem, Thanjavur and Tirunelveli Districts of Tamil Nadu, Kurnool, Chittoor, Krishna and Visakhapatnam Districts of Andhra Pradesh and Kolkata District of West Bengal.		4,35,50,353	Yes		
3	Project-3	Setting up of Homes and Hostels for Women and Orphans	Yes	Madurai and Salem Districts of Tamil Nadu, Kozhikode District of Kerala and Purba Medinipur District of West Bengal.		72,203	Yes		
4	Project-4	Ensuring Environmental Sustainability, Promotion and Development of Traditional Arts	Yes	Ariyalur, Madurai, Villupuram and Virudhunagar Districts of Tamil Nadu, Visakhapatnam District of Andhra Pradesh and Jajpur District of Odisha.		1,19,93,356	Both Direct and through implementing Agency	Wish To Help Charitable Trust Auroville Foundation Ramasubrahmaneya Rajha Ramco Foundation	CSR00012406 CSR00002152 CSR00001218



1	2	3	4	5	6	7	8		
Sl. No.	Name of the Project	Item from the list of activities in Schedule VII to the Act	Local area (Yes/No)	Location of the project		Amount spent for the project (in ₹)	Mode of Implementation - Direct (Yes/No)	Mode of Implementation - Through Implementing Agency	
				State	District			Name	CSR Registration Number
5	Project- 5	Protection of Art & Culture Protection of National Heritage, Restoration of Buildings and Sites of Historical Importance and Works of Art	Yes	Ariyalur, Chennai, Kanyakumari, Madurai, Virudhunagar, Cuddalore, Chengalpattu, Perambalur, Pudukottai, Ramanathapuram, Sivaganga, Tenkasi, Thanjavur, Theni, Tiruvarur, Tirunelveli Thoothukudi, Tiruchirappalli, Tiruvallur, Tiruvannamalai and Villupuram Districts of Tamil Nadu, Visakhapatnam District of Andhra Pradesh, Jajpur District of Odisha and Purba Medinipur District of West Bengal.		1,10,67,081	Yes		
6	Project- 6	Measures for the benefit of Armed forces (vi)	Yes	Chennai District of Tamil Nadu		90,000	Both Direct and through implementing Agency	Kendriya Sainik Board	CSR00011199
7	Project-7	Promotion of Nationally Recognised Sports, Rural Sports and Paralympics Sports	Yes	Ariyalur, Chennai and Thoothukudi Districts of Tamil Nadu, Bangalore Urban District of Karnataka, Jajpur District of Odisha and Purba Medinipur District of West Bengal.		9,98,412	Yes		
8	Project-8	Rural Development Projects	Yes	Ariyalur, Coimbatore, Cuddalore, Kanchipuram, Kanyakumari, Karur, Madurai, Perambalur, Tenkasi, Thanjavur, Theni, Thoothukudi, Tiruchirappalli, Tiruvarur and Virudhunagar Districts of Tamil Nadu, East Godavari, Kurnool, Visakhapatnam, Vizianagram and West Godavari Districts of Andhra Pradesh, Jajpur District of Odisha, Purba Medinipur District of West Bengal and Rayagada District of Maharashtra.		1,83,98,645	Both Direct and through implementing Agency	Ramasubrahmaneya Rajha Ramco Foundation Auroville Foundation	CSR00001218 CSR00002152
9	Project-9	Disaster Management, Rehabilitation & Reconstruction Activities	Yes	Ariyalur, Chengalpattu, Kanyakumari and Thoothukudi Districts of Tamil Nadu and Purba Medinipur District of West Bengal.		1,16,19,543	Yes		
<b>TOTAL</b>						18,28,80,849			

(d) Amount spent in Administrative Overheads Nil

(e) Amount spent on Impact Assessment, if applicable ₹ 50,000/-

(f) Total amount spent for the Financial Year (8b+8c+8d+8e) ₹ 18.29 crores

(g) Excess amount for set off, if any

Sl. No.	Particulars	Amount (₹ in crores)
(i)	Two percent of average net profit of the company as per section 135(5)	17.48
(ii)	Total amount spent for the Financial Year	18.29
(iii)	Excess amount spent for the financial year [(ii)-(i)]	0.81
(iv)	Surplus arising out of the CSR projects or programmes	NIL
(v)	Amount available for set off in succeeding financial years	0.81

9. (a) Details of Unspent CSR amount for the preceding three financial years: Not applicable.

(b) Details of CSR amount spent in the financial year for ongoing projects of the preceding financial year(s): Not Applicable

10. In case of creation or acquisition of capital asset, furnish the details relating to the asset so created or acquired through CSR spent in the financial year (asset-wise details).

(a)	Date of creation or acquisition of the capital asset(s).	20-09-2021	01-11-2021
(b)	Amount of CSR spent for creation or acquisition of capital asset.	₹ 32,44,000/-	₹ 65,62,000/-
(c)	Details of the entity or public authority or beneficiary under whose name such capital asset is registered, their address etc.	Jaggaihpeth Community Health Centre, Krishna District, Andhra Pradesh-521 175	Government Rajaji Hospital, Panagal Road, Madurai – 625 020.
(d)	Details of the capital asset(s) created or acquired (including complete address and location of the capital asset).	Medical Oxygen Plant for Jaggaihpeth Community Health Centre, Krishna District, Andhra Pradesh-521 175	Medical oxygen Plant for Government Rajaji Hospital, Panagal Road, Madurai – 625 020.

11. Specify the reason(s), if the company has failed to spend two per cent of the average net profit as per section 135(5).

The Company has complied with the provisions of Section 135(5) of the Companies Act, 2013 and has spent ₹ 18.29 crores towards CSR during the year under review, which is over and above the stipulated amount of ₹ 17.48 crores.

Chennai  
23-05-2022**A.V.DHARMAKRISHNAN**  
Chief Executive Officer**M.M.VENKATACHALAM**  
Director & Chairman of the CSR Committee

**Form No. AOC-2**

[Pursuant to Clause (h) of Sub-Section (3) of Section 134 of the Act and Rule 8(2) of the Companies (Accounts) Rules, 2014]

Particulars of Contracts/Arrangements entered into by the Company with related parties referred to in Sub-Section (1) of Section 188 of the Companies Act, 2013, including certain arm's length transactions under third proviso thereto.

1. Details of contracts or arrangements or transactions not at arm's length basis.

(a)	Name(s) of the related party and nature of relationship	Raja Charity Trust P.A.C.Ramasamy Raja Education Charity Trust The Ramco Cements Limited Educational & Charitable Trust Rajapalayam Rotary Trust PACR Sethurammam Charities P.A.C.R.Sethurammam Charity Trust Ramco Welfare Trust P.A.C.Ramasamy Raja Centenary Trust Smt. Lingammal Ramaraju Shastra Prathista Trust Shri Abhinava Vidyatheertha Seva Trust Shri.P.R.Venketrana Raja, Chairman & Managing Director is Managing Trustee / Trustee in the above Trusts.
(b)	Nature of Contracts / arrangements / transactions	Sale of Cement
(c)	Duration of the contracts / arrangements / transactions	60 months, from 01-04-2019 to 31-03-2024
(d)	Salient terms of the contracts or arrangements or transactions including the value, if any	Supply of cement @ ₹ 200/- per bag.
(e)	Justification for entering into such contracts or arrangements or transactions	The Company has been supplying cement to Government of Tamil Nadu under "Amma Cement Supply Scheme" at the rate of ₹ 210/- per bag.  The subject trusts are Public Charitable Trusts. The cement is being sold for charitable purpose and not for trading. Hence, the price has been fixed at the rate of ₹ 200/- per bag. The total quantity sold during the year is 247.50 tons.
(f)	Date(s) of approval by the Board / Audit Committee	29-01-2019
(g)	Amount paid as advances, if any	NIL
(h)	Date on which the Special Resolution was passed in general meeting as required under first proviso to Section 188	Not applicable

2. Details of material contracts or arrangement or transactions at arm's length basis - NIL

On behalf of the Board of Directors,  
 For **THE RAMCO CEMENTS LIMITED**,

Chennai  
 23-05-2022

**P.R.VENKETRAMA RAJA**  
 Chairman & Managing Director

### Conservation of Energy, Technology Absorption and Foreign Exchange Earnings and Outgo

[Pursuant to Section 134(3)(m) of the Companies Act, 2013, read with Rule 8(3) of Companies (Accounts) Rules, 2014]

<b>(A) Conservation of energy-</b>	The Company pays attention at all levels to reduce energy consumption, by continuous monitoring, maintenances and Improvements.
(i) the steps taken or impact on conservation of energy;	<p>Installation of Cement Waste Heat Recovery (CWHR) based power plant to reduce the electrical energy load in Thermal Power Plant (TPP).</p> <p>Installation of Cement Waste heat regenerative system for preheating of Boiler feed water in TPP to reduce the thermal energy in TPP.</p> <p>Installation of Energy efficient Air cooled condenser fans in TPP to reduce electrical energy.</p> <p>Optimisation of Air cooled condenser in TPP to reduce the specific steam consumption and Thermal energy.</p> <p>Installation of Variable frequency drive (VFD) for process fans to reduce electrical energy</p> <p>Installation of High efficiency process fans to reduce electrical energy.</p> <p>Installation of LED lights replacing high wattage High Pressure Sodium Vapour lights.</p>
(ii) the steps taken by the company for utilising alternate sources of energy;	<p>Replacing Diesel with waste tyre oil for Kilns during start up.</p> <p>Part replacement of fuel in Kiln by usage of power plant ash and industrial waste as an alternative fuel.</p> <p>Part replacement of fuel in TPP by usage of rubber waste as an alternative fuel.</p> <p>Usage of solar power for part replacement of Electrical energy requirement for mines dewatering.</p> <p>Part replacement of Diesel with Bio-Diesel in Earth Moving equipments as an alternative fuel.</p>
(iii) the capital investment on energy conservation equipments;	₹ 89.23 crores.

**(B) Technology absorption-**

(i) the efforts made towards technology absorption;	Installation of Linear Heat sensing Fire alarm system in coal belt conveyors for early detection of fire related accidents.								
(ii) the benefits derived;	Installation of High efficiency IE3 type motors for driving equipments. Quick communication and automatic tripping of belt conveyors in the event of fire hazard. Increase in efficiency of Motors resulting in power saving.								
(iii) in case of imported technology (imported during the last three years reckoned from the beginning of the financial year)-	Import of X-Ray Fluorescence (XRF) manufactured by M/s PANALYTICAL, Netherlands for determining the chemical analysis of Raw materials, Clinker and Cement. (Year of Import : 2020)								
(a) the details of technology imported;	Import of X-Ray Diffraction (XRD) manufactured by M/s PANALYTICAL, Netherlands for identification of different mineralogy present in Raw materials, Clinker and Cement. (Year of Import : 2020)								
(b) the year of import;									
(c) whether the technology been fully absorbed;	Commissioning of Xcentric Ripper imported from Spain resulting in environment friendly mining, compared to conventional methods of drilling and blasting. (Year of Import :2020)								
(d) if not fully absorbed, areas where absorption has not taken place, and the reasons thereof; and	Import of sieve shaker supplied by M/s RETSCH, Germany for analysing the particle size distribution of cement raw meal and Cement by both Wet and Dry methods. (Year of Import : 2021) Import of Electronic moisture analyser supplied by M/s METTLER, Germany for determination of Moisture and low temperature volatile matters. (Year of Import : 2021). The technologies have been fully absorbed.								
(iv) the expenditure incurred on Research and Development.	<table border="1"> <thead> <tr> <th>Particulars</th> <th>Amount – ₹ in crores</th> </tr> </thead> <tbody> <tr> <td>Capital</td> <td>0.34</td> </tr> <tr> <td>Revenue</td> <td>5.50</td> </tr> <tr> <td>Total</td> <td>5.84</td> </tr> </tbody> </table>	Particulars	Amount – ₹ in crores	Capital	0.34	Revenue	5.50	Total	5.84
Particulars	Amount – ₹ in crores								
Capital	0.34								
Revenue	5.50								
Total	5.84								

**(C) Foreign Exchange Earnings and Outgo**

Particulars	Amount – ₹ in crores
Foreign Exchange earned in terms of Actual Inflows	7.30
Foreign Exchange outgo in terms of Actual Outflows	361.40

On behalf of the Board of Directors,  
For **THE RAMCO CEMENTS LIMITED**,

**P.R.VENKETRAMA RAJA**  
Chairman & Managing Director

Chennai  
23-05-2022

**I. Disclosures relating to remuneration under Section 197(12) of the Companies Act, 2013, read with Rule 5(1) of Companies (Appointment and Remuneration of Managerial Personnel) Rules, 2014**

- i. & ii. The ratio of the remuneration of each director to the median remuneration of the employees of the company and the percentage increase in remuneration of Chairman & Managing Director, Directors, Chief Executive Officer, Chief Financial Officer and Company Secretary, in the Financial Year 2021-22.

Name of Director / KMP	Designation	Ratio of remuneration of each Director / KMP to median remuneration of employees	% increase in remuneration in the Financial year 2021-22
Shri.P.R.Venketrama Raja	Chairman and Managing Director	625	-29
Shri.R.S.Agarwal	Director	1.11	-9
Shri.M.B.N.Rao	Director	1.11	-9
Shri.M.M.Venkatachalam	Director	1.55	8
Justice Smt.Chitra Venkataraman (Retd.)	Director	0.78	-36
Shri.M.F.Farooqui, IAS (Retd.)	Director	0.55	-17
Shri.M.S.Krishnan	Director	0.55	-17
Shri.A.V.Dharmakrishnan	Chief Executive Officer	524	25
Shri.S.Vaithyanathan	Chief Financial Officer	74	145
Shri.K.Selvanayagam	Secretary	54	134

- iii. The percentage increase in the median remuneration of the employees for the FY 2021-22 was 2.70%.
- iv. There were 3,326 permanent employees on the rolls of the Company, as on 31<sup>st</sup> March 2022.
- v. Average percentage increase made in the salaries of employees other than the managerial personnel in the FY 2021-22 was 6.47% and the decrease in the managerial remuneration for the same financial year was 5.96%.
- vi. The remuneration of Chairman and Managing Director is linked to the Net Profit, calculated under Section 198 of the Companies Act, 2013.
- vii. Remuneration to Chief Executive Officer, Chief Financial Officer and Company Secretary includes taxable perquisites upon exercise of stock options during FY 2021-22. Had the perquisite value of ESOS not been considered, the percentage increase in the remuneration would be 6%, 9% and 10% respectively.
- viii. It is hereby affirmed that the remuneration paid is as per the remuneration policy for Directors, Key Managerial Personnel and other employees.

### Compliance Certificate

[Pursuant to Regulation 13 of the Securities and Exchange Board of India  
(Share Based Employee Benefits and Sweat Equity) Regulations, 2021]

To

The Members

**The Ramco Cements Limited,**

[CIN: L26941TN1957PLC003566]

“Ramamandiram,” Virudhunagar District,

Rajapalayam– 626117

We **S Krishnamurthy & Co., Company Secretaries**, are the Secretarial Auditors of **The Ramco Cements Limited** (hereinafter referred to as “**the Company**”) having CIN L26941TN1957PLC003566 and having its registered office at “Ramamandiram,” Virudhunagar District, Rajapalayam– 626117.

The Company has implemented **Employee Stock Option Scheme 2018 Plan A (ESOS 2018 – Plan A) and Employee Stock Option Scheme 2018 Plan B (ESOS 2018 – Plan B)** (hereinafter referred to as “*ESOS 2018*” and “*ESOS 2018 Plan A or B*”) pursuant to the Regulations and the Special Resolutions passed by the members at the 60<sup>th</sup> Annual General Meeting of the Company held on 3<sup>rd</sup> August 2018.

During the year ended 31<sup>st</sup> March 2022, the Company was required to comply with The Securities and Exchange Board of India (Share Based Employee Benefits and Sweat Equity) Regulations, 2021 for the year ended 31<sup>st</sup> March 2022, which replaced the Securities and Exchange Board of India (Share Based Employee Benefits) Regulations, 2014 with effect from 13<sup>th</sup> August 2021, in respect of its Employee Stock Option Schemes (*ESOS Regulations*).

The Company's Management is responsible for implementation of their Employee Stock Option Scheme 2018 (Plan A and Plan B), including designing, maintaining records and devising proper systems to ensure compliance with the provisions of all applicable laws and regulations and to ensure that the systems are adequate and operate effectively.

We are issuing this certificate as required under Regulation 13 on the implementation of the ESOS by the Company during the financial year ended 31<sup>st</sup> March 2022, based on our verifications, which included the following:

1. ESOS Scheme and Plan details received from the Company;
2. Articles of Association of the Company;
3. Resolutions passed by the Board of Directors;
4. Special resolutions passed by the Shareholders on 3<sup>rd</sup> August 2018;

5. Minutes of the meetings of the Nomination and Remuneration Committee (NRC) which has been designated by the Company as the “Compensation Committee” for the purpose of the regulations and accordingly administers ESOS 2018;
6. Detailed terms and conditions of ESOS 2018 Scheme and Plans as approved by the NRC;
7. Bank Statements for the Application money received under the ESOS 2018 Plans;
8. Statements filed with National Stock Exchange of India Limited (NSE) and BSE Limited (BSE) in accordance with Regulation 10;
9. Disclosures in the Board's Report for the financial year ended 31<sup>st</sup> March 2021;
10. Applicable provisions of ESOS Regulations, Companies Act, 2013 and Rules made thereunder; and
11. E-Forms filed with the Ministry of Company Affairs, intimations to NSE and BSE, and Corporate Actions executed through Depositories and other relevant documents.

**We hereby certify that**, in our opinion and to the best of our information and based on the records furnished for our verification, the representations made and the explanations given to us by the Company, its officers and agents, **the Company has, during the financial year ended 31<sup>st</sup> March 2022, implemented the Employee Stock Option Scheme 2018 Plan A and Employee Stock Option Scheme 2018 Plan B in accordance with the ESOS Regulations and the Special Resolutions** passed on 3<sup>rd</sup> August 2018.

We further wish to state that our opinion regarding such compliance is neither an assurance as to the future viability of the Company nor of the efficiency or effectiveness with which the management has conducted the affairs of the Company during the said financial year.

**For S Krishnamurthy & Co.,**

Company Secretaries,  
(Peer Review Certificate No.739/2020)

**K Sriram,**

Partner.

Membership number: F6312

Certificate of Practice No. 2215

UDIN: F006312D000370500

Place: Chennai

Date : 23<sup>rd</sup> May 2022



# **Business Responsibility and Sustainability Reporting**



# Business Responsibility and Sustainability Reporting

## Section A: GENERAL DISCLOSURES

### I. Details of the listed entity

1	Corporate Identity Number (CIN) of the Listed Entity	L26941TN1957PLC003566
2	Name of the Listed Entity	The Ramco Cements Limited
3	Year of incorporation	1957
4	Registered office address	“Ramamandiram”, Rajapalayam – 626 117
5	Corporate address	“Auras Corporate Centre”, 5 <sup>th</sup> floor, No:98-A, Dr. Radhakrishnan Road, Mylapore, Chennai – 600 004
6	E-mail	ksn@ramcocements.co.in
7	Telephone	044-28478666
8	Website	www.ramcocements.in
9	Financial year for which reporting is being done	April 2021 – March 2022 (FY 2021-22)
10	Name of the Stock Exchange(s) where shares are listed	National Stock Exchange of India Limited & BSE Limited
11	Paid-up Capital	₹ 23,62,92,380/-
12	Name and contact details (telephone, email address) of the person who may be contacted in case of any queries on the BRSR report	Mr.C.Ravichandran Vice President - ESG The Ramco Cements Limited “Auras Corporate Centre”, 4 <sup>th</sup> Floor, No:98-A, Dr.Radhakrishnan Road, Mylapore, Chennai – 600 004. Tel: 044-2847 7599 E-Mail: ravichandran@ramcocements.co.in
13	Reporting boundary - Are the disclosures under this report made on a standalone basis (i.e. only for the entity) or on a consolidated basis (i.e. for the entity and all the entities which form a part of its consolidated financial statements, taken together).	The disclosures under this report are made on a standalone basis.

### II. Products/services

#### 14. Details of business activities (accounting for 90% of the turnover):

S. No	Description of Main Activity	Description of Business Activity	% of Turnover of the entity
1.	Manufacturing	Manufacture of cement	96.69

#### 15. Products/Services sold by the entity:

S. No	Product/Service	NIC Code	% FY 2021-22
1	Cement	23942	96.69
2	Dry Mortar Products	23911	1.17
3	Ready Mix Concrete	23952	0.25
4	Power generated from Windmills	35106	0.99
5	Other Operating Revenue	NA	0.39
6	Other Income	NA	0.51
	Total		100.00

## III. Operations

16. Number of locations where plants and/or operations/offices of the entity are situated:

Location	Number of Plants	Number of Offices
National	4 Integrated Cement Plants, 6 Grinding Units, 1 Packing Plant, 1 Ready Mix Concrete Unit, 1 Dry Mortar Plant and Wind farms at 7 locations.	27
International	--	1

17. Markets served by the entity:

## a. Number of locations:

Locations	Number
National (No. of States)	16
International (No. of Countries)	3

The international Markets cover Maldives, Seychelles and Sri Lanka

## b. What is the contribution of exports as a percentage of the total turnover of the entity?

The contribution of exports to the total turnover is 0.22%.

## c. A brief on types of customers

The Company has both Commercial Customers (B2B Business) and Private Customers (B2C Business). The customers include, Trade, Non-Trade and Governments.

## IV. Employees

18. Details as at the end of Financial Year:

## a. Employees and workers (including differently abled):

S. No.	Particulars	Total (A)	Male		Female	
			No. (B)	% (B/A)	No. (C)	% (C/A)
<b>EMPLOYEES (OTHER THAN WORKERS)</b>						
1.	Permanent (D)	2345	2318	99	27	1
2.	Other than Permanent (E)	-	-	-	-	-
<b>3.</b>	<b>Total employees (D + E)</b>	<b>2345</b>	<b>2318</b>	<b>99</b>	<b>27</b>	<b>1</b>
<b>WORKERS</b>						
4.	Permanent (F)	981	981	100	-	-
5.	Other than Permanent (G)	-	-	-	-	-
<b>6.</b>	<b>Total workers (F + G)</b>	<b>981</b>	<b>981</b>	<b>100</b>	<b>-</b>	<b>-</b>

## b. Differently abled Employees and workers:

S. No.	Particulars	Total (A)	Male		Female	
			No. (B)	% (B/A)	No. (C)	% (C/A)
<b>DIFFERENTLY ABLED EMPLOYEES (OTHER THAN WORKERS)</b>						
1.	Permanent (D)	1	1	100	-	-
2.	Other than Permanent (E)	-	-	-	-	-
<b>3.</b>	<b>Total differently abled employees (D + E)</b>	<b>1</b>	<b>1</b>	<b>100</b>	<b>-</b>	<b>-</b>
<b>DIFFERENTLY ABLED WORKERS</b>						
4.	Permanent (F)	2	2	100	-	-
5.	Other than Permanent (G)	-	-	-	-	-
<b>6.</b>	<b>Total differently abled workers (F + G)</b>	<b>2</b>	<b>2</b>	<b>100</b>	<b>-</b>	<b>-</b>

## 19. Participation/Inclusion/Representation of women

	Total (A)	No. and percentage of females	
		No. (B)	% (B/A)
Board of Directors	7	1	14
Key Management Personnel*	4	-	-

\* Comprising Chairman & Managing Director, Chief Executive Officer, Chief Financial Officer and Company Secretary

## 20. Turnover rate for permanent employees and workers

	FY 2021-22			FY 2020-21			FY 2019-20		
	Male	Female	Total	Male	Female	Total	Male	Female	Total
Permanent Employees	5.41%	0.10%	5.51%	3.15%	-	3.15%	3.83%	-	3.83%
Permanent Workers	4.18%	-	4.18%	3.32%	-	3.32%	6.58%	-	6.58%

## V. Holding, Subsidiary and Associate Companies (including joint ventures)

## 21. Names of holding/subsidiary/associate companies/joint ventures

S. No.	Name of the holding/subsidiary/associate companies/joint ventures (A)	Indicate whether holding/Subsidiary/Associate/Joint Venture	% of shares held by listed entity	Does the entity indicated at column A, participate in the Business Responsibility initiatives of the listed entity? (Yes/No)
1	Ramco Windfarms Limited	Subsidiary	71.50	Yes
2	Ramco Industrial and Technology Services Limited	Subsidiary	94.11	Yes
3	Madurai Trans Carrier Limited	Associate	29.86	No
4	Ramco Industries Limited	Associate	15.43	No
5	Ramco Systems Limited	Associate	17.58	No
6	Rajapalayam Mills Limited	Associate	0.39	No
7	Lynks Logistics Limited	Associate	38.37	No

## VI. CSR Details

## 22. (i) Whether CSR is applicable as per section 135 of Companies Act, 2013: Yes

(ii) Turnover (in ₹) – 6,010.62 crores

(iii) Net worth (in ₹) – 6,524.86 crores

## VII. Transparency and Disclosures Compliances

## 23. Complaints/Grievances on any of the principles (Principles 1 to 9) under the National Guidelines on Responsible Business Conduct:

Stakeholder group from whom complaint is received	Grievance Redressal Mechanism in Place (Yes/No) (If Yes, then provide web-link for grievance redress policy)	FY 2021-22			FY 2020-21		
		Number of complaints filed during the year	Number of complaints pending resolution at close of the year	Remarks	Number of complaints filed during the year	Number of complaints pending resolution at close of the year	Remarks
Shareholders	Yes <a href="http://www.ramcocements.in/shareholder-information.aspx">http://www.ramcocements.in/shareholder-information.aspx</a>	7	--	--	14	--	--
Employees and workers	Yes <a href="http://172.16.1.115/ramconnect/download_policy.asp?file=Grievance_Procedure.pdf">http://172.16.1.115/ramconnect/download_policy.asp?file=Grievance_Procedure.pdf</a>	--	--	--	--	--	--
Customers	Yes <a href="http://ramcocements.net/dportal/index.asp">http://ramcocements.net/dportal/index.asp</a>	1,284	--	--	827	--	--
Value Chain Partners	Yes <a href="http://52.66.103.168/RVW/extui/vwrt/LaunchPanel.htm">http://52.66.103.168/RVW/extui/vwrt/LaunchPanel.htm</a>	--	--	--	--	--	--

24. Overview of the entity's material responsible business conduct issues

Please indicate material responsible business conduct and sustainability issues pertaining to environmental and social matters that present a risk or an opportunity to your business, rationale for identifying the same, approach to adapt or mitigate the risk along-with its financial implications:

S. No.	Material Issue Identified	Indicate whether risk or opportunity (R/O)	Rationale for identifying the risk/opportunity	In case of risk, approach to adapt or mitigate	Financial implications of the risk or opportunity (Indicate positive or negative implications)
1	Sustainable Supply Chain Management	Risk and Opportunity	<ul style="list-style-type: none"> <li>Brand reputation</li> <li>Uninterrupted supply of materials</li> </ul>	<ul style="list-style-type: none"> <li>Extend efforts to the vendors/ supplier base to build a robust and sustainable supply chain</li> <li>Evaluate &amp; engage with vendors who align to Ramco's commitment</li> </ul>	Risk – Negative Implications Opportunity – Positive Implications
2	Energy and GHG Emissions	Risk and Opportunity	<ul style="list-style-type: none"> <li>Dependency on non-renewable coal-based grid consumption</li> </ul>	<ul style="list-style-type: none"> <li>Energy efficient technologies across facilities to reduce consumption</li> </ul>	Risk – Negative Implications Opportunity – Positive Implications
3	Water Efficiency	Risk	<ul style="list-style-type: none"> <li>Ground water depletion</li> <li>Dynamic regulatory landscape</li> <li>Operations in water stressed areas</li> </ul>	<ul style="list-style-type: none"> <li>Strategic plan to become water neutral; Water offset programs</li> <li>In our TPP, replaced Water Cooled Condenser (WCC) with Air Cooled Condenser system (ACC)</li> <li>Water saving initiatives taken up such as waterless urinals, aerators in wash rooms etc.</li> </ul>	Risk – Negative Implications
4	Reduced Impact on Biodiversity	Risk	<ul style="list-style-type: none"> <li>Depletion of green cover</li> <li>Brand Reputation</li> </ul>	<ul style="list-style-type: none"> <li>Tree plantation drives &amp; green zone development</li> <li>Rehabilitation of exhausted mines and reclamation of land</li> <li>Capacity building on the importance of biodiversity</li> </ul>	Risk – Negative Implications
5	Adoption of Circular Economy	Risk and Opportunity	<ul style="list-style-type: none"> <li>Increased usage of alternate fuel</li> <li>Reduced recycled content in overall value chain</li> </ul>	<ul style="list-style-type: none"> <li>Strategic plan to ensure Zero waste to landfill</li> <li>Use of waste as an alternate material</li> </ul>	Risk – Negative Implications Opportunity – Positive Implications
6	Product Innovation and Differentiation	Opportunity	<ul style="list-style-type: none"> <li>Competitive Edge</li> </ul>	<ul style="list-style-type: none"> <li>Development of new products/ solutions;</li> <li>Investment in R&amp;D</li> </ul>	Opportunity – Positive Implications
7	Regulatory compliance	Risk	<ul style="list-style-type: none"> <li>Dynamic regulatory landscape</li> </ul>	<ul style="list-style-type: none"> <li>Adherence on all the relevant/ applicable laws</li> </ul>	Risk – Negative Implications
8	Occupational Health and Safety	Risk and Opportunity	<ul style="list-style-type: none"> <li>Health &amp; Safety hazards at Workplace</li> <li>Workplace Wellness</li> </ul>	<ul style="list-style-type: none"> <li>Ensure safe workplaces for permanent and contract employees</li> <li>Ensure proper use of PPEs, specific trainings on health and safety etc.</li> </ul>	Risk – Negative Implications Opportunity – Positive Implications
9	Dialogue and Communication	Opportunity	<ul style="list-style-type: none"> <li>Better positioning in the market</li> <li>Low awareness amongst key stakeholder groups on ESG</li> </ul>	<ul style="list-style-type: none"> <li>Communicate sustainability stories to consumers</li> <li>Interactive platforms for communication like digital marketing</li> </ul>	Opportunity – Positive Implications
10	Community Engagement & CSR	Opportunity	<ul style="list-style-type: none"> <li>Increased focus on sustainable community development</li> </ul>	<ul style="list-style-type: none"> <li>Enhance scope of existing programs</li> <li>Impact assessment of programs</li> <li>Greater reach to communities</li> </ul>	Opportunity – Positive Implications

## SECTION B: MANAGEMENT AND PROCESS DISCLOSURES

The National Guidelines for Responsible Business Conduct (NGRBC) as prescribed by the Ministry of Corporate Affairs advocates nine principles referred as P1-P9 as given below:

P1	Businesses should conduct and govern themselves with integrity in a manner that is ethical, transparent and accountable
P2	Businesses should provide goods and services in a manner that is sustainable and safe
P3	Businesses should respect and promote the well-being of all employees, including those in their value chains
P4	Businesses should respect the interests of and be responsive towards all its stakeholders
P5	Businesses should respect and promote human rights
P6	Businesses should respect, protect and make efforts to restore the environment
P7	Businesses when engaging in influencing public and regulatory policy, should do so in a manner that is responsible and transparent
P8	Businesses should promote inclusive growth and equitable development
P9	Businesses should engage with and provide value to their consumers in a responsible manner

Disclosure Questions	P1 Ethics & Transparency	P2 Product Responsibility	P3 Human Resources	P4 Responsiveness to Stakeholders	P5 Respect for Human Rights	P6 Responsible Lending	P7 Public Policy Advocacy	P8 Inclusive Growth	P9 Customer Engagement
<b>Policy and management processes</b>									
1. a. Whether your entity's policy/policies cover each principle and its core elements of the NGRBCs. (Yes/No)	Yes	Yes	Yes	Yes	Yes	Yes	Yes	Yes	Yes
b. Has the policy been approved by the Board? (Yes/No)	Yes	Yes	Yes	Yes	Yes	Yes	Yes	Yes	Yes
c. Web Link of the Policies, if available	www.ramcocements.in								
2. Whether the entity has translated the policy into procedures. (Yes/No)	Yes	Yes	Yes	Yes	Yes	Yes	Yes	Yes	Yes
3. Do the enlisted policies extend to your value chain partners? (Yes/No)	Yes	Yes	Yes	Yes	Yes	Yes	Yes	Yes	Yes
4. Name of the national and international codes/certifications/labels/standards (e.g. Forest Stewardship Council, Fairtrade, Rainforest Alliance, Trustee) standards (e.g. SA 8000, OHSAS, ISO, BIS) adopted by your entity and mapped to each principle.	<p>We at Ramco Cements understand the importance of embedding elements of sustainability at every stage of our value chain. Therefore, we have laid a strong focus on engaging with stakeholders across our value chain such as suppliers, contractors etc. We strive to procure materials and services from companies who are socially and environmentally responsible and are committed to fair practices.</p> <p>We have a robust supplier onboarding mechanism and we actively implement sustainable procurement practices. Ramco Cements ensures all leading vendors who are onboarded are ISO 9001, 14001, 45001 &amp; 50001 certified.</p>								

### 5. Specific commitments, goals and targets set by the entity with defined timelines, if any.

- Aim to minimize the water footprint substantially by investing in adequate infrastructure
- Increased recycling/reuse solutions
- To Ensure 'Zero Waste to Landfill' across operations
- Commitment to promote a sustainable, safe and inclusive workplace that nurtures employees
- Continued inclusive engagement and interactive dialogue with stakeholders

- Aim to consciously reduce the environmental impact and ecological footprint by incorporating elements of sustainability across the product life cycle-from design to end of life
- Commitment to transition to Low Carbon Growth by investing in innovative technological solutions
- Vision to preserve biodiversity and deliver net positive impact
- Commitment towards prioritizing zero injuries across operations and ensuring overall health
- Well-being of all stakeholders
- Focus on creating shared value for our communities

**6. Performance of the entity against the specific commitments, goals and targets along-with reasons in case the same are not met.**

As part of the roadmap to achieve the goal, we have laid down activities on a yearly basis which will aid in progress and ultimately achieving the commitment.

**Governance, leadership and oversight**

**7. Statement by director responsible for the business responsibility report, highlighting ESG related challenges, targets and achievements (listed entity has flexibility regarding the placement of this disclosure)**

Sustainability at Ramco Cements is enshrined in our founding philosophy, “We should believe that when the organization grows the society and community around that should also grow”. Our success lies in ensuring our stakeholders are consistently satisfied in their engagement with us, for it is that which powers each of us at Ramco Cements to stretch our potential to scale newer heights.

Ramco Cements’ engagement with diverse stakeholder groups is underlined by a common thread - our belief in creating value and building capacity, where relevant, to enhance livelihoods and improve quality of life. We place strong emphasis on the holistic well-being of Ramco Cements employees, which is reflected variously in the sustained development of an integrated township in our integrated units, to the Health and Safety initiatives at our plants, and in career oriented continuous learning and development opportunities within the organization.

We also place great importance on the development of communities around Ramco Cements manufacturing units. The legacy of our Founder calls upon us to go beyond positive action and espouse positive intent to create maximum impact in order to make a true difference. Today, several families have access to quality education, healthcare, as well as safe water and sanitation, all of which come together to enable them to improve lives for present and future generations.

Ramco Cements’ commitment to creating value is also demonstrated in an unwavering focus on resource efficiency and minimizing our environmental footprint. Alternative materials comprise 22% of the materials that goes into manufacturing blended cements and renewable energy. Our cement production processes employ the dry process kiln which has generated significant efficiencies in water and energy usage over the years. Digital technology too has been leveraged to track and measure resource efficiencies, driving us to continually research innovative methods of achieving enhanced outcomes.

---

<b>8. Details of the highest authority responsible for implementation and oversight of the Business Responsibility policy (ies).</b>	Mr. Ravichandran Chinnayan Vice President - Environmental, Social and Governance Email: ravichandran@ramcocements.co.in
--	---

---

<b>9. Does the entity have a specified Committee of the Board/ Director responsible for decision making on sustainability related issues? (Yes/No). If yes, provide details.</b>	Yes  The Board of Directors are members of 5 Board Committees, vested with responsibility for decision making on sustainability and other related issues. The Committees with well-defined responsibilities, oversee the governance at Ramco Cements. The committee members are nominated by the Board of Directors, based on their areas of expertise and experience.
--	--

---

**10. Details of Review of NGRBCs by the Company**

Subject for Review	Review of principles undertaken by and frequency
Performance against above policies and follow up action	The Board meets once in every quarter or as and when required to review and discuss key issues relevant to the organization and its stakeholders.
Compliance with statutory requirements of relevance to the principles, and, rectification of any non-compliances	Key concerns are identified at the unit level and communicated by senior executives to the Board for discussion, advice and decisions. The board collectively ensures along with the senior management and then with the Individual departments that all the compliance and statutory requirements are met in a diligent manner.

**11. Has the entity carried out independent assessment/evaluation of the working of its policies by an external agency? (Yes/No). If yes, provide name of the agency.**

No.

**12. If answer to question (1) above is “No” i.e. not all Principles are covered by a policy, reasons to be stated:**

Questions	P1	P2	P3	P4	P5	P6	P7	P8	P9
The entity does not consider the Principles material to its business (Yes/No)									Not Applicable
The entity is not at a stage where it is in a position to formulate and implement the policies on specified principles (Yes/No)									Not Applicable
The entity does not have the financial or/human and technical resources available for the task (Yes/No)									Not Applicable
It is planned to be done in the next financial year (Yes/No)									Not Applicable
Any other reason (please specify)									Not Applicable

**Section C: PRINCIPLE WISE PERFORMANCE DISCLOSURE**

**Principle 1: Businesses should conduct and govern themselves with integrity, and in a manner that is Ethical, Transparent and Accountable**

**ESSENTIAL INDICATORS****1. Percentage coverage by training and awareness programmes on any of the principles during the financial year:**

Segment	Total number of training and awareness programmes held	Topics/principles covered under the training and its impact	% of persons in respective category covered by the awareness programmes
Board of Directors	--	--	--
Key Managerial Personnel	2	Awareness Programmes, Well-being	100%
Employees other than BoD and KMPs	35	Programmes, Regulatory Updates, Safety, ESG, Behavioural and Technical Programmes	27.60%
Workers	28		38%

2. Details of fines/penalties/punishment/award/compounding fees/settlement amount paid in proceedings (by the entity or by directors/KMPs) with regulators/law enforcement agencies/judicial institutions, in the financial year, in the following format (Note: the entity shall make disclosures on the basis of materiality as specified in Regulation 30 of SEBI (Listing Obligations and Disclosure Obligations) Regulations, 2015 and as disclosed on the entity's website):

<b>MONETARY</b>					
	<b>NGRBC Principle</b>	<b>Name of the regulatory/ enforcement agencies/ judicial institutions</b>	<b>Amount (In INR)</b>	<b>Brief of the Case</b>	<b>Has an appeal been preferred? (Yes/No)</b>
Penalty/Fine	Principle 1/ Principle 9	The Competition Commission of India (CCI)	25.86 Crores	The Competition Commission of India (CCI) vide its order dated 31-08-2016 had imposed a penalty of ₹ 258.63 Crores on the company towards alleged cartelisation. Our appeal along with the appeals of other cement companies had been dismissed by NCLAT vide its order dated 25-07-2018. Against the order, the company appealed to the Honourable Supreme Court, which by its order dated 05-10-2018 admitted the appeal and directed to continue the interim order passed by NCLAT. Accordingly, the company re-deposited ₹ 25.86 Crores being 10% of the penalty and the said deposit is classified under "Bank Balances other than Cash and Cash Equivalents." The Company backed by legal opinion, believes that it has a good case and hence no provision is made.	Yes
Settlement	Not Applicable	Not Applicable	Not Applicable	Not Applicable	Not Applicable
Compounding fee	Not Applicable	Not Applicable	Not Applicable	Not Applicable	Not Applicable
<b>NON-MONETARY</b>					
	<b>NGRBC Principle</b>	<b>Name of the regulatory/ enforcement agencies/ judicial institutions</b>		<b>Brief of the Case</b>	<b>Has an appeal been preferred? (Yes/No)</b>
Imprisonment	Not Applicable	Not Applicable		Not Applicable	Not Applicable
Punishment	Not Applicable	Not Applicable		Not Applicable	Not Applicable



3. Of the instances disclosed in Question 2 above, details of the Appeal/Revision preferred in cases where monetary or non-monetary action has been appealed.

Case Details	Name of the regulatory/enforcement agencies/judicial institutions
The Competition Commission of India (CCI) vide its order dated 31-08-2016 had imposed a penalty of ₹ 258.63 Crores on the company towards alleged cartelisation. Our appeal along with the appeals of other cement companies had been dismissed by NCLAT vide its order dated 25-07-2018. Against the order, the company appealed to the Honourable Supreme Court, which by its order dated 05-10-2018 admitted the appeal and directed to continue the interim order passed by NCLAT. Accordingly, the company re-deposited ₹ 25.86 Crores being 10% of the penalty and the said deposit is classified under "Bank Balances other than Cash and Cash Equivalents". The Company backed by legal opinion, believes that it has a good case and hence no provision is made.	Honorable Supreme Court of India

4. Does the entity have an anti-corruption or anti-bribery policy? If yes, provide details in brief and if available, provide a web-link to the policy.

Yes, Anti-Corruption is governed under the Code of Conduct for Board of Directors and Senior Management Personnel and Whistle Blower Policy for establishing Vigil Mechanism.

The Company's policies viz. Code of Conduct for Board of Directors and Senior Management Personnel and Whistle Blower Policy lay down the rules and procedures by which any stakeholder can report the actual or suspected improper activities of any kind, fraud and violation of company's code of conduct. The whistle blower policy extends to individuals who are in full time or part time employment with the company or its subsidiaries including those serving as consultants and contract/third party employees.

Web Link - <http://www.ramcocements.in/policies.aspx>

5. Number of Directors/KMPs/employees/workers against whom disciplinary action was taken by any law enforcement agency for the charges of bribery/corruption

	FY 2021-22	FY 2020-21
Directors	Nil	Nil
KMPs	Nil	Nil
Employees	Nil	Nil
Workers	Nil	Nil

6. Details of complaints with regard to conflict of interest:

	FY 2021-22		FY 2020-21	
	Number	Remarks	Number	Remarks
Number of complaints received in relation to issues of Conflict of Interest of the Directors	Nil	Nil	Nil	Nil
Number of complaints received in relation to issues of Conflict of Interest of the KMPs	Nil	Nil	Nil	Nil

7. Provide details of any corrective action taken or underway on issues related to fines/penalties/action taken by regulators/law enforcement agencies/judicial institutions, on cases of corruption and conflicts of interest

No such cases on corruption and conflicts of interest

## LEADERSHIP INDICATORS

1. Awareness programmes conducted for value chain partners on any of the Principles during the financial year:

Total number of awareness programmes held	Topics/Principles covered under the training	% of value chain partners covered (by value of business done with such partners) under the awareness programmes
2	Usage of Company Online systems for trouble free and ease of operations	100% All the vendors who are having business in our Factory premises are educated on our various policies and statutory obligation.

2. Does the entity have processes in place to avoid/manage conflict of interests involving members of the Board? (Yes/No) If Yes, provide details of the same.

Yes Ramco Cements have a Code of Conduct for Board Members and Senior Management Personnel, Whistle Blower Policy for establishing Vigil Mechanism and Grievance redressal policy for redressal of all kind of grievances

## Principle 2: Businesses should provide goods and services in a manner that is sustainable and safe

## ESSENTIAL INDICATORS

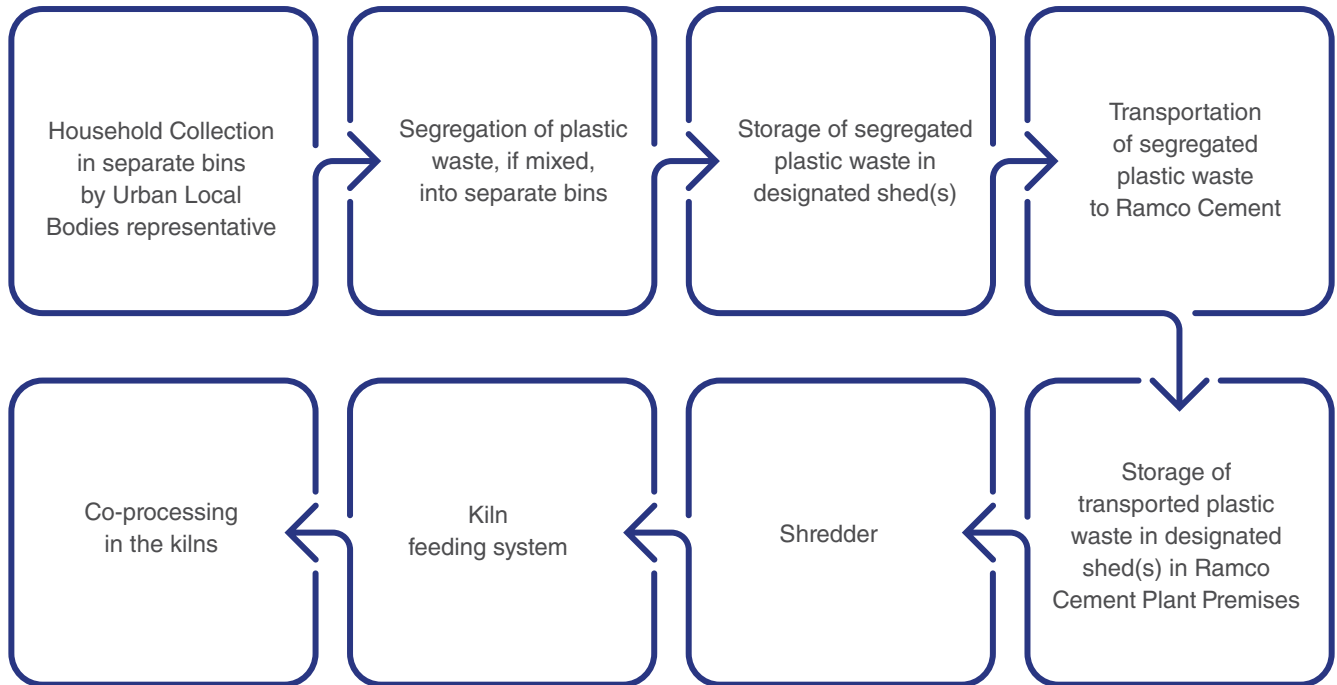
1. Percentage of R&D and capital expenditure (capex) investments in specific technologies to improve the environmental and social impacts of product and processes to total R&D and capex investments made by the entity, respectively

Particulars	FY 2021-22	FY 2020-21	Details of improvements in environmental and social impacts
R&D	0.02% of total capex	0.06% of total capex	Green belt development & Fountain formation, etc.
Capital expenditure (capex) investments in specific technologies to improve the environmental and social impacts of product and processes	4.91% of total capex	7.79% of total capex	Air condenser replacement in Captive power plant, WHRB, Raw Mill Secondary classifier, Solar plant 290 kW, MV VFD, CNG Vehicle and Limestone recovery by Floatation Projects.

2. a. Does the entity have procedures in place for sustainable sourcing? (Yes/No):  
Ramco Cements follow sustainable procurement practices in which it source materials locally and optimize distance and time travelled by raw materials, to reduce fuel consumption as well as emissions. Ramco Cements have planned to develop sustainable supply chain Policy in Year 1 of its Roadmap. (Ref. Sustainability Report 2020-21, Pg 25, Para 1)
- b. If yes, what percentage of inputs were sourced sustainably?  
The supply chains are integrated, which facilitate optimum utilisation of raw materials, recycling of waste and efficient logistics operations, focussing on sustainability.
3. Describe the processes in place to safely reclaim your products for reusing, recycling and disposing at the end of life, for (a) Plastics (including packaging) (b) E-waste (c) Hazardous waste and (d) other waste  
Plastics (including packaging) – Co-incinerated in the Kiln  
E-waste – Buy back basis/Sold to Authorised recyclers  
Hazardous waste and other waste – Sold to Authorised recyclers
4. Whether Extended Producer Responsibility (EPR) is applicable to the entity's activities (Yes/No). If yes, whether the waste collection plan is in line with the Extended Producer Responsibility (EPR) plan submitted to Pollution Control Boards? If not, provide steps taken to address the same.  
Yes, EPR is applicable to Ramco Cements. The Extended Producers Responsibility (EPR) framework (under the Plastic Waste Management Rules, 2016) lays down guidelines for the responsible management of managing plastic waste generated in the market, with the larger aim of minimizing plastic litter in the environment. We are in the process of planning to collaborate with municipal corporations and our network of dealers to collect back plastic waste after end use and co-process in our kilns resulting in sustainable business operations.

Going forward, we strive to carry out Life cycle assessment (LCA) of select products to assess the environment footprint throughout its life cycle to drive product stewardship.

**MATERIAL FLOW SHEET FOR PLASTIC WASTE MANAGEMENT**



**LEADERSHIP INDICATORS**

- Has the entity conducted Life Cycle Perspective/Assessments (LCA) for any of its products (for manufacturing industry) or for its services (for service industry)? If yes, provide details in the following format?

Though Ramco Cements have a life cycle perspective, but LCA is not conducted comprehensively. It will be planned and carried out over subsequent reporting years.

NIC Code	Name of Product/Service	% of total Turnover contributed	Boundary for which the Life Cycle Perspective/Assessment was conducted	Whether conducted by independent external agency (Yes/No)	Results communicated in public domain (Yes/No) If yes, provide the web-link
Not Applicable					

- If there are any significant social or environmental concerns and/or risks arising from production or disposal of your products/ services, as identified in the Life Cycle Perspective/Assessments (LCA) or through any other means, briefly describe the same along-with action taken to mitigate the same

As the LCA is planned for subsequent years, risks will be identified accordingly and mentioned in subsequent report. However, the minor environmental impact by organization is minimized through effective control measures.

Name of Product/Service	Description of the risk/concern	Action Taken
Not Applicable		

3. Percentage of recycled or reused input material to total material (by value) used in production (for manufacturing industry) or providing services (for service industry).

Indicate input material	Recycled or re-used input material to total material	
	FY 2021-22	FY 2020-21
Dust collected from Pyro circuits by APCE	Nearly 10%	Nearly 10%
Dust collected from APCE in other circuits	Nearly 5%	Nearly 5%

4. Of the products and packaging reclaimed at end of life of products, amount (in metric tonnes) reused, recycled, and safely disposed, as per the following format:

	FY 2021-22			FY 2020-21		
	Re-Used	Recycled	Safely Disposed	Re-Used	Recycled	Safely Disposed
Plastics (including packaging)	Nil	Nil	Nil	Nil	Nil	Nil
E-Waste	Nil	Nil	15.82	Nil	Nil	10.09
Hazardous waste	Nil	Nil	17.39	Nil	52,687.38	47.60
Ash CPP (flyash & bottom ash)	Nil	1,14,295.20	Nil	Nil	Nil	Nil
Other waste	Nil	Nil	2,597.20	Nil	Nil	2,090.99

5. Reclaimed products and their packaging materials (as percentage of products sold) for each product category.

This data is not presently monitored and will be shared in the BRSR of the subsequent reporting periods.

Indicate product category	Reclaimed products and their packaging materials as % of total products sold in respective category
Not Applicable	Not Applicable

### Principle 3: Businesses should respect and promote the well-being of all employees, including those in their value chains

#### ESSENTIAL INDICATORS

1. a. Details of measures for the well-being of employees (Other than Workers):

Category	Total (A)	% of employees covered by									
		Health Insurance		Accident insurance		Maternity benefits		Paternity Benefits		Day Care Facilities	
		Number (B)	% (B/A)	Number (C)	% (C/A)	Number (D)	% (D/A)	Number (E)	% (E/A)	Number (F)	% (F/A)
<b>Permanent employees</b>											
Male	2318	2318	100	2318	100	-	-	-	-	-	-
Female	27	27	100	27	100	27	100	-	-	-	-
<b>Total</b>	<b>2345</b>	<b>2345</b>	<b>100</b>	<b>2345</b>	<b>100</b>	<b>27</b>	<b>100</b>	<b>-</b>	<b>-</b>	<b>-</b>	<b>-</b>
<b>Other than Permanent employees</b>											
Male	-	-	-	-	-	-	-	-	-	-	-
Female	-	-	-	-	-	-	-	-	-	-	-
<b>Total</b>	<b>-</b>	<b>-</b>	<b>-</b>	<b>-</b>	<b>-</b>	<b>-</b>	<b>-</b>	<b>-</b>	<b>-</b>	<b>-</b>	<b>-</b>

## b. Details of measures for the well-being of workers:

Category	% of workers covered by										
	Total (A)	Health Insurance		Accident insurance		Maternity benefits		Paternity Benefits		Day Care Facilities	
		Number (B)	% (B/A)	Number (C)	% (C/A)	Number (D)	% (D/A)	Number (E)	% (E/A)	Number (F)	% (F/A)
<b>Permanent workers</b>											
Male	981	981	100	981	100	-	-	-	-	-	-
Female	-	-	-	-	-	-	-	-	-	-	-
<b>Total</b>	<b>981</b>	<b>981</b>	<b>100</b>	<b>981</b>	<b>100</b>	<b>-</b>	<b>-</b>	<b>-</b>	<b>-</b>	<b>-</b>	<b>-</b>
<b>Other than Permanent workers</b>											
Male	-	-	-	-	-	-	-	-	-	-	-
Female	-	-	-	-	-	-	-	-	-	-	-
<b>Total</b>	<b>-</b>	<b>-</b>	<b>-</b>	<b>-</b>	<b>-</b>	<b>-</b>	<b>-</b>	<b>-</b>	<b>-</b>	<b>-</b>	<b>-</b>

## 2. Details of retirement benefit.

Benefits	FY 2021-22			FY 2020-21		
	No. of employees covered as a % of total employees (Other than Workers)	No. of workers covered as a % of total workers	Deducted and deposited with the authority (Y/N/N.A.)	No. of employees covered as a % of total employees (Other than Workers)	No. of workers covered as a % of total workers	Deducted and deposited with the authority (Y/N/N.A.)
PF	2345 (100%)	981 (100%)	Y	2349 (100%)	1025 (100%)	Y
Gratuity	2345 (100%)	981 (100%)	Y	2349 (100%)	1025 (100%)	Y
ESI	24 (1.02%)	25 (2.55%)	Y	55 (2.34%)	28 (2.73%)	Y
Others – Superannuation	1242 (52.96%)	Not Applicable	Y	1250 (53.21%)	Not Applicable	Y

## 3. Accessibility of workplaces

Are the premises/offices of the entity accessible to differently abled employees and workers, as per the requirements of the Rights of Persons with Disabilities Act, 2016? If not, whether any steps are being taken by the entity in this regard.

Yes - Have accessibility facility such as Wheelchair facility, Lift and means of access such as Pathways, Ramps, Signage, Pedestrian Crossing, etc.

## 4. Does the entity have an equal opportunity policy as per the Rights of Persons with Disabilities Act, 2016? If so, provide a web-link to the policy.

Yes. The link for the same is as below. -

[http://172.16.1.115/ramconnect/download\\_policy.asp?file=Equal\\_Oppurtunity\\_Policy\\_for\\_Specially\\_Abled.pdf](http://172.16.1.115/ramconnect/download_policy.asp?file=Equal_Oppurtunity_Policy_for_Specially_Abled.pdf)

## 5. Return to work and Retention rates of permanent employees and workers that took parental leave.

Gender	Permanent employees		Permanent workers	
	Return to work rate	Retention rate	Return to work rate	Retention rate
Male	Not Applicable	Not Applicable	Not Applicable	Not Applicable
Female	Not Applicable	Not Applicable	Not Applicable	Not Applicable
<b>Total</b>	<b>Not Applicable</b>	<b>Not Applicable</b>	<b>Not Applicable</b>	<b>Not Applicable</b>

\* The Company does not have paternity leave

\* The Company has maternity leave applicable for all women employees as per “The Maternity Benefit Act & Rules” and for the year 2021-22, no women employee claimed maternity leave.

6. Is there a mechanism available to receive and redress grievances for the following categories of employees and worker? If yes, give details of the mechanism in brief.

	Yes/No (If yes, then give details of the mechanism in brief)
Permanent Workers	Yes - Any aggrieved worker can record their grievance online in the HRMS self-service to the Unit Personnel Head/Functional Head/Corporate Functional Head in the prescribed format.
Other than Permanent Workers	
Permanent Employees	Yes - Any aggrieved employee can record his grievance online in the HRMS self-service to the Unit Personnel Head/Functional Head/Corporate Functional Head in the prescribed format.
Other than Permanent Employees	

7. Membership of employees and worker in association(s) or Unions recognized by the listed entity:

Category	FY 2021-22			FY 2020-21		
	Total employees/workers in respective category	No. of employees/workers in respective category, who are part of association(s) or Union	% (B/A)	Total employees/workers in respective category	No. of employees/workers in respective category, who are part of association(s) or Union	% (D/C)
	(A)	(B)		(C)	(D)	
Total Permanent Employees (Other than Workers)	2345	Not Applicable	Not Applicable	2349	Not Applicable	Not Applicable
- Male	2318	Not Applicable	Not Applicable	2330	Not Applicable	Not Applicable
- Female	27	Not Applicable	Not Applicable	19	Not Applicable	Not Applicable
Total Permanent Workers	981	361	36.80	1025	389	37.95
- Male	981	361	36.80	1025	389	37.95
- Female	Nil	Nil	Nil	Nil	Nil	Nil

\* Ramasamy Raja Nagar Plant 83% of workmen were unionised

\* Jayanthipuram Plant 91% of workmen were unionised

8. Details of training given to employees and workers

Category	FY 2021-22					FY 2020-21				
	Total (A)	On Health and Safety measures		On Skill upgradation		Total (D)	On Health and Safety measures		On Skill upgradation	
		No. (B)	% (B/A)	No. (C)	% (C/A)		No. (E)	% (E/D)	No. (F)	% (F/D)
<b>EMPLOYEES (Other than Workers)</b>										
Male	2318	646	27.87	675	29.12	2330	211	9.06	463	19.87
Female	27	-	-	-	-	19	-	-	-	-
<b>Total</b>	<b>2345</b>	<b>646</b>	<b>27.55</b>	<b>675</b>	<b>28.78</b>	<b>2349</b>	<b>211</b>	<b>8.98</b>	<b>463</b>	<b>19.71</b>
<b>WORKERS</b>										
Male	981	371	37.82	318	32.42	1025	71	6.93	74	9.86
Female	-	-	-	-	-	-	-	-	-	-
<b>Total</b>	<b>981</b>	<b>371</b>	<b>37.82</b>	<b>318</b>	<b>32.42</b>	<b>1025</b>	<b>71</b>	<b>6.93</b>	<b>74</b>	<b>9.86</b>

## 9. Details of performance and career development reviews of employees and worker:

Category	FY 2021-22			FY 2020-21		
	Total (A)	No. (B)	% (B/A)	Total (C)	No. (D)	% (D/C)
<b>Employees (Other than Workers)</b>						
Male	2318	2318	100	2330	2330	100
Female	27	27	100	19	19	100
<b>Total</b>	<b>2345</b>	<b>2345</b>	<b>100</b>	<b>2349</b>	<b>2349</b>	<b>100</b>
<b>Workers</b>						
Male	981	981	100	1025	1025	100
Female	-	-	-	-	-	-
<b>Total</b>	<b>981</b>	<b>981</b>	<b>100</b>	<b>1025</b>	<b>1025</b>	<b>100</b>

## 10. Health and safety management system:

a. Whether an occupational health and safety management system has been implemented by the entity? (Yes/No). If yes, the coverage of such system?	Yes. All locations are certified for Occupational Health & Safety Management System. The management system covers all employees, workers and interested party's health and safety at each certified location. The system includes everything from planning to developing strategies and procedures, as well as monitoring and analysing data and improving it continually.
b. What are the processes used to identify work-related hazards and assess risks on a routine and non-routine basis by the entity?	<ol style="list-style-type: none"> <li>1. Periodical Safety Audit,</li> <li>2. Hazard Identification of Various Routine and Non Routine Activities <ol style="list-style-type: none"> <li>i) Classifying work activities</li> <li>ii) Identifying hazards and describing hazardous events</li> <li>iii) Identify risk controls</li> <li>iv) Determine risk</li> </ol> </li> <li>3. Risk Assessment for Identified Hazard <ol style="list-style-type: none"> <li>i) Estimation of the potential severity of consequence</li> <li>ii) Estimating the likelihood (degree of certainty/uncertainty)</li> <li>iii) Categorisation of Risks levels (Intolerable, Substantial and Moderate risk levels are unacceptable risk and trivial and tolerable levels are acceptable risks)</li> </ol> </li> <li>4. Actions &amp; Time Scale <ol style="list-style-type: none"> <li>i) Based on the Risk Level, risk reduction/control measures implemented within defined timelines</li> <li>ii) Ensure controls are maintained</li> </ol> </li> </ol>
c. Whether you have processes for workers to report the work-related hazards and to remove themselves from such risks. (Y/N)	Yes. The process is available at all the locations. The processes include direct interaction with controller or safety officer, suggestion box, approaching the Work's Committee or Health and Safety Committee
d. Do the employees/worker of the entity have access to non-occupational medical and healthcare services? (Yes/No)	Yes. Available in all units to all category of employees (Through Group Medical Insurance, ESI, and OHC medical facility)

11. Details of safety related incidents, in the following format:

Safety Incident/Number	Category	FY 2021-22	FY 2020-21
Lost Time Injury Frequency Rate (LTIFR) (per one million-person hours worked) [(No. of lost time injuries in FY * 1,000,000) /Total hours worked by all staff in same FY]	Employees	-	-
	Workers	-	-
Total recordable work-related injuries (Total number of employees/ Workers affected by work-related injuries or ill health)	Employees	-	-
	Workers	-	-
No. of fatalities	Employees	-	-
	Workers	-	-
High consequence work-related injury or ill-health (excluding fatalities)	Employees	-	-
	Workers	-	-

12. Describe the measures taken by the entity to ensure a safe and healthy workplace.

The Ramco Cements Limited ensures Occupational Health and Safety of all its employees by:

- Exhibiting highest standards of corporate behaviour towards its employees, consumers and the society in which the company operates.
- Developing, introducing and maintaining systems across the Company to meet the Company's standards, as well as statutory requirements for ensuring Safety and Health of the employees and protection of Environment.
- Providing Engineering control over the control and eradication of hazards from the system.
- Using advance technology to ensure safety and health
- Celebrating Safety Week and conducting various competition to encourage the person for safe working.
- Implementation of IS 45001 for high level Safety Structure

13. Number of Complaints on the following made by employees and workers:

Particulars	FY 2021-22			FY 2020-21		
	Filed during the year	Pending resolution at the end of year	Remarks	Filed during the year	Pending resolution at the end of year	Remarks
Working Conditions	Nil	Nil	--	Nil	Nil	--
Health & Safety	Nil	Nil	--	Nil	Nil	--

14. Assessments for the year:

Particulars	% of your plants and offices that were assessed (by entity or statutory authorities or third parties)
Health and safety practices	1. M/s Chola MS Risk Services conducts external safety audit once in four years. 2. All the lifting tools, pressure vessels are certified by the competent authorities every year.
Working Conditions	Internal Safety Audit is being conducted on monthly basis in each department and further it is reviewed in the monthly safety committee meeting.

15. Provide details of any corrective action taken or underway to address safety-related incidents (if any) and on significant risks/concerns arising from assessments of health & safety practices and working conditions.

No necessity for corrective action as there is no significant risk/concerns reported during the year 2021-22.

**LEADERSHIP INDICATORS**

1. Does the entity extend any life insurance or any compensatory package in the event of death of

- (A) Employees - Yes (Employee Deposited Linked Insurance, Group Personal Accident policy, Group Term Policy and ESI for Applicable Employees)
- (B) Workers - Yes (Employee Deposited Linked Insurance, Group Personal Accident policy, Group Term Policy, ESI for applicable worker)



2. Provide the measures undertaken by the entity to ensure that statutory dues have been deducted and deposited by the value chain partners.

Ensured Statutory Compliance through Internal audit, verification process and reimbursement basis

3. Provide the number of employees/workers having suffered high consequence work-related injury/ill-health/fatalities (as reported in Q11 of Essential Indicators above), who have been rehabilitated and placed in suitable employment or whose family members have been placed in suitable employment:

	Total no. of affected employees/workers		No. of employees/workers that are rehabilitated and placed in suitable employment or whose family members have been placed in suitable employment	
	FY 2021-22	FY 2020-21	FY 2021-22	FY 2020-21
Employees	NIL	NIL	NIL	NIL
Workers	NIL	NIL	NIL	NIL

4. Does the entity provide transition assistance programs to facilitate continued employability and the management of career endings resulting from retirement or termination of employment? (Yes/No):

Yes. Financial Management (investment planning, returns planning), retirement planning, Saving scheme related awareness Program.

5. Details on assessment of value chain partners:

Particulars	% of value chain partners (by value of business done with such partners) that were assessed
Sexual Harassment	100% All the vendors who are having business in our Factory premises are educated on our various policies and statutory obligation during the vendor induction process and while signing MOU/Work Order Agreement.
Discrimination at workplace	
Child Labour	
Forced Labour/Involuntary Labour	
Wages	
Others – please specify	

6. Provide details of any corrective actions taken or underway to address significant risks/concerns arising from assessments of health and safety practices and working conditions of value chain partners.

As no significant risk/concern was reported on health, safety and/or working conditions in value chain partners, hence no corrective actions taken.

#### Principle 4: Businesses should respect the interests of and be responsive to all its stakeholders

##### ESSENTIAL INDICATORS

1. Describe the processes for identifying key stakeholder groups of the entity.

Any individual and group of people, etc, who are impacted due to business operations and projects of the Company are the stakeholders. Any of such individual and group of people that adds value for business and have greater impact on the business are the key stakeholders for the Company. The key stakeholders inter alia include employees, shareholders/investors, distributors, customers, channel partners, research analyst, vendors, suppliers, regulators and government agencies.

The process for identification of such key stakeholders is of Qualitative nature. It is conducted in consultation with and feedback from different departments along with Senior Management and Board.

## 2. List of stakeholder groups identified as key for your entity and the frequency of engagement with each stakeholder group.

Stakeholder Group	Whether identified as Vulnerable & Marginalized Group (Yes/No)	Channels of communication (Email, SMS, Newspaper, Pamphlets, Advertisement, Community Meetings, Notice Board, Website), Other	Frequency of engagement (Annual/Half yearly/Quarterly/ others – please specify)	Purpose and scope of engagement including key topics and concerns raised during such engagement
Investors	No	Mail Advertisements in Newspapers, Press Releases, Virtual Meetings and Website	Quarterly, Half-yearly, Annually and as and when needed	Announcing the financials results to the investors, Dividend, Annual Reports, General Meetings, educating and encouraging the shareholders to exercise their voting rights in shareholders' meetings, explaining the procedures for claiming the shares before they get transferred to IEPF and subsequently the procedures for claiming back the dividends and shares, so transferred to IEPF.
Customers	No	Multiple Channel - physical and digital	Frequent and need based	Through Distributors and also direct interaction
Employees	No	Emails, Notices and SOPs and other communication mechanisms	Daily	Follow up for SOPs and compliances with policies of the Company
Leadership	No	Emails, Notices and SOPs and other communication mechanisms	Daily	Follow up for SOPs and compliances with policies of the Company
Local Communities	No	Directly or through CSR Foundation	Frequent and need based	Support socially/by CSR Activities to satisfy needs of society/communities
Suppliers	No	Email/con-calls, meetings, Video - conferences	Frequent and need based	Purchase of Machines, Plastics Polymers, Consumables, Packing Materials etc.
Logistics & Mining Contractors	No	Email/con-calls, meetings, Video - conferences	Frequent and need based	Purchase of raw materials, liaisoning regarding the logistics arrangements etc.

**LEADERSHIP INDICATORS**

## 1. Provide the processes for consultation between stakeholders and the Board on economic, environmental, and social topics or if consultation is delegated, how is feedback from such consultations provided to the Board.

Ramco has formulated several Committees of which Board Members are a part to address stakeholders concerns. These are as follows:

1. Audit Committee: The committee is entrusted with the Business, Economic and Environmental responsibilities of the organization. The Audit Committee supervises the Company's financial reporting and disclosures ensuring timeliness and compliance with regulatory requirements.
2. Nomination and Remuneration Committee: The committee recommends suitable persons for the post of Directors, Key Managerial Personnel and their remuneration. The Board of Directors considers their recommendation and seek the approval of the shareholders for the appointment of Directors. This committee also lays down performance evaluation criteria for Independent Directors based on expertise and value offered and attendance at committee meetings.
3. Stakeholders Relationship Committee: This committee oversees the timely and appropriate resolution of investor complaints. Members of this committee also formulate policies to service this stakeholder group.

4. Risk Management Committee: The committee is responsible for reviewing and evaluating all business risks identified by the Company's management, including those pertaining to the environment. Members of this committee oversee the formulation of Ramco Cements' Risk Management Policy and also provide strategic direction to minimize potential risks. They also oversee the establishment, implementation and monitoring of the organization's risk management system.
  5. CSR Committee: The Committee is entrusted with the social responsibility obligations of the company. This committee is responsible for developing and modifying the organization's CSR policy, as well as for identifying the CSR programs and related expenditure for Ramco Cements to undertake. The monitoring of CSR projects implemented including the financials is in the purview of this committee, as is keeping the Board updated of the organization's CSR activities.
2. Whether stakeholder consultation is used to support the identification and management of environmental and social topics (Yes/No). If so, provide details of instances as to how the inputs received from stakeholders on these topics were incorporated into policies and activities of the entity.

Yes. The stakeholder consultation is used to support the identification and management of environmental and social topics of importance. The formulation of the Company Policies pertaining to Environment and Social have been a result of continuous interactions with the Government Regulatory Authorities, Distributors, Suppliers and the local community.

3. Provide details of instances of engagement with, and actions taken to, address the concerns of vulnerable/marginalized stakeholder groups.

Company directly or through its manufacturing units promotes education and takes required steps for uplifting of under privileged in the society. Apart from these, Ramco also works in promotion of health care, supply of daily drinking water, create awareness in fields of Mental health (Atmaprasara), Environment (Ecopro) , Rural development, water and sanitation and many such relevant fields. Detailed CSR activities given in Corporate Social Responsibility Report.

## PRINCIPLE 5: Businesses should respect and promote human rights

1. Employees and workers who have been provided training on human rights issues and policy(ies) of the entity:

Category	FY 2021-22			FY 2020-21		
	Total (A)	No. of employees /workers covered (B)	% (B/A)	Total (C)	No. of employees /workers covered (D)	% (D/C)
<b>Employees (Other than Workers)</b>						
Permanent	2345	47	2.00	2349	-	-
Other than permanent	-	-	-	-	-	-
<b>Total Employees</b>	<b>2345</b>	<b>47</b>	<b>2.00</b>	<b>2349</b>	<b>-</b>	<b>-</b>
<b>Workers</b>						
Permanent	981	-	-	-	-	-
Other than permanent	-	-	-	-	-	-
<b>Total Workers</b>	<b>981</b>	<b>-</b>	<b>-</b>	<b>-</b>	<b>-</b>	<b>-</b>

2. Details of minimum wages paid to employees and workers:

Category	FY 2021 - 22				FY 2020-21					
	Total (A)	Equal to Minimum Wage		More than Minimum Wage		Total (D)	Equal to Minimum Wage		More than Minimum Wage	
		No. (B)	% (B/A)	No. (C)	% (C/A)		No. (E)	% (E/D)	No. (F)	% (F/D)
<b>Employees (Other than Workers)</b>										
Permanent	2345	-	-	2345	100	2349	-	-	2349	100
Male	2318	-	-	2318	100	2330	-	-	2330	100
Female	27	-	-	27	100	19	-	-	19	100
Other than permanent	-	-	-	-	-	-	-	-	-	-
Male	-	-	-	-	-	-	-	-	-	-
Female	-	-	-	-	-	-	-	-	-	-

Category	FY 2021 - 22				FY 2020-21					
	Total (A)	Equal to Minimum Wage		More than Minimum Wage		Total (D)	Equal to Minimum Wage		More than Minimum Wage	
		No. (B)	% (B/A)	No. (C)	% (C/A)		No. (E)	% (E/D)	No. (F)	% (F/D)
<b>Workers</b>										
Permanent	981	-	-	981	100	1025	-	-	1025	100
Male	981	-	-	981	100	1025	-	-	1025	100
Female	-	-	-	-	-	-	-	-	-	-
Other than permanent	-	-	-	-	-	-	-	-	-	-
Male	-	-	-	-	-	-	-	-	-	-
Female	-	-	-	-	-	-	-	-	-	-

### 3. Details of remuneration/salary/wages:

Number	Male		Female	
	Number	Median remuneration/ salary/wages of respective category	Number	Median remuneration/ salary/wages of respective category
Board of Directors (BoD)	7	7,50,000	-	-
Key Managerial Personnel	4	20,22,27,985	-	-
Employees other than BoD, KMP and Workers	2,315	8,74,792	27	4,05,634
Workers	981	6,33,629	-	-

### 4 Do you have a focal point (Individual/Committee) responsible for addressing human rights impacts or issues caused or contributed to by the business? (Yes/No)

Yes.

We have dedicated committees such as Joint Council Committee, Works Committee, Union of Association, Canteen committee, Safety Committee and Sexual Harassment Committee, which acts as the focal point on this.

### 5 Describe the internal mechanisms in place to redress grievances related to human rights issues.

We have HCM Grievance portal, Works Committee and Joint Council Committee and they meet periodically or on need basis.

### 6 Number of Complaints on the following made by employees and workers:

Particulars	FY 2021-22			FY 2020-21		
	Filed during the year	Pending resolution at the end of year	Remarks	Filed during the year	Pending resolution at the end of year	Remarks
Sexual Harassment	-	-	-	-	-	-
Discrimination at workplace	-	-	-	-	-	-
Child Labour	-	-	-	-	-	-
Forced Labour/ Involuntary Labour	-	-	-	-	-	-
Wages	-	-	-	-	-	-
Other human rights related issues	-	-	-	-	-	-

### 7 Mechanisms to prevent adverse consequences to the complainant in discrimination and harassment cases.

- 1) The identity of the Aggrieved employee, Respondent, Witnesses, Statements and other evidence obtained in the course of inquiry process, recommendations of the committees, action taken by the Employer is considered as confidential and not published or made known to anyone
- 2) Reporting relationship between complainant and complaintee is diverted till the enquiry process is completed.
- 3) Management always pay special attention towards complainant working condition and career growth to ensure that there are no adverse consequences due to the complaint.

**8 Do human rights requirements form part of your business agreements and contracts? (Yes/No)**

Yes. Statutory and regulatory requirement clauses stipulate regarding human values, child labour, equal remuneration and social security.

**9 Assessment for the year**

Particulars	% of your plants and offices that were assessed (by entity or statutory authorities or third parties)
Child labour	100% through statutory compliance
Forced/involuntary labour	100% through statutory compliance
Sexual harassment	100% through Internal complaints committee
Discrimination at workplace	100% through statutory compliance
Wages	100% through statutory compliance
Other than human rights related issues	100% through Grievance redressal mechanism

**10. Provide details of any corrective actions taken or underway to address significant risks/concerns arising from the assessments at Question 9 above.**

No risk/concern has arisen and there is no necessity for corrective action

**LEADERSHIP INDICATORS****1. Details of a business process being modified/introduced as a result of addressing human rights grievances/complaints.**

No Grievance/complaints received and there was no necessity for modification of business process

**2. Details of the scope and coverage of any Human rights due-diligence conducted.**

Through Awareness and Robust legal & regulatory requirements compliances at all levels through our Internal HR Audit system & Safety Audit on periodical basis.

**3. Is the premise/office of the entity accessible to differently abled visitors, as per the requirements of the Rights of Persons with Disabilities Act, 2016?**

Yes - As per legal requirements

**4. Details on assessment of value chain partners:**

Particulars	% of value chain partners (by value of business done with such partners) that were assessed
Child labour	100% All the vendors who are having business in our Factory premises are educated on our various policies and statutory obligation.
Forced/involuntary labour	100% All the vendors who are having business in our Factory premises are educated on our various policies and statutory obligation.
Sexual harassment	100% All the vendors who are having business in our Factory premises are educated on our various policies and statutory obligation.
Discrimination at workplace	100% All the vendors who are having business in our Factory premises are educated on our various policies and statutory obligation.
Wages	100% All the vendors who are having business in our Factory premises are educated on our various policies and statutory obligation.

**5. Provide details of any corrective actions taken or underway to address significant risks/concerns arising from the assessments at Question 4 above.**

No necessity for corrective action and there is no risk/concerns reported or arisen during the year 2021-22.

**PRINCIPLE 6: Businesses should respect and make efforts to protect and restore the environment****ESSENTIAL INDICATORS**

1. Details of total energy consumption (in Gigajoules - [GJ]) and energy intensity:

Parameter	FY 2021-22	FY 2020-21
Total electricity consumption (A) - GJ	6,09,611	4,64,698
Total fuel consumption (B) - GJ	3,79,85,408	3,87,21,298
Total energy consumption (A+B) GJ	3,85,95,019	3,91,85,996
Revenue Energy Intensity (Total energy consumption in GJ/Turnover ₹ in crores)	6,421.14	7,389.29
Energy intensity (optional) – the relevant metric may be selected by the entity	-	-

Indicate if any independent assessment/evaluation/assurance has been carried out by an external agency? (Y/N) If yes, name of the external agency.

Yes. The Data has been verified by CII- CESD.

2. Does the entity have any sites/facilities identified as designated consumers (DCs) under the Performance, Achieve and Trade (PAT) Scheme of the Government of India? (Y/N) If yes, disclose whether targets set under the PAT scheme have been achieved. In case targets have not been achieved, provide the remedial action taken, if any

S. No	DCs (Units of RAMCO)	PAT -I	PAT-II
1	Ramasamy Raja Nagar	Achieved the target gate to gate specific energy consumption as per the PAT scheme	Achieved the target gate to gate specific energy consumption as per the PAT scheme
2	Alathiyur	Escerts received in the PAT cycle – I	Failed to achieve the target in PAT cycle – II - adoption of Waste heat recovery system to achieve target value
3	Ariyalur	Achieved the target gate to gate specific energy consumption as per the PAT scheme	Achieved the target gate to gate specific energy consumption as per the PAT scheme
4	Jayanthipuram	Failed to achieve the target Gate to gate specific energy consumption - adoption of Waste heat recovery system has been implemented to achieve target value	Failed to achieve the target Gate to gate specific energy consumption- adoption of Waste heat recovery system has been implemented to achieve target value

3. Provide details of the following disclosures related to water:

Parameter	FY 2021-22	FY 2020-21
<b>Water withdrawal by source (in kilolitres)</b>		
(i) Surface water	14,92,382	6,68,397
(ii) Ground water	12,92,465	17,31,565
<b>Total volume of water withdrawal (in kilolitres) (i+ii)</b>	<b>27,84,847</b>	<b>23,99,962</b>
Total volume of water consumption (in kilolitres)	27,84,847	23,99,962
Water intensity per rupee of turnover (Water consumed in KL/ Turnover ₹ in crores)	463.21	452.56
Water intensity (optional) – the relevant metric may be selected by the entity	-	-

**Note: Indicate if any independent assessment/evaluation/assurance has been carried out by an external agency? (Y/N) If yes, name of the external agency**

No

Consumption Meter/Inspection well readings are recorded and monitored by PWD but the data has not been assured by any external agency.

4. Has the entity implemented a mechanism for Zero Liquid Discharge? If yes, provide details of its coverage and implementation
- 
- Cement manufacturing will not generate process effluents.

- TPP effluent is being treated in effluent treatment plant. The wastewater from boiler blow down, DM plant regeneration, UF & RO rejects and cooling tower blow down of TPP are being neutralized in neutralization tank.
- Sewage treatment plant is in operation to treat domestic sewage from colony, plant, canteen and offices.
- Auto garage wash water is being treated separately at Oil & Grease Trap.
- These treated effluents are used for greenbelt, water sprinkling & partially for cement plant process activities.
- With all these measures, 'zero discharge' is being maintained

5. Please provide details of air emissions (other than GHG emissions) by the entity:

Parameter	UOM	FY 2021-22	FY 2020-21
NOx –Cement Plant	mg/Nm3	Min 46 Max 550	Min 65 Max 560
SOx –Cement Plant	mg/Nm3	Min 35 Max 57	Min 14 Max 59
Particulate matter (PM) <150 (are units of 150 - µg/m3) –Cement Plant	mg/Nm3	Min 17 Max 29	Min 20 Max 26
NOx -CPP	mg/Nm3	Max 257 Min 73	Max 240 Min 63
SOx -CPP	mg/Nm3	Max 247 Min 71	Max 444 Min 90
Particulate matter (PM) <150 (are units of 150 - µg/m3) CPP	mg/Nm3	Max 29 Min 21	Max 26 Min 18
Persistent organic pollutants (POP)		Not Applicable	Not Applicable
Volatile organic compounds (VOC)		Not Applicable	Not Applicable
Hazardous air pollutants (HAP)		Not Applicable	Not Applicable
Others –Carbon Monoxide		Not Applicable	Not Applicable

Data represent here is group emissions in totality considering all the units.

**Note: Indicate if any independent assessment/evaluation/assurance has been carried out by an external agency? (Y/N) If yes, name of the external agency.**

No

Meter/Inspection readings are recorded and monitored by respective PCBs but the data has not been assured by any external agency.

6. Provide details of greenhouse gas emissions (Scope 1 and Scope 2 emissions) & its intensity, in the following format:

Parameter	Unit	FY 2021-22	FY 2020-2021
<b>Total Scope 1 emissions</b> (Break-up of the GHG into CO2, CH4, N2O, HFCs, PFCs, SF6, NF3, if available)	Metric tonnes of CO2 equivalent	81,09,723	74,61,451
<b>Total Scope 2 emissions</b> (Break-up of the GHG into CO2, CH4, N2O, HFCs, PFCs, SF6, NF3, if available)	Metric tonnes of CO2 equivalent	1,15,683	<b>90,354</b>
<b>Total Scope 1 and Scope 2 emissions per rupee of turnover</b>	(MTCO2e/ Cr. turnover)	1,368.48	<b>1,424.04</b>
Total Scope 1 and Scope 2 emission intensity (optional) – the relevant metric may be selected by the entity		-	-

**Note: Indicate if any independent assessment/evaluation/assurance has been carried out by an external agency? (Y/N) If yes, name of the external agency.**

Yes

The data has been verified by CII-CESD.

## 7. Does the entity have any project related to reducing Green House Gas emission? If Yes, then provide details.

Even before de-carbonisation had become as imperative as it is today, Ramco has begun the journey in harnessing green power as early as 1992-93 which has become a critical part of our organisation now. What began as 4 MW, has now reached a capacity of 165.79 MW, including the subsidiary.

Additionally, we have been taking steady measures across our operations for the reduction of emissions which includes periodic energy audits, implementation of waste heat recovery systems, etc.

## 8. Provide details related to waste management by the entity:

Parameter	FY 2021-22	FY 2020-21	
<b>Total Waste generated (in metric tonnes)</b>			
Plastic waste (A) (Liner, Plastic carboys, Buckets, Drums, etc.)	162.12	127.72	Co-processed in the cement kiln
E-waste (B)	15.82	8.96	Sold to authorised recyclers
Bio-medical waste (C)	0.30	0.30	
Battery waste (D)	722.00	365.81	
Other Hazardous waste (E)	34.66	51.81	
Other Non-hazardous waste generated (F).	8,856.68	5,771.88	Sold to recyclers.
Ash from Captive Power Plant (G)	1,14,295.16	52,687.38	Used in cement production as an additive
<b>Total (A+B+C+D+E+F+G)</b>	<b>1,24,086.74</b>	<b>59,013.86</b>	

**For each category of waste generated, total waste recovered through recycling, re-using or other recovery operations**

Category of waste	FY 2021-22	FY 2020-21
(i) Recycled	Dust collected from cement plant pollution control equipment – recycled in the respective system	Dust collected from cement plant pollution control equipment – recycled in the respective system
(ii) Re-used	Sludge collected from Sewage Treatment Plant -used as manure	Sludge collected from Sewage Treatment Plant -used as manure
(iii) Other recovery operations	Fly ash generated from TPP - used in cement manufacturing	Fly ash generated from TPP - used in cement manufacturing

**For each category of waste generated, total waste disposed by nature of disposal method**

Category of waste	FY 2021-22	FY 2020-21
(i) Incineration	Plastic waste collected from colony & plant - Co-processed in cement kilns	Dust collected from cement plant pollution control equipment – recycled in the respective system
(ii) Landfilling	Bottom Ash from TPP - is being used as admixture for concrete pavements and filling of low laying areas	Sludge collected from Sewage Treatment Plant -used as manure
(iii) Other disposal operations	Battery waste – disposed to authorized vendor, on buy-back basis. HDPE waste – disposed to the vendor. Bio-medical waste – disposed to PCB authorized agency	HDPE waste – disposed to the vendor. Bio-medical waste – disposed to PCB authorized agency

**Note: Indicate if any independent assessment/evaluation/assurance has been carried out by an external agency? (Y/N) If yes, name of the external agency.**

No



Meter/Inspection readings are recorded and monitored by respective PCBs but the data has not been assured by any external agency.

9. Briefly describe the waste management practices adopted in your establishments. Describe the strategy adopted by your company to reduce usage of hazardous and toxic chemicals in your products and processes and the practices adopted to manage such wastes.

Type of waste	Disposal practice
Dust collected from cement plant pollution control equipment	Being totally recycled/re-utilised in the respective circuits to make it as a part of the product of the respective section
Bottom Ash from TPP	Being used as admixture for concrete pavements and filling of low laying areas.
Fly ash generated from TPP	Being used in cement plant.
Sludge Top & Bottom Layers collected from TPP ETP	Being used as manure in greenbelt activities, in place of chemical fertilisers.
Sludge collected from Sewage Treatment Plant	Being used as manure in greenbelt activities, in place of chemical fertilisers.
Colony garbage	By Vermi-composting and compost is being used for greenbelt activities as manure, in place of chemical fertilizers.
Kitchen waste from colony	Kitchen waste is being composted in bio-gas plant. The generated bio-gas is used in industrial canteen, to partially replace the consumption of LPG.
MS scrap	Being sold to local vendors.
E-waste	Being disposed to PCB authorised agencies.
Hazardous waste – Waste oil	Waste oil are sold to Pollution control board authorized Recycler.
Hazardous waste – Used hi-chrome grinding media	Used hi-chrome grinding media is used as makeup for counter weights and is being disposed to authorized agencies.
Hazardous waste – waste lead acid batteries	Waste lead acid batteries are being disposed to the supplier on exchange basis.
Plastic waste	Being co-processed in the kilns.
HDPE waste	Being sold to local vendors.
Bio-medical waste	Operating Occupational Health Centre (OHC) to provide basic first aid facilities within the premises. Bio-medical waste from this OHC is being regularly collected by Pollution control board authorized agent for onward treatment.

10. If the entity has operations/offices in/around ecologically sensitive areas (such as national parks, wildlife sanctuaries, biosphere reserves, wetlands, biodiversity hotspots, forests, coastal regulation zones etc.) where environmental approvals/clearances are required, please specify details in the following format:

S. No.	Location of operations/offices	Type of operations	Whether the conditions of environmental approval/clearance are being complied with? (Y/N) If no, the reasons thereof and corrective action taken, if any.
Not Applicable, None of our operations are in Ecologically sensitive areas.			

11. Details of environmental impact assessments of projects undertaken by the entity based on applicable laws, in the current financial year:

Name and brief details of project	EIA Notification No.	Date	Whether conducted by independent external agency (Yes/No)	Results communicated in public domain (Yes/No)	Relevant Web Link
Expansion of Reddipalayam limestone mine from 1.7 to 3.0 MTPA	EIA Notification, 2006, vide number S.O.1533 (E) and its amendments thereof	12.08.2021	Yes EIA study conducted by ABC Techno labs India private Ltd.	No	-
Modernisation & expansion of Ramasamy Raja Nagar cement plant capacity from 2.0 to 2.7MTPA	EIA Notification, 2006, vide number S.O.1533 (E) and its amendments thereof	16.06.2021	Yes EIA study conducted by ABC Techno labs India private Ltd.	Yes. Through print media.	-

Name and brief details of project	EIA Notification No.	Date	Whether conducted by independent external agency (Yes/No)	Results communicated in public domain (Yes/No)	Relevant Web Link
Proposed addition of 3rd packer along with 2 Nos.of cement silos in Salem grinding unit	EIA Notification, 2006, vide number S.O.1533 (E) and its amendments thereof .	30.11.2021	Yes. No Increase in Pollution load calculated by ABC Techno Labs India private Ltd.	-	-
Proposed Addition of Standby Crusher in Ariyalur Cement Plant with Addition & Upgradation of APC Measures to Control Fugitive Emissions	EIA Notification, 2006, vide number S.O.1533 (E) and its amendments thereof	30.11.2021	Yes. No Increase in Pollution load calculated by ABC Techno Labs India private Ltd	-	-
Jayanthipuram South band expansion of Limestone Mine	EIA Notification, 2006, vide number S.O.1533 (E) and its amendments thereof	20.01.2021	Yes. EIA study done by M/s. ABC Techno Labs India private Ltd.	Yes. Through print media.	-
Ravirala Limestone Mine expansion project	EIA Notification, 2006, vide number S.O.1533 (E) and its amendments thereof	5.10.2021	Yes, EIA study done by M/s Creative Engineers.	Yes. Through print media.	-

12. Is the entity compliant with the applicable environmental law/regulations/guidelines in India; such as the Water (Prevention and Control of Pollution) Act, Air (Prevention and Control of Pollution) Act, Environment protection act and rules thereunder (Y/N). If not, provide details of all such non-compliances:

S. No.	Specify the law/regulation/ guidelines which was not complied with	Provide details of the noncompliance	Any fines/penalties/action taken by regulatory agencies such as pollution control boards or by courts	Corrective action taken, if any
	Compliant With all the relevant regulations			

## LEADERSHIP INDICATORS

1. Provide break-up of the total energy consumed (in Gigajoules) from renewable and non-renewable sources:

Parameter	FY 2021-22	FY 2020-21
<b>From renewable sources</b>		
Total electricity consumption (A) (GJ)	1,05,058	83,169
Total fuel consumption (B) (GJ)	3,14,957	9,101
Energy consumption through other sources (C)	-	-
<b>Total energy consumed from renewable sources (A+B+C)</b>	<b>4,20,015</b>	<b>92,270</b>
<b>From non-renewable sources</b>		
Total electricity consumption (D) (GJ)	30,79,195	29,02,804
Total fuel consumption (E) (GJ)	2,59,61,859	2,22,09,263
Energy consumption through other sources (F) (GJ)	-	-
<b>Total energy consumed from non-renewable sources (D+E+F)</b>	<b>2,90,41,054</b>	<b>2,51,12,067</b>

**Note:** Indicate if any independent assessment/evaluation/assurance has been carried out by an external agency? (Y/N) If yes, name of the external agency.

Yes

The data has been verified by CII-CESD.

## 2. Provide the following details related to water discharged:

Parameter	FY 2021-22	FY 2020-21
<b>Water discharge by destination and level of treatment (in kilolitres)</b>		
(i) To Surface water	Not Applicable	Not Applicable
- No treatment		
- With treatment – please specify level of treatment		
(ii) To Groundwater	Not Applicable	Not Applicable
- No treatment		
- With treatment – please specify level of treatment		
(iii) To Seawater	Not Applicable	Not Applicable
- No treatment		
- With treatment – please specify level of treatment		
(iv) Sent to third-parties	Not Applicable	Not Applicable
- No treatment		
- With treatment – please specify level of treatment		
(v) Others	Not Applicable	Not Applicable
- No treatment		
- With treatment – please specify level of treatment		
<b>Total water discharged (in kilolitres)</b>		

**Note: Indicate if any independent assessment/evaluation/assurance has been carried out by an external agency? (Y/N) If yes, name of the external agency.**

Not Applicable

## 3. Water withdrawal, consumption and discharge in areas of water stress (in kilolitres)

None of the manufacturing locations are in the water stressed locations and hence this section is not applicable.

**Note: Indicate if any independent assessment/evaluation/assurance has been carried out by an external agency? (Y/N) If yes, name of the external agency. –**

Not relevant as none of the areas where the operations are located is water stressed.

## 4. Please provide details of total Scope 3 emissions &amp; its intensity:

Parameter	Unit	FY 2021-22	FY 2020-21
Total Scope 3 emissions (Break-up of the GHG into CO <sub>2</sub> , CH <sub>4</sub> , N <sub>2</sub> O, HFCs, PFCs, SF <sub>6</sub> , NF <sub>3</sub> , if available)	Metric tonnes of CO <sub>2</sub> equivalent	-	-
Total Scope 3 emissions per rupee of turnover	Metric tonnes of CO <sub>2</sub> equivalent/ Rupee turnover	-	-
Total Scope 3 emission intensity (optional) – the relevant metric may be selected by the entity	Metric tonnes of CO <sub>2</sub> equivalent/ Product turnover	-	-

**Indicate if any independent assessment/evaluation/assurance has been carried out by an external agency? (Y/N) If yes, name of the external agency. –**

Not Applicable

## 5. With respect to the ecologically sensitive areas reported at Question 10 of Essential Indicators above, provide details of significant direct &amp; indirect impact of the entity on biodiversity in such areas along-with prevention and remediation activities.

Not Applicable

6. If the entity has undertaken any specific initiatives or used innovative technology or solutions to improve resource efficiency, or reduce impact due to emissions/effluent discharge/waste generated:

Sr. No.	Initiative undertaken	Details of the initiative (Web-link, if any, may be provided along-with summary)	Outcome of the initiative
1.	Replacement of water cooled condenser to Air cooled condenser for CPP (2X18 MW) in Alathiyur unit	<a href="https://tnpcb.gov.in/success-stories.php">https://tnpcb.gov.in/success-stories.php</a>	Reduction in raw water consumption by 90.76% (from 3843 KLD to 355 KLD) Effluent generation reduction by 78.08% (From 875 KLD to 193.5 KLD) Fuel consumption (coal) 3.5% reduction
2.	Initiative undertaken: Installation of Waste Heat Recovery Systems	--	10.97% of total power consumption is met through WHRS 2.05% equivalent of power consumption is saved by reducing the heat rate of captive thermal power plant.

7. Does the entity have a business continuity and disaster management plan? Give details in 100 words/web link.

Yes. all our Manufacturing units are having emergency plan where disaster management plan is in place. The plan is targeted to- contain the incident, minimize casualties and prevent further injuries, migratory measures, quick and streamlined relief and rescue operation without unnecessary delay, speed up restoration of normalcy and ensure each member of the emergency operation including response team and employees are aware of their role in emergency. It is critical also to ensure the site's management system is designed to manage these risks. This can be achieved by:

- Increasing awareness and ensuring all workers are aware of the hazards in their workplace.
- Identifying areas where there is uncertainty about safety. It's always good to wonder what if...
- Implementing controls to eliminate risk, or if elimination is not possible, reduce the risk to as low as is reasonably practicable.
- Monitoring implementation by inspecting & auditing controls to ensure they're working as expected.

With respect to Business continuity, we have adequate mines reserve to continue the business. All our manufacturing units as having Factory licence to operate business and being renewed.

8. Disclose any significant adverse impact to the environment, arising from the value chain of the entity. What mitigation or adaptation measures have been taken by the entity in this regard.

Value chain partners have not been assessed for environmental Impacts. This process will be initiated in the coming years.

9. Percentage of value chain partners (by value of business done with such partners) that were assessed for environmental impacts.

Value chain partners have not been assessed for environmental Impacts. This process will be initiated in the coming years.

**Principle 7: Businesses, when engaging in influencing public and regulatory policy, should do so in a manner that is responsible and transparent**

**ESSENTIAL INDICATORS**

1. a. Number of affiliations with trade and industry chambers/associations.  
8 Nos.
- b. List the top 10 trade and industry chambers/associations (determined based on the total members of such body) the entity is a member of/affiliated to.

S. No.	Name of the trade and industry chambers/associations	Reach of trade and industry chambers/associations (State/National)
1	Bureau of Energy Efficiency	National
2	National council for cement and building materials	National
3	Confederation of indian industry	National
4	Federation of indian chamber of commerce and industry	National
5	Cement manufacturers association	National
6	Indian wind power association	National
7	The Madras chamber of commerce	State
8	Madras management association	State

2. Provide details of corrective action taken or underway on any issues related to anticompetitive conduct by the entity, based on adverse orders from regulatory authorities.

Name of Authority	Brief of case	Corrective Action Taken
Competition Commission of India	<p>Based on a complaint filed by Builders Association of India in 2006, Competition Commission of India (CCI) vide its order dated 20-06-2012, had held that leading cement companies, including The Ramco Cements Limited and Cement Manufacturers Association (CMA) had contravened the provisions of Section 3(1) read with Sections 3(3) (a) and 3(3)(b) of the Competition Act, 2002 and imposed penalties of which the penalty for The Ramco Cements Limited was ₹ 258.63 crores. The cement companies appealed to Competition Appellate Tribunal (COMPAT) against the order of CCI. COMPAT referred back the matter to CCI for fresh adjudication. CCI held the cement companies liable for cartelisation vide its order dated 31-08-2016, which was in substantial part, a reiteration of its earlier order dated 20-06-2012. The Company filed an appeal against the order of CCI before the Competition Appellate Tribunal (COMPAT), New Delhi and obtained an interim order on 28-11-2016, wherein the Company had been directed to deposit 10% of the penalty amount in the Registry of COMPAT in the form of Fixed Deposit within 60 days thereof. Accordingly, the amount of ₹ 25.86 crores has been so deposited on 30-11-2016. The Company filed a civil appeal before the Honourable Supreme Court of India and obtained stay of the proceedings before COMPAT. In the meanwhile, Government of India had abolished COMPAT and transferred all pending cases to National Company Law Appellate Tribunal (NCLAT), New Delhi.</p> <p>NCLAT, vide its judgement dated 25-07-2018, had dismissed the Company's appeal along with the appeals of other cement companies against the order of CCI. The Company had appealed to Supreme Court against the order of NCLAT. The Honourable Supreme Court of India on 05-10-2018 admitted the appeal of the Company and other affected cement companies and ordered the continuation of interim orders that had been passed by NCLAT in these cases.</p> <p>Accordingly, the Company had deposited with NCLAT, 10% of the amount imposed as penalty [10% of ₹ 258.63 crores (i.e) ₹ 25.86 crores].</p>	The proceedings are ongoing.

## LEADERSHIP INDICATORS

### 1. Details of public policy positions advocated by the entity

Ramco cements regularly interacts and engages with Government bodies, regulators, legislative bodies etc. Ramco understands its responsibilities to operate within the democratic setup and constitutional framework.

Ramco being one of leading manufacturer of cements in India, strives to be a part of chambers and associations. Company make recommendations/representations before Government bodies, regulators, legislative bodies, chambers and associations for advancement and improvement of Cement business in India. The representatives of the Company, upon invitation, participate and play active role on associations constituted for development and representation of Cement industries.

Company ensures constancy of its public communications, disclosures with the Code of Conduct and the principles as outline in the relevant regulatory framework.

The Company shall promote consensus, co-operations, compliances, persuasion, and meaningful discussions instead of conflict on policy and regulatory matters.

Company believes that policy advocacy must preserve and expand public good and thus shall never advocate any policy change to benefit itself alone or a select few in a partisan manner.

**Principle 8: Businesses Should Promote Inclusive Growth And Equitable Development****ESSENTIAL INDICATORS**

1. Details of Social Impact Assessments (SIA) of projects undertaken by the entity based on applicable laws, in the current financial year.

Name and brief details of project	SIA Notification No.	Date of notification	Whether conducted by independent external agency (Yes/No)	Results communicated in public domain (Yes/No)	Relevant Web link
Gramalaya SMART toilet project : - 70 toilets were built at the Erunagalakurichi village in Ariyalur district to address open defecation and poor sanitation. The project also involved community awareness building and group formation to create ownership. The community were sensitized towards safe and healthy lifestyle practices to bring about a behavioral change.	MCA notification - G.S.R. 40 ; Certificate number : SIA 1002	22/01/21	yes	yes	<a href="http://www.ramcocements.in/sustainability-reports.aspx">http://www.ramcocements.in/sustainability-reports.aspx</a>

2. Provide information on project(s) for which ongoing Rehabilitation and Resettlement (R&R) is being undertaken by your entity, in the following format:

S. No.	Name of Project for which R&R is ongoing	State	District	No. of Project Affected Families (PAFs)	% of PAFs covered by R&R	Amounts paid to PAFs in the FY (In INR)
Not Applicable						

3. Describe the mechanisms to receive and redress grievances of the community.

All the units have a designated CSR team to interact with the community at large and address any grievances by planning projects towards the same. The teams have a good rapport with all stakeholders like the community, district administration & political parties and work towards finding the best solution.

4. Percentage of input material (inputs to total inputs by value) sourced from suppliers

	FY 2021-22	FY20-21
Directly sourced from MSMEs/small producers	-	-
Sourced directly from within the district and neighbouring districts	-	-

**LEADERSHIP INDICATORS**

1. Provide details of actions taken to mitigate any negative social impacts identified in the Social Impact Assessments (Reference: Question 1 of Essential Indicators above):

Details of negative social impact identified	Corrective action taken
None - The project impact was positive and achieved deliverables including a behavioral change among the community.	The feedback from the impact assessment involved rewarding the best maintained toilet and regular meetings between the CSR team and the Community groups. Both these recommendations were escalated to the Unit's CSR team and adopted.

2. Provide the following information on CSR projects undertaken by your entity in designated aspirational districts as identified by government bodies:

S.No.	State	Aspirational District	Amount spent (In INR)
1	Tamil Nadu	Virudhunagar	₹ 444 lakhs
2	Andhra Pradesh	Vizag	₹ 80 lakh

3. (a) Do you have a preferential procurement policy where you give preference to purchase from suppliers comprising marginalized/vulnerable groups? (Yes/No)

No such preferential procurement policy exists as of now.

- (b) From which marginalized/vulnerable groups do you procure?

Not Applicable

- (c) What percentage of total procurement (by value) does it constitute?

Not Applicable

4. Details of the benefits derived and shared from the intellectual properties owned or acquired by your entity (in the current financial year), based on traditional knowledge:

S.No.	Intellectual Property based on traditional knowledge	Owned/ Acquired (Yes/No)	Benefit shared (Yes/No)	Basis of calculating benefit share
		Not Applicable		

5. Details of corrective actions taken or underway, based on any adverse order in intellectual property related disputes wherein usage of traditional knowledge is involved.

Name of Authority	Brief of the Case	Corrective action taken
	Not Applicable	

6. Details of beneficiaries of CSR Projects:

S. No.	CSR Project	No. of persons benefitted from CSR Projects	% of beneficiaries from vulnerable and marginalized groups
1	Enabling access to safe drinking water to villages by establishing borwells, tanks, pipeline and R.O Plants	> 25,000 beneficiaries	100% - Rural population
2	Promotion of Sanitation and hygiene: Gramalaya SMART toilet project.	100 families - Direct beneficiaries + Behavioral change at community level	100% - Rural population
3	Infrastructure support to Schools towards creating a better learning space for Children : Classrooms, labs, toilets etc.	1000 Students	100% - reducing inequality in education
4	Enhancing the vocational skills of women to empower them towards a livelihood and financial stability - tailoring classes + Embroidery workshops	500 women	100%
5	Masterplan preparation of Rajapalayam LPA towards fulfilling the vision for a sustainable future : Townplanning project.	1,30,000 people.	60% women, children, elderly and socially & economically backward
6	Enabling oxygen supply to hospitals for treatment of Covid – 19 by setting up oxygen plants	200 people/day	100% - The oxygen plants are set up at government hospitals
7	Reaching out to the community - distribution of Covid relief kits ( Ration + essentials)	7000 beneficiaries	100%

During the year under review, the Company has spent ₹ 18.29 crores towards its CSR. The details of project-wise amount spent has been provided as Annexure-6 to the Board's Report.

**Principle 9: Businesses Should Engage With And Provide Value To Their Consumers In A Responsible Manner**

1. Describe the mechanisms in place to receive and respond to consumer complaints and feedback.

The Company is educating all construction professionals – Masons, Architects, Contractors, Engineers – through its awareness/promotional programs. All the complaints were resolved during the year and no customer complaints were pending at the end of the year.

The Company carries out consumer surveys/consumer satisfaction trends, through interaction with end users and the information is utilised to improve the business operations/services.

2. Turnover of products and/services as a percentage of turnover from all products/service that carry information about:

Particulars	As a percentage to total turnover
Environmental and social parameters relevant to the product	The organization has put in place plan of action to incorporate these aspects as a part of labelling/product information over short to medium term as a part of corporate sustainability strategy
Safe and responsible usage	The organization has put in place plan of action to incorporate these aspects as a part of labelling/product information over short to medium term as a part of corporate sustainability strategy
Recycling and/or safe disposal	The organization has put in place plan of action to incorporate these aspects as a part of labelling/product information over short to medium term as a part of corporate sustainability strategy

3. Number of consumer complaints in respect of the following:

Particulars	FY 2021-22		Remarks	FY 2020-21		Remarks
	Received during the year	Pending resolution at end of year		Received during the year	Pending resolution at end of year	
Data privacy	-	-		-	-	
Advertising	-	-		-	-	
Cyber-security	-	-		-	-	
Delivery of essential services	-	-		-	-	
Restrictive Trade Practices	-	-		-	-	
Unfair Trade Practices	-	-		-	-	

4. Details of instances of product recalls on account of safety issues:

	Number	Reasons for recall
Voluntary recalls	Not applicable	Not applicable
Forced recalls	Not applicable	Not applicable

5. Does the entity have a framework/policy on cyber security and risks related to data privacy? (Yes/No) If available, provide a web-link of the policy.

Ramco has an internal framework to manage the risks related to cyber security. This will be made a full fledged policy and made available in the subsequent reporting years.

6. Provide details of any corrective actions taken or underway on issues relating to advertising, and delivery of essential services; cyber security and data privacy of customers; re-occurrence of instances of product recalls; penalty/action taken by regulatory authorities on safety of products/services.

In order to minimize the impact of cyber-attacks on our business, Ramco Cements has installed firewalls and threat monitoring systems with immediate response capabilities to mitigate identified threats. We also maintain system for the control and reporting of access to our critical IT system, which is subjected to periodical testing of access controls.

**LEADERSHIP INDICATORS**

1. Channels/platforms where information on products and services of the entity can be accessed (provide web link, if available).

Ramco provides information about the product and services through its Website, News Paper/TV advertisements, Facebook and Instagram. Primary source of the information is our corporate website which can be accessed on <https://www.ramcocements.in>



2. Steps taken to inform and educate consumers about safe and responsible usage of products and/or services.

Information regarding usage of product and end use applications are given in the respective Product catalogue, Website of the Company, etc. The information on proper usage of products is provided with live demonstrations to Masons, Architects and Distributors in Knowledge Centre set up.

3. Mechanisms in place to inform consumers of any risk of disruption/discontinuation of essential services.

The products and services offered by Ramco cements does not constitute in the category of essential services and hence this disclosure is not applicable.

4. Does the entity display product information on the product over and above what is mandated as per local laws? (Yes/No/Not Applicable) If yes, provide details in brief. Did your entity carry out any survey with regard to consumer satisfaction relating to the major products/services of the entity, significant locations of operation of the entity or the entity as a whole? (Yes/No)

The required information are given on all the products of the Company as required by the applicable laws. For some products, information over and above the mandated requirement is also provided. Customer satisfaction survey and the feedback is a continuous process as the distributors are in constant touch with the customers to ensure that this is communicated transparently across the value chain.

5. Provide the following information relating to data breaches:

- a. Number of instances of data breaches along-with impact
- b. Percentage of data breaches involving personally identifiable information of customers

No instances of data breach in the FY 2021-22.

**SEPARATE**  
**FINANCIAL STATEMENTS**

# Independent Auditor's Report

To the Members of THE RAMCO CEMENTS LIMITED

## Report on the Audit of the Separate Financial Statements Opinion

We have audited the Separate Financial Statements of THE RAMCO CEMENTS LIMITED ("the Company"), which comprise the Separate balance sheet as at 31<sup>st</sup> March 2022, and the Separate Statement of Profit and Loss, the Separate Statement of changes in Equity and the Separate Statement of cash flows for the year ended on that date, and notes to the Separate Financial Statements, including a summary of significant accounting policies and other explanatory information (herein after referred to as "the Separate Financial Statements")

In our opinion and to the best of our information and according to the explanations given to us, the aforesaid Separate Financial Statements give the information required by the Companies Act 2013 ("the Act") in the manner so required and give a true and fair view in conformity with the accounting principles generally accepted in India, of the state of affairs of the Company as at 31<sup>st</sup> March 2022, and the profit and total comprehensive income, changes in equity and its cash flows for the year ended on that date.

## Basis for Opinion

We conducted our audit in accordance with the Standards on Auditing (SAs) specified under section 143(10) of the Companies

Act, 2013. Our responsibilities under those Standards are further described in the *Auditor's Responsibilities for the Audit of the Separate Financial Statements* section of our report. We are independent of the Company in accordance with the *Code of Ethics* issued by the Institute of Chartered Accountants of India together with the ethical requirements that are relevant to our audit of the Separate Financial Statements under the provisions of the Companies Act, 2013 and the Rules there under, and we have fulfilled our other ethical responsibilities in accordance with these requirements and the Code of Ethics. We believe that the audit evidence we have obtained is sufficient and appropriate to provide a basis for our opinion.

## Key Audit Matters

Key audit matters are those matters that, in our professional judgment, were of most significance in our audit of the Separate Financial Statements of the current period. These matters were addressed in the context of our audit of the Separate Financial Statements as a whole, and in forming our opinion thereon, and we do not provide a separate opinion on these matters. We have determined the matters described below to be the key audit matters to be communicated in our report.

S. No.	Key Audit Matter	Auditor's Response
1	<p><b>Recognition and measurement of deferred taxes</b></p> <p>The recognition and measurement of deferred tax items requires determination of differences between the recognition and the measurement of assets, liabilities, income and expenses in accordance with the Income Tax Act and other applicable tax laws including application of ICDS and financial reporting in accordance with Ind AS.</p> <p>Assessment of Deferred Tax Assets is done by the management at the close of each financial year taking into account forecasts of future taxable results.</p> <p>We have considered the assessment of deferred tax liabilities and assets as a key matter due to the importance of management's estimation and judgment and the materiality of amounts.</p> <p><b>(Refer to Note No. 4.4.4, 4.4.5, 4.4.6 and 4.4.7 to the Separate Financial Statements)</b></p>	<p><b>Principal Audit Procedures</b></p> <p>The key matter was addressed by performing audit procedures which involved assessment of underlying process and evaluation of internal financial controls with respect to measurement of deferred tax and re-performance of calculations and assessment of the items leading to recognition of deferred tax in light of prevailing tax laws and applicable financial reporting standards.</p> <p>Furthermore we assessed the adequacy and appropriateness of the disclosures in the Separate Financial Statements.</p>

S. No.	Key Audit Matter	Auditor's Response
2	<p><b>Evaluation of uncertain Tax Position / Contingent liabilities</b></p> <p>The Company has material uncertain tax position in respect of possible or actual taxation disputes, litigations, claims and other contingent liabilities. The provisions are estimated using a significant degree of management judgment in interpreting the various relevant rules, regulations and practices and in considering precedents in various legal forums.</p> <p><b>(Refer to Note No. 49.2.1 to 49.2.22 to the Separate Financial Statements)</b></p>	<p><b>Principal Audit Procedures</b></p> <p>The Audit addressed this Key Audit Matter by assessing the adequacy of tax Provisions by reviewing the management's underlying assumptions in estimating the tax provisions and the possible outcome of the disputes. We reviewed the significant litigations and claims, and discussed with the Company's legal counsel, external advisors about their views regarding the likely outcome and magnitude of and exposure to relevant litigation and claims.</p> <p>We also reviewed to relevant judgments and the opinions given by the Company's advisers, which were relied on by the management for such claims.</p> <p>Furthermore we assessed the adequacy and appropriateness of the disclosures in the Separate Financial Statements.</p>
3	<p><b>Disputes and potential litigations</b></p> <p>The Competition Commission of India (CCI) vide its order dated 31<sup>st</sup> August 2016 had imposed a penalty of ₹ 258.63 Crores on the Company towards alleged cartelisation. The Company's appeal along with other cement companies had been dismissed by NCLAT vide its order dated 25<sup>th</sup> July 2018. Against the order, the Company appealed to the Hon'ble Supreme Court, which by its order dated 05<sup>th</sup> October 2018 admitted the appeal and directed to continue the interim order passed by NCLAT. Accordingly, the Company has re-deposited ₹ 25.86 Crores being 10% of the penalty. The Company, backed by legal opinion, believes that it has a good case and hence no provision is made. Management Judgment is involved in considering the probability of the claim being successful and we have accordingly designated this as a focus area of the audit.</p> <p><b>(Refer to Note No. 49.2.6 to the Separate Financial Statements)</b></p>	<p><b>Principal Audit Procedures</b></p> <p>In response to the risk of completeness of the disclosures and probability of claim being successful, we reviewed the legal advice obtained by the management from external legal advisor. We discussed the case with Management and reviewed the related documents. We also reviewed the stand taken by other companies in the cement industry who are all also involved in this issue. We reviewed the disclosures for completeness based on our audit procedures.</p>
4	<p><b>Existence and impairment of Trade Receivables</b></p> <p>Trade Receivables are significant to the Company's Financial Statements. The collectability of trade receivables is a key element of the Company's working capital management, which is managed on an ongoing basis by its management. Due to the nature of the Business and the requirements of customers, various contract terms are in place, there is a risk that the carrying values may not be reflective of their recoverable amounts as at the reporting date, which would require an impairment provision. Where there are indicators of impairment, the Company undertakes assessment of the recoverability of the amounts. Given the magnitude and inherent uncertainty involved in the judgment, involved in estimating impairment assessment of trade receivables, we have identified this as a key audit matter.</p> <p><b>(Refer to Note No. 18 to the Separate Financial Statements)</b></p>	<p><b>Principal Audit Procedures</b></p> <p>We performed audit procedures on the assessment of trade receivables, which included substantive testing of revenue transactions, obtaining trade receivable external confirmations and testing the subsequent payments received. Assessing the impact of impairment on trade receivables requires judgment and we evaluated management's assumptions in determining the provision for impairment of trade receivables, by analyzing the ageing of receivables, assessing significant overdue individual trade receivables and specific local risks, combined with the legal documentations, where applicable.</p> <p>We also reviewed the system of obtaining monthly confirmation from the customers, which are kept in electronic mode by the Company. We tested the timing of revenue and trade receivables recognition based on the terms agreed with the customers. We also reviewed, on a sample basis, terms of the contract with the customers, invoices raised, etc., as a part of our audit procedures.</p> <p>Furthermore we assessed the adequacy and appropriateness of the disclosures in the Separate Financial Statements.</p>

S. No. Key Audit Matter	Auditor's Response
<p><b>5 Evaluation of Carrying value of Non-Current Investments</b></p> <p>The Company has Non-Current Investments in unlisted subsidiaries, associates and other companies, amounting to ₹ 83.79 crores as at 31<sup>st</sup> March 2022 which is 41.63% of the total non-current investments of the Company. The Company's investments in unlisted subsidiaries and associates are valued at Cost less any impairment. These investments are assessed for impairment when an indicator of impairment exists. The management assess annually the existence of impairment indicators of each unlisted investment and assessed that there is no impairment in the value of such investment as on Balance Sheet date. The processes and methodologies for valuation and identification of impairment in the value of investments of unlisted companies requires application of significant judgment by the Company. The judgment has to be made with respect to the timing, quantity and estimation of future discounted cash flows of the unlisted entities. It involves significant estimates and judgment by the management because of the inherent uncertainty involved in forecasting the investee's future performance and discounting future cash flows. We consider the valuation and assessment of impairment in value of such investments to be significant to the audit, because of the materiality of the value of investments in the separate financial statements of the Company and estimates and judgments involved in assessing the various unobservable valuation inputs like estimating the future cash flows. Accordingly, the valuation and assessment of impairment value in such investments of unlisted entities is determined to be key audit matter in our audit of the Separate Financial Statements.</p> <p><b>(Refer to Note No. 12 and 13 to the Separate Financial Statements)</b></p>	<p><b>Principal Audit Procedures</b></p> <p>We examined the policies and methodologies used by the management to estimate the carrying value of each investment.</p> <p>We evaluated the assessment techniques for the Forecasted future cash flows and revenue estimates used by the management to assess the future prospect of the investee companies.</p> <p>We examined the report of the valuation experts obtained by the management for the valuation of the business to assess the investment value in unlisted companies.</p> <p>We reviewed and compared the estimates made by the management with the externally available industry data.</p>

### Information Other than the Separate Financial Statements and Auditors' Report Thereon

The Company's Management and Board of Directors are responsible for the other information. The other information comprises the information included in the Company's annual report, Board's Report including Annexure to Board's Report, Business Responsibility Report, Corporate Governance and Report on CSR activities, and Shareholders information but does not include the Separate Financial Statements and our auditor's report thereon.

Our opinion on the Separate Financial Statements does not cover the other information and we do not express any form of assurance conclusion thereon.

In connection with our audit of the Separate Financial Statements, our responsibility is to read the other information and, in doing so, consider whether the other information is materially inconsistent with the Separate Financial Statements or our knowledge obtained during the course of our audit or otherwise appears to be materially misstated.

If, based on the work we have performed, we conclude that there is a material misstatement of this other information, we are required to report that fact. We have nothing to report in this regard.

### Management's Responsibility for the Separate Financial Statements

The Company's Management and Board of Directors are responsible for the matters stated in section 134(5) of the Act with respect to the preparation of these Separate Financial Statements that give a true and fair view of the state of affairs, profit or loss including other comprehensive income, changes in equity and cash flows of the Company in accordance with the Indian Accounting Standards (Ind AS) prescribed under Section 133 of Companies Act 2013 read with relevant rules issued there under and accounting principles generally accepted in India. This responsibility also includes maintenance of adequate accounting records in accordance with the provisions of the Act for safeguarding of the assets of the Company and for

preventing and detecting frauds and other irregularities; selection and application of appropriate accounting policies; making judgments and estimates that are reasonable and prudent; and design, implementation and maintenance of adequate internal financial controls, that were operating effectively for ensuring the accuracy and completeness of the accounting records, relevant to the preparation and presentation of the Separate Financial Statements that give a true and fair view and are free from material misstatement, whether due to fraud or error.

In preparing the Separate Financial Statements, Management and Board of Directors are responsible for assessing the Company's ability to continue as a going concern, disclosing, as applicable, matters related to going concern and using the going concern basis of accounting unless management either intends to liquidate the Company or to cease operations, or has no realistic alternative but to do so.

Those Board of Directors are also responsible for overseeing the Company's financial reporting process.

#### **Auditor's Responsibilities for the Audit of the Separate Financial Statements**

Our objectives are to obtain reasonable assurance about whether the Separate Financial Statements as a whole are free from material misstatement, whether due to fraud or error, and to issue an auditor's report that includes our opinion. Reasonable assurance is a high level of assurance, but is not a guarantee that an audit conducted in accordance with SAs will always detect a material misstatement when it exists. Misstatements can arise from fraud or error and are considered material if, individually or in the aggregate, they could reasonably be expected to influence the economic decisions of users taken on the basis of these Separate Financial Statements.

As part of an audit in accordance with SAs, we exercise professional judgment and maintain professional skepticism throughout the audit. We also:

- Identify and assess the risks of material misstatement of the Separate Financial Statements, whether due to fraud or error, design and perform audit procedures responsive to those risks, and obtain audit evidence that is sufficient and appropriate to provide a basis for our opinion. The risk of not detecting a material misstatement resulting from fraud is higher than for one resulting from error, as fraud may involve collusion, forgery, intentional omissions, misrepresentations, or the override of internal control.
- Obtain an understanding of internal controls relevant to the audit in order to design audit procedures that are appropriate in the circumstances. Under section 143(3) (i) of the Companies Act, 2013, we are also responsible for expressing our opinion on whether the Company has adequate internal financial controls with reference to Separate Financial Statements in place and the operating effectiveness of such controls.

- Evaluate the appropriateness of accounting policies used and the reasonableness of accounting estimates and related disclosures made by management.
- Conclude on the appropriateness of management's use of the going concern basis of accounting and, based on the audit evidence obtained, whether a material uncertainty exists related to events or conditions that may cast significant doubt on the Company's ability to continue as a going concern. If we conclude that a material uncertainty exists, we are required to draw attention in our auditor's report to the related disclosures in the Separate Financial Statements or, if such disclosures are inadequate, to modify our opinion. Our conclusions are based on the audit evidence obtained up to the date of our auditor's report. However, future events or conditions may cause the Company to cease to continue as a going concern.
- Evaluate the overall presentation, structure and content of the Separate Financial Statements, including the disclosures, and whether the Separate Financial Statements represent the underlying transactions and events in a manner that achieves fair presentation.

Materiality is the magnitude of misstatements in the separate Financial Statements that, individually or in aggregate, makes it probable that the economic decisions of a reasonably knowledgeable user of the Separate Financial Statements may be influenced. We consider quantitative materiality and qualitative factors in (i) planning the scope of our audit work and in evaluating the results of our work; and (ii) to evaluate the effect of any identified misstatements in the Separate Financial Statements.

We communicate with those charged with governance regarding, among other matters, the planned scope and timing of the audit and significant audit findings, including any significant deficiencies in internal control that we identify during our audit.

We also provide those charged with governance with a statement that we have complied with relevant ethical requirements regarding independence, and to communicate with them all relationships and other matters that may reasonably be thought to bear on our independence, and where applicable, related safeguards.

From the matters communicated with those charged with governance, we determine those matters that were of most significance in the audit of the Separate Financial Statements of the current period and are therefore the key audit matters. We describe these matters in our auditor's report unless law or regulation precludes public disclosure about the matter or when, in extremely rare circumstances, we determine that a matter should not be communicated in our report because the adverse consequences of doing so would reasonably be expected to outweigh the public interest benefits of such communication.

## Other Matters

The Separate Financial Statements includes financial performance of a foreign branch which reflects total assets of ₹ 1.13 Crores, total revenue of ₹ 0.27 Crores and net cash inflow amounting to ₹ 0.10 Crores for the year ended on 31<sup>st</sup> March 2022, which was audited by independent auditors in accordance with the regulations of that country and whose report has been furnished to us and has been considered in the Separate Financial Statements solely based on such audited Financial Statements. The operations of the Foreign Branch in Sri Lanka are closed with effect from 27<sup>th</sup> July 2021 and the completion of winding up activities is in progress. The Management has assessed that, there is no material impact on the Financial Statements on account of the winding up of the branch. (Refer to Note No. 66 to the Separate Financial Statements).

Our opinion is not modified in respect of these matters.

## Report on Other Legal and Regulatory Requirements

As required by the Companies (Auditor's Report) Order, 2020 ("the Order"), issued by the Central Government of India in terms of sub-section (11) of section 143 of the Companies Act, 2013, we give in the Annexure A, a statement on the matters specified in paragraphs 3 and 4 of the Order, to the extent applicable.

As required by Section 143(3) of the Act, we report that:

- (a) We have sought and obtained all the information and explanations which to the best of our knowledge and belief were necessary for the purposes of our audit.
- (b) In our opinion, proper books of account as required by law have been kept by the Company so far as it appears from our examination of those books.
- (c) The reports on the accounts of the branch offices of the Company audited under Section 143(8) of the Act by branch auditors have been sent to us and have been properly dealt with by us in preparing this report.
- (d) The Separate Balance Sheet, the Separate Statement of Profit and Loss including Other Comprehensive Income, the Separate Statement of changes in equity and the Separate statement of Cash Flow dealt with by this Report are in agreement with the books of account.
- (e) In our opinion, the aforesaid Separate Financial Statements comply with the Indian Accounting Standards specified under Section 133 of the Act, read with Rule 7 of the Companies (Accounts) Rules, 2014.
- (f) On the basis of the written representations received from the directors as on 31<sup>st</sup> March, 2022 taken on record by the Board of Directors, none of the directors is disqualified as on 31<sup>st</sup> March, 2022 from being appointed as a director in terms of Section 164 (2) of the Act.

- (g) With respect to the adequacy of the internal financial controls over financial reporting of the Company and the operating effectiveness of such controls, refer to our Separate Report in "**Annexure B**". Our report expresses an unmodified opinion on the adequacy and operating effectiveness of the Company's internal financial control over financial reporting.
- (h) With respect to the other matters to be included in the Auditor's Report in accordance with the requirements of Section 197(16) of the Act, as amended.

In our opinion and to the best of our information and according to the explanations given to us, the remuneration paid by the Company to its directors during the year is in accordance with the provisions of section 197 of the Act.

- (i) With respect to the other matters to be included in the Auditor's Report in accordance with Rule 11 of the Companies (Audit and Auditors) Rules, 2014, in our opinion and to the best of our information and according to the explanations given to us:
  - i. The Company has disclosed the details of the pending litigations and its impact on the financial position in its Separate Financial Statements have been disclosed in Note No. 49.2.1 to 49.2.22 of the Notes to the Separate Financial Statements for the year ended 31<sup>st</sup> March 2022.
  - ii. The Company did not have any long-term contracts including derivative contracts for which there were any material foreseeable losses.
  - iii. There has been no delay in transferring amounts, required to be transferred, to the Investor Education and Protection Fund by the Company.
  - iv. (a) The Management has represented that, to the best of its knowledge and belief, no funds have been advanced or loaned or invested (either from borrowed funds or share premium or any other sources or kind of funds) by the Company to or in any other persons or entities, including foreign entities ("Intermediaries"), with the understanding, whether recorded in writing or otherwise, that the Intermediary shall, directly or indirectly lend or invest in other persons or entities identified in any manner whatsoever ("Ultimate Beneficiaries") by or on behalf of the Company or provide any guarantee, security or the like on behalf of the Ultimate Beneficiaries.  
(b) The Management has represented that, to the best of its knowledge and belief, no funds have been received by the Company from any persons or entities, including foreign entities ("Funding Parties"), with the understanding,

whether recorded in writing or otherwise, that the Company shall directly or indirectly, lend or invest in other persons or entities identified in any manner whatsoever ("Ultimate Beneficiaries") by or on behalf of the Funding Parties or provide any guarantee, security or the like on behalf of the Ultimate Beneficiaries.

- (c) Based on the audit procedures performed that have been considered reasonable and appropriate in the circumstances, nothing has come to our notice that has caused us to believe

that the representations under sub-clause (i) and (ii) of Rule 11(e), as provide under (a) and (b) above, contain any material misstatement.

- v. The Company has not paid any dividend during the year. As stated in Note No. 63 to the Separate Financial Statements, the Board of Directors of the Company have proposed final dividend for the current year which is subject to the approval of the members at the ensuing Annual General Meeting. The dividend declared is in accordance with section 123 of the Act to the extent it applies to declaration of dividend.

For **SRSV & ASSOCIATES**

Chartered Accountants

Firm Registration No.: 015041S

**G. CHELLA KRISHNA**

Partner

Membership No.: 210474

UDIN: 22210474AJKYFO1723

Place: Chennai

Date: 23<sup>rd</sup> May 2022

For **RAMAKRISHNA RAJA AND CO**

Chartered Accountants

Firm Registration No.: 005333S

**M. VIJAYAN**

Partner

Membership No.: 026972

UDIN: 22026972AJKTEF2440



## “Annexure A” to the Independent Auditor’s Report

With reference to the Annexure A referred to in the Independent Auditor’s Report to the members of Company on the Separate Financial Statements for the year ended 31<sup>st</sup> March 2022, we report the following:

- (i) (a) A. The Company has maintained proper records showing full particulars, including quantitative details and situation of fixed assets.
- B. The Company has maintained proper records showing full particulars of intangible assets.
- (b) As explained to us, all the fixed assets have been physically verified by the management in a phased periodical manner, which in our opinion is reasonable, having regard to the size of the Company and nature of its assets. According to the information and explanations given to us, no material discrepancies were noticed on such physical verification.
- (c) According to the information and explanation given to us and on the basis of the verification of the records of the Company the title deeds of immovable properties of the Company are held in the name of the Company.

In respect of immovable properties taken on lease and disclosed as right-of-use assets in the Separate Financial Statements, the lease agreements are in the name of Company.

- (iii) (a) The Company has made investments in / provided guarantee / granted loans / advances in the nature of loans during the year, details of which are given below:

Particulars	₹ in Crores		
	Investments	Guarantees	Loans
<b>Aggregate amount granted during the year</b>			
(i) Subsidiaries & Associates	0.43	-	36.92
(ii) Other Companies	-	-	-
(iii) Others	-	-	20.66
<b>Balance outstanding as at Balance Sheet date</b>			
(i) Subsidiaries & Associates	173.47	-	78.50
(ii) Other Companies	27.02	-	-
(iii) Others	0.78	100.00	26.92

- (b) According to the information and explanations given to us and based on the audit procedures conducted by us, in our opinion, the investments made, guarantees provided, security given and the terms and conditions of the grant of all loans and advances in nature of loans and guarantees provided, prima facie, not prejudicial to the interest of the Company.
- (c) According to the information and explanations given to us and based on the audit procedures conducted by us, in our opinion, in respect of loans and advances in the nature of loans, where the schedule of repayment of principal and payment of interest has been stipulated, the repayments or receipts are regular.
- (d) According to the information and explanations given to us and based on the audit procedures conducted by us, the Company has not granted loans repayable on demand without specifying any terms or period of repayment.
- (iv) According to information and explanations given to us, the Company has complied with the provisions of Section 186 of the Act in relation to loans, guarantees provided and investments made.

- (v) In our opinion and according to the information and explanations given to us, the Company has not accepted any deposits or amounts which are deemed to be deposits during the year. Accordingly, reporting under this clause 3 (v) of the Order does not arise.
- (vi) The Central Government, under section 148 (1) of the Companies Act 2013 has specified maintenance of cost records and such accounts and records have been so made and maintained by the Company.
- (vii) (a) According to the records of the Company and information and explanations given to us, the Company is regular in depositing undisputed statutory dues including provident fund,

employees' state insurance, income-tax, duty of customs, duty of excise, goods and services tax, cess and any other statutory dues with the appropriate authorities. No undisputed amounts payable in respect of the above were in arrear as at 31<sup>st</sup> March 2022 for a period of more than six months from the date they become payable.

- (b) As at 31<sup>st</sup> March 2022, according to the records of the Company, the following are the particulars of the disputed dues on account of sales tax, income tax, customs duty, wealth tax, service tax and cess, which have not been deposited on account of dispute:

₹ in Crores

Sl. No.	Name of the Statute	Forum where dispute is pending	Period to which it relates	31-03-2022	31-03-2021
1	VAT / CST Act / Entry Tax	Assessing Authority	1992-93 to 2005-06	0.46	0.46
		Assistant/Deputy Commissioner, Appeals	2002-03 to 2009-10, 2014-15 & 2017-18	4.24	1.22
		Appellate Tribunal	1990-91 to 2010-11 & 2015-16	1.96	5.81
		High Court	1990-91 to 2005-06 & 2014-15 to 2016-17	6.45	1.06
2	Central Excise Act & CENVAT Credit Rules	Assistant/Deputy / Additional Commissioner	2004-05 to 2017-18	98.58	121.61
		Commissioner Appeals	2004-05 to 2016-17	1.44	2.61
		Appellate Tribunal	2004-05 to 2017-18	142.81	114.52
		High Court	2006-07 to 2011-12	77.74	77.74
		Supreme Court	2004-05 to 2013-14	20.82	20.82
3	Income Tax Act	Commissioner Appeals	2010-11 to 2015-16	38.46	26.93
		Dispute Resolution Panel	2017-18	13.05	12.50
		Appellate Tribunal	2009-10 to 2016-17	85.48	24.82
		High Court	1992-93 to 2007-08	15.29	0.09
<b>Total</b>				<b>506.78</b>	<b>410.19</b>

- (viii) According to the Information and explanations given to us and on the basis of our examination of the records of the Company, the Company has not surrendered or disclosed any transactions, previously unrecorded as income in the books of account, in the tax assessments under Income Tax Act, 1961 as income during the year.
- (ix) (a) Based on our audit procedures and according to the information and explanations given to us by the management, we are of the opinion that the Company has not defaulted in repayment of loans or borrowings or in the payment of interest thereon to any lender.
- (b) According to the information and explanations given to us and on the basis of our examination of the records of the Company, the Company is not a declared wilful defaulter by any bank or financial institution or other lender.
- (c) In our opinion and according to the information and explanations given to us by the management, term loans were applied for the purpose for which the loans were obtained.

- (d) According to the information and explanations given to us, and on an overall examination of the Balance Sheet of the Company, we report that funds raised on short term basis have not been used for long term purposes.
- (e) According to the information and explanations given to us and on an overall examination of the Separate Financial Statements of the Company, we report that the Company has not taken any funds from any entity or person on account of or to meet the obligations of its subsidiaries or associate companies as defined in the Act.
- (f) According to the information and explanations given to us and the procedures performed by us, we report that the Company has not raised loans during the year on the pledge of securities held in its subsidiaries or associate companies as defined under the Act.
- (x) (a) According to the information and explanations given to us, and on the basis of our examination of the records of the Company, the Company has not raised moneys by way of initial public offer or further public

offer during the year. The Company has raised money by way of Non-convertible debentures during the year and the proceeds have been applied for the purposes for which they were raised.

- (b) In our opinion and according to the information and explanations given to us, and on the basis of our examination of the records of the Company, the Company has not raised funds by way of preferential allotment or private placement of shares or convertible debentures (fully, partially or optionally convertible) during the year.
- (xi) (a) Based on examination of the books and records of the Company and according to the information and explanations given to us, considering the principles of materially outlined in the Standards on Auditing, we report that no fraud by the Company or on the Company has been noticed or reported during the course of the audit.
- (b) According to the information and explanations given to us, no report under sub-section (12) of Section 143 of the Act has been filed by the auditors in Form ADT-4 as prescribed under Rule 13 of Companies (Audit and Auditors) Rules, 2014 with the Central Government.
- (c) We have taken into consideration the whistle blower complaints received by the Company during the year while determining the nature, timing and extent of our audit procedures.
- (xii) According to the information and explanations given to us, the Company is not a Nidhi Company. Accordingly, clause 3 (xii) of the Order is not applicable to the Company.
- (xiii) In our opinion and according to the information and explanation given to us, all transactions with the related parties are in compliance with sections 177 and 188 of Companies Act, 2013 where applicable and the details have been disclosed in the Separate Financial Statements, as required by the applicable Accounting Standards. (Refer to Note No. 56 to the Separate Financial Statements)
- (xiv) (a) Based on information and explanations given to us and our audit procedures, in our opinion, the Company has an internal audit system commensurate with the size and nature of its business.
- (b) We have considered the internal audit reports of the Company till date for the period under audit.
- (xv) In our opinion and according to the information and explanations given to us, the Company has not entered into any non-cash transactions with directors or persons

For **SRSV & ASSOCIATES**  
Chartered Accountants  
Firm Registration No.: 015041S

**G. CHELLA KRISHNA**  
Partner  
Membership No.: 210474  
UDIN: 22210474AJKYFO1723

Place: Chennai  
Date: 23<sup>rd</sup> May 2022

connected to its Directors. Accordingly, provisions of Section 192 of the Act are not applicable to the Company.

- (xvi) (a) In our opinion and according to the information and explanations given to us, the Company is not required to be registered under Section 45-IA of the Reserve Bank of India Act, 1934. Accordingly, the provision of clause 3 (xvi)(b) of the Order is not applicable to the Company.
- (b) The Company has not conducted any non-banking financial or housing finance activities during the year.
- (c) The Company is not Core Investment Company (CIC) as defined in the regulations made by the Reserve Bank of India.
- (d) According to the information and explanations provided to us during the course of our audit, the Company does not have any CICs.
- (xvii) The Company has not incurred cash losses in the current year and in the immediately preceding financial year.
- (xviii) There has been no resignation of the Statutory Auditors during the year.
- (xix) According to the information and explanations given to us and on the basis of the financial ratios, ageing and expected dates of realization of financial assets and payment of financial liabilities, other information accompanying the Separate Financial Statements, our knowledge of the Board of Directors and management plans and based on our examination of the evidence supporting the assumptions, nothing has come to our attention, which causes us to believe that any material uncertainty exists as on the date of the audit report, that the Company is not capable of meeting its liabilities existing at the date of balance sheet as and when they fall due within a period of one year from the balance sheet date. We further state that our reporting is based on the facts up to the date of the audit report and we neither give any guarantee nor any assurance that all liabilities falling due within a period of one year from the date of the balance sheet, will get discharged by the Company as and when they fall due.
- (xx) In our opinion and according to the information and explanations given to us, there is no unspent amount under sub-section (5) of Section 135 of the Act pursuant to any project under CSR. Accordingly clauses 3 (xx)(a) and 3 (xx)(b) of the Order are not applicable.
- (xxi) The reporting under clause 3 (xxi) of the Order is not applicable in respect of audit of Separate Financial Statements. Accordingly, no comment in respect of the said clause has been included in this report.

For **RAMAKRISHNA RAJA AND CO**  
Chartered Accountants  
Firm Registration No.: 005333S

**M. VIJAYAN**  
Partner  
Membership No.: 026972  
UDIN: 22026972AJKTEF2440

## “Annexure B” to the Independent Auditor’s Report

of even date on the Separate Financial Statements Prepared in Accordance with the Indian Accounting Standards of The Ramco Cements Limited.

### Report on the Internal Financial Controls under Clause (i) of Sub-section 3 of Section 143 of the Companies Act, 2013 (“the Act”)

We have audited the internal financial controls over financial reporting of M/s. THE RAMCO CEMENTS LIMITED (“the Company”) as of March 31, 2022 in conjunction with our audit of the Separate Financial Statements of the Company for the year ended on that date.

### Management’s Responsibility for Internal Financial Controls

The Company’s management is responsible for establishing and maintaining internal financial controls based on the internal control over financial reporting criteria established by the Company considering the essential components of internal control stated in the Guidance Note on Audit of Internal Financial Controls Over Financial Reporting issued by the Institute of Chartered Accountants of India (ICAI). These responsibilities include the design, implementation and maintenance of adequate internal financial controls that were operating effectively for ensuring the orderly and efficient conduct of its business, including adherence to Company’s policies, the safeguarding of its assets, the prevention and detection of frauds and errors, the accuracy and completeness of the accounting records, and the timely preparation of reliable financial information, as required under the Companies Act, 2013.

### Auditors’ Responsibility

Our responsibility is to express an opinion on the Company’s internal financial controls over financial reporting based on our audit. We conducted our audit in accordance with the Guidance Note on Audit of Internal Financial Controls Over Financial Reporting (the “Guidance Note”) and the Standards on Auditing, issued by ICAI and deemed to be prescribed under section 143(10) of the Companies Act, 2013, to the extent applicable to an audit of internal financial controls, both applicable to an audit of Internal Financial Controls and, both issued by the Institute of Chartered Accountants of India. Those Standards and the Guidance Note require that we comply with ethical requirements and plan and perform the audit to obtain reasonable assurance

about whether adequate internal financial controls over financial reporting was established and maintained and if such controls operated effectively in all material respects.

Our audit involves performing procedures to obtain audit evidence about the adequacy of the internal financial controls system over financial reporting and their operating effectiveness. Our audit of internal financial controls over financial reporting included obtaining an understanding of internal financial controls over financial reporting, assessing the risk that a material weakness exists, and testing and evaluating the design and operating effectiveness of internal control based on the assessed risk. The procedures selected depend on the auditor’s judgment, including the assessment of the risks of material misstatement of the Financial Statements, whether due to fraud or error.

We believe that the audit evidence we have obtained is sufficient and appropriate to provide a basis for our audit opinion on the Company’s internal financial controls system over financial reporting.

### Meaning of Internal Financial Controls Over Financial Reporting

A Company’s internal financial control over financial reporting is a process designed to provide reasonable assurance regarding the reliability of financial reporting and the preparation of Financial Statements for external purposes in accordance with generally accepted accounting principles. A Company’s internal financial control over financial reporting includes those policies and procedures that (1) pertain to the maintenance of records that, in reasonable detail, accurately and fairly reflect the transactions and dispositions of the assets of the Company; (2) provide reasonable assurance that transactions are recorded as necessary to permit preparation of Financial Statements in accordance with generally accepted accounting principles, and that receipts and expenditures of the Company are being made only in accordance with authorizations of management and directors of the Company; and (3) provide reasonable assurance regarding prevention or timely detection of unauthorized acquisition, use, or disposition of the Company’s assets that could have a material effect on the Financial Statements.

### **Inherent Limitations of Internal Financial Controls Over Financial Reporting**

Because of the inherent limitations of internal financial controls over financial reporting, including the possibility of collusion or improper management override of controls, material misstatements due to error or fraud may occur and not be detected. Also, projections of any evaluation of the internal financial controls over financial reporting to future periods are subject to the risk that the internal financial control over financial reporting may become inadequate because of changes in conditions, or that the degree of compliance with the policies or procedures may deteriorate.

For **SRSV & ASSOCIATES**  
Chartered Accountants  
Firm Registration No.: 015041S

**G. CHELLA KRISHNA**  
Partner  
Membership No.: 210474  
UDIN: 22210474AJKYFO1723

Place: Chennai  
Date: 23<sup>rd</sup> May 2022

### **Opinion**

In our opinion, and to the best of our information and according to the explanations given to us, the Company has, in all material respects, an adequate internal financial controls system over financial reporting and such internal financial controls over financial reporting were operating effectively as at 31<sup>st</sup> March, 2022, based on the internal control over financial reporting criteria established by the Company considering the essential components of internal control stated in the Guidance Note on Audit of Internal Financial Controls Over Financial Reporting issued by the Institute of Chartered Accountants of India.

For **RAMAKRISHNA RAJA AND CO**  
Chartered Accountants  
Firm Registration No.: 005333S

**M. VIJAYAN**  
Partner  
Membership No.: 026972  
UDIN: 22026972AJKTEF2440

# Balance Sheet

As at 31<sup>st</sup> March 2022

₹ in Crores

Particulars	Note No.	31-03-2022	31-03-2021
<b>ASSETS</b>			
<b>Non-Current Assets</b>			
Property, Plant and Equipment	7	7,463.42	6,662.86
Capital Work in Progress	8	2,992.15	2,325.46
Investment Property	9	220.72	236.02
Intangible Assets	10	67.44	57.71
Intangible Assets under Development	11	41.86	29.73
Financial Assets			
<i>Investments in Subsidiaries &amp; Associates</i>	12	173.47	173.04
<i>Other Investments</i>	13	27.80	27.88
<i>Loans</i>	14	85.03	70.40
<i>Other Financial Assets</i>	15	29.05	21.36
Other Non-Current Assets	16	250.01	290.14
		<b>11,350.95</b>	<b>9,894.60</b>
<b>Current Assets</b>			
Inventories	17	833.33	597.90
Financial Assets			
<i>Trade Receivables</i>	18	349.77	375.18
<i>Cash and Cash Equivalents</i>	19	143.74	106.14
<i>Bank Balances other than Cash and Cash Equivalents</i>	20	32.30	35.72
<i>Loans</i>	21	20.39	14.54
<i>Other Financial Assets</i>	22	154.30	146.66
Current Tax Assets, net	23	-	0.70
Other Current Assets	24	170.73	174.32
		<b>1,704.56</b>	<b>1,451.16</b>
<b>Total Assets</b>		<b>13,055.51</b>	<b>11,345.76</b>
<b>EQUITY &amp; LIABILITIES</b>			
<b>Equity</b>			
Equity Share Capital	25	23.63	23.59
Other Equity	26	6,501.23	5,603.21
		<b>6,524.86</b>	<b>5,626.80</b>
<b>Non Current Liabilities</b>			
Financial Liabilities			
<i>Borrowings</i>	27	2,857.29	2,162.62
<i>Lease Liabilities</i>	28	19.58	7.95
Provisions	29	41.25	32.06
Deferred Tax Liabilities, net	30	824.04	1,087.65
Deferred Government Grants	31	10.07	11.45
		<b>3,752.23</b>	<b>3,301.73</b>
<b>Current Liabilities</b>			
Financial Liabilities			
<i>Borrowings</i>	32	1,072.66	939.10
<i>Lease Liabilities</i>	33	0.14	0.11
<i>Trade Payables</i>	34		
- <i>Total outstanding dues of micro enterprises and small enterprises</i>		13.06	4.15
- <i>Total outstanding dues of creditors other than micro enterprises and small enterprises</i>		476.16	359.28
<i>Other Financial Liabilities</i>	35	897.22	890.82
Other Current Liabilities	36	270.73	190.38
Provisions	37	36.91	32.01
Deferred Government Grants	38	1.38	1.38
Current Tax Liabilities, net	39	10.16	-
		<b>2,778.42</b>	<b>2,417.23</b>
<b>Total Equity and Liabilities</b>		<b>13,055.51</b>	<b>11,345.76</b>
<i>Significant Accounting Policies, Judgments and Estimates</i>	1 - 6		
<i>See accompanying notes to the Financial Statements</i>	7 - 66		

As per our report annexed

For **SRSV & ASSOCIATES**  
Chartered Accountants  
Firm Registration Number: 015041S

For **RAMAKRISHNA RAJA AND CO**  
Chartered Accountants  
Firm Registration Number: 005333S

**P.R. VENKETRAMA RAJA**  
Chairman and Managing Director

**S. VAITHIYANATHAN**  
Chief Financial Officer

**G. CHELLA KRISHNA**  
Partner  
Membership No. 210474

**M. VIJAYAN**  
Partner  
Membership No. 026972

**A.V. DHARMAKRISHNAN**  
Chief Executive Officer

**K.SELVANAYAGAM**  
Secretary

Chennai  
23-05-2022

# Statement of Profit and Loss

For the year ended 31<sup>st</sup> March 2022

₹ in Crores

Particulars	Note No.	31-03-2022	31-03-2021
<b>INCOME</b>			
Revenue from operations	40	5,979.98	5,268.44
Other Income	41	30.64	34.64
<b>Total Income</b>		<b>6,010.62</b>	<b>5,303.08</b>
<b>EXPENSES</b>			
Cost of Materials Consumed	42	896.80	818.84
Changes in Inventories of Finished Goods and Work-in-progress	43	(6.41)	46.52
Employee Benefits Expense	44	414.46	402.13
Finance Costs	45	112.40	87.62
Depreciation and Amortization Expense	46	400.84	355.30
Transportation and Handling Expenses		1,214.41	1,026.08
Power and Fuel		1,388.76	794.67
Other Expenses	47	801.45	641.11
		<b>5,222.71</b>	<b>4,172.27</b>
Less: Captive Consumption of finished goods		13.33	8.87
<b>Total Expenses</b>		<b>5,209.38</b>	<b>4,163.40</b>
<b>Profit Before Tax</b>		<b>801.24</b>	<b>1,139.68</b>
<b>Tax Expenses</b>	<b>30</b>		
Current Tax		165.48	245.63
Current Tax adjustments of earlier years		6.67	(1.61)
<b>Net Current tax expenses</b>		<b>172.15</b>	<b>244.02</b>
Deferred Tax		41.22	115.80
MAT Credit reversal of earlier year		4.63	-
Deferred tax adjustments of earlier years		(309.46)	18.78
<b>Net Deferred tax expenses</b>		<b>(263.61)</b>	<b>134.58</b>
<b>Total Tax Expenses</b>		<b>(91.46)</b>	<b>378.60</b>
<b>PROFIT FOR THE YEAR</b>	<b>A</b>	<b>892.70</b>	<b>761.08</b>
<b>OTHER COMPREHENSIVE INCOME</b>			
<b>Items that will not be reclassified to Profit or Loss</b>			
Remeasurement losses on defined benefit obligations, net	44	(3.28)	(7.94)
Tax credit on above	30	0.83	2.77
Fair value gain / (loss) on Equity Instruments through OCI	13	(0.20)	2.04
<b>TOTAL OTHER COMPREHENSIVE INCOME FOR THE YEAR</b>	<b>B</b>	<b>(2.65)</b>	<b>(3.13)</b>
<b>TOTAL COMPREHENSIVE INCOME FOR THE YEAR</b>	<b>A + B</b>	<b>890.05</b>	<b>757.95</b>
<b>Earnings per equity share of face value of ₹ 1 each</b>	<b>54</b>		
Basic EPS in ₹		38	32
Diluted EPS in ₹		38	32
<i>Significant Accounting Policies, Judgments and Estimates</i>	1 - 6		
<i>See accompanying notes to the Financial Statements</i>	7 - 66		

As per our report annexed

For **SRSV & ASSOCIATES**  
Chartered Accountants  
Firm Registration Number: 015041S

**G. CHELLA KRISHNA**  
Partner  
Membership No. 210474

Chennai  
23-05-2022

For **RAMAKRISHNA RAJA AND CO**  
Chartered Accountants  
Firm Registration Number: 005333S

**M. VIJAYAN**  
Partner  
Membership No. 026972

**P.R. VENKETRAMA RAJA**  
Chairman and Managing Director

**A.V. DHARMAKRISHNAN**  
Chief Executive Officer

**S. VAITHIYANATHAN**  
Chief Financial Officer

**K.SELVANAYAGAM**  
Secretary

# Statement of Changes in Equity

For the year ended 31<sup>st</sup> March 2022

## A. Equity Share Capital [Refer Note No.25]

	₹ in Crores
<b>Balance as at 01-04-2020</b>	<b>23.56</b>
Changes in Equity Share Capital during the year 2020-21	0.03
<b>Balance as at 31-03-2021</b>	<b>23.59</b>
Changes in Equity Share Capital during the year 2021-22	0.04
<b>Balance as at 31-03-2022</b>	<b>23.63</b>

## B. Other Equity [Refer Note No.26]

Particulars	Reserves and Surplus					Items of OCI		Total Other Equity	
	Share Application money pending Allotment	Capital Redemption Reserve	Securities Premium	Employee Stock Options Reserve	General Reserve	Retained Earnings	FVTOCI Equity Instruments		Remeasurement of Defined Benefit Obligations
<b>Other Equity as at 01-04-2020</b>	-	1.63	-	21.52	4,668.74	200.00	3.11	-	<b>4,895.00</b>
Add: Profit for the year	-	-	-	-	-	761.08	-	-	761.08
Add: Other Comprehensive Income	-	-	-	-	-	-	2.04	(5.17)	(3.13)
<b>Total Comprehensive Income</b>	-	-	-	-	-	<b>761.08</b>	<b>2.04</b>	<b>(5.17)</b>	<b>757.95</b>
Add: Proceeds from issue of equity shares pursuant to exercise of stock options	1.59	-	-	-	-	-	-	-	1.59
Less: Allotment of equity shares pursuant to exercise of stock options [Exercise Price - Face Value]	1.56	-	-	20.68	-	-	-	-	22.24
Less: Allotment of equity shares pursuant to exercise of stock options [Face Value]	0.03	-	-	-	-	-	-	-	0.03
Add: Amount credited pursuant to exercise of stock options upon allotment of equity shares	-	-	22.24	-	-	-	-	-	22.24
Add: Reserve created for ESOP granted during the year	-	-	-	19.54	-	-	-	-	19.54
Less: Transfer to Retained Earnings	-	-	-	-	-	-	-	(5.17)	(5.17)
Less: Transfer to General Reserve	-	-	-	-	-	685.07	-	-	685.07
Add: Transfer from Retained Earnings	-	-	-	-	685.07	-	-	-	685.07
Add: Transfer from OCI	-	-	-	-	-	(5.17)	-	-	(5.17)
Less: Dividend (including TDS on Dividends)	-	-	-	-	-	70.84	-	-	70.84
<b>Other Equity as at 31-03-2021</b>	-	1.63	22.24	20.38	5,353.81	200.00	5.15	-	<b>5,603.21</b>



# Statement of Changes in Equity

For the year ended 31<sup>st</sup> March 2022

₹ in Crores

Particulars	Reserves and Surplus					Items of OCI		Total Other Equity	
	Share Application money pending Allotment	Capital Redemption Reserve	Securities Premium	Employee Stock Options Reserve	General Reserve	Retained Earnings	FVTOCI Equity Instruments		Remeasurement of Defined Benefit Obligations
<b>Other Equity as at 31-03-2021</b>	-	1.63	22.24	20.38	5,353.81	200.00	5.15	-	5,603.21
Add: Profit for the year	-	-	-	-	-	892.70	-	-	892.70
Add: Other Comprehensive Income for the year	-	-	-	-	-	-	(0.20)	(2.45)	(2.65)
<b>Total Comprehensive Income</b>	-	-	-	-	-	<b>892.70</b>	<b>(0.20)</b>	<b>(2.45)</b>	<b>890.05</b>
Add: Proceeds from issue of equity shares pursuant to exercise of stock options	2.29	-	-	-	-	-	-	-	2.29
Less: Allotment of equity shares pursuant to exercise of stock options [Exercise Price - Face Value]	2.25	-	-	26.10	-	-	-	-	28.35
Less: Allotment of equity shares pursuant to exercise of stock options [Face Value]	0.04	-	-	-	-	-	-	-	0.04
Add: Amount credited pursuant to exercise of stock options upon allotment of equity shares	-	-	28.35	-	-	-	-	-	28.35
Add: Reserve created for ESOP granted during the year	-	-	-	5.72	-	-	-	-	5.72
Less: Transfer to Retained Earnings	-	-	-	-	-	-	-	(2.45)	(2.45)
Less: Transfer to General Reserve	-	-	-	-	-	890.25	-	-	890.25
Add: Transfer from Retained Earnings	-	-	-	-	890.25	-	-	-	890.25
Add: Transfer from OCI	-	-	-	-	-	(2.45)	-	-	(2.45)
<b>Other Equity as at 31-03-2022</b>	-	1.63	50.59	-	6,244.06	200.00	4.95	-	6,501.23

As per our report annexed

**For SRSV & ASSOCIATES**

Chartered Accountants

Firm Registration Number: 015041S

**G. CHELLA KRISHNA**

Partner

Membership No. 210474

Chennai

23-05-2022

**For RAMAKRISHNA RAJA AND CO**

Chartered Accountants

Firm Registration Number: 005333S

**M. VIJAYAN**

Partner

Membership No. 026972

**P.R. VENKETRAMA RAJA**

Chairman and Managing Director

**A.V. DHARMAKRISHNAN**

Chief Executive Officer

**S. VAITHIYANATHAN**

Chief Financial Officer

**K.SELVANAYAGAM**

Secretary

# Statement of Cash Flows

For the year ended 31<sup>st</sup> March 2022

₹ in Crores

Particulars	31-03-2022	31-03-2021
<b>Cash Flow from Operating Activities</b>		
<b>Profit Before Tax</b>	801.24	1,139.68
<i>Adjustments to reconcile profit before tax to net cash flows:</i>		
Depreciation & Amortization	400.84	355.30
Loss / (Profit) on derecognition of Property, Plant & Equipment and Investment Property, net	0.21	(0.09)
Impairment allowance for trade receivables	-	0.31
Bad Debts written off	-	2.27
Interest Income	(13.89)	(11.99)
Dividend Income	(0.10)	(1.41)
Grant Income	(1.38)	(1.38)
Employee Stock Options expense	5.72	19.54
Cash flow arising out of Actuarial loss on defined benefit obligations	(3.28)	(7.94)
Fair value gain on Mutual funds	(0.07)	(0.21)
Lease Rental Receipts	(9.78)	(9.97)
Finance costs	112.40	87.62
Provisions / Other non-cash adjustments	11.66	13.20
<b>Operating Profit before Working Capital changes</b>	<b>1,303.57</b>	<b>1,584.93</b>
<i>Movements in Working capital:</i>		
Inventories	(235.43)	47.36
Trade receivables and other assets	8.28	130.54
Trade payables and other liabilities	210.10	329.70
<b>Cash generated from Operations</b>	<b>1,286.52</b>	<b>2,092.53</b>
Direct Taxes paid	(157.47)	(207.73)
<b>Net Cash generated from Operating Activities</b>	<b>A</b>	<b>1,129.05</b>
<b>Cash Flow from Investing Activities</b>		
Purchase of Property, Plant & Equipment, Intangible Asset & Investment Properties (Including movements in CWIP, Capital Advances and payable for capital goods)	(1,815.53)	(1,766.28)
Proceeds from sale/derecognition of Property, Plant & Equipment and Investment Properties	6.02	1.08
Interest received	10.27	9.43
Dividend received	0.06	1.37
Loans given to Subsidiaries & Associates	(20.48)	(16.34)
Investment in Equity Shares of Associates	(0.43)	(9.95)
Lease Rental Receipts	9.78	9.97
<b>Net Cash used in Investing Activities</b>	<b>B</b>	<b>(1,810.31)</b>
<b>Cash Flow from Financing Activities</b>		
Proceeds from issue of equity shares, pursuant to exercise of stock options	2.29	1.59
Proceeds from Long Term Borrowings	1,583.30	1,111.65
Repayment of Long Term Borrowings	(940.32)	(558.36)
Proceeds from / (Repayment) of Short Term Borrowings, net	182.74	(477.94)
Payment of principal portion of lease liabilities	(0.11)	(0.10)
Payment of Dividend including TDS on dividend	-	(70.84)
Interest paid including interest on lease liabilities	(112.46)	(69.64)
<b>Net Cash generated from / (used in) Financing Activities</b>	<b>C</b>	<b>715.44</b>
<b>Net Increase in Cash and Cash equivalents</b>	<b>D = (A+B+C)</b>	<b>50.44</b>
<b>Opening balance of Cash and Cash equivalents</b>	<b>E</b>	<b>91.42</b>
<b>Closing balance of Cash and Cash equivalents</b>	<b>D + E</b>	<b>141.86</b>

# Statement of Cash Flows

For the year ended 31<sup>st</sup> March 2022

## Notes

(i) The above Statement of Cash Flows has been prepared under the 'Indirect Method' as set out in the Ind AS 7 on Statement of Cash Flows.

(ii) For the purpose of Statement of Cash Flows, Cash and Cash Equivalents comprise of the following: ₹ in Crores

Particulars	31-03-2022	31-03-2021
Cash and cash equivalents [Refer Note No.19]	143.74	106.14
Bank Balances other than cash and cash equivalents [Refer Note No.20]	32.30	35.72
<b>Cash and Bank Balances for Statement of Cash Flows</b>	<b>176.04</b>	<b>141.86</b>

(iii) Reconciliation of changes in liabilities arising from Financing Activities pertaining to Borrowings: ₹ in Crores

Particulars	31-03-2022	31-03-2021
Balance at the beginning of the year		
Long Term Borrowings	2,162.62	1,832.34
Short Term Borrowings	939.10	1,191.75
Long Term Lease Liabilities	7.95	8.06
Short Term Lease Liabilities	0.11	0.10
Interest accrued	23.75	10.77
<b>Sub-total Balance at the beginning of the year</b>	<b>3,133.53</b>	<b>3,043.02</b>
Cash flows during the year		
Proceeds from Long Term Borrowings	1,583.30	1,111.65
Repayment of Long Term Borrowings	(940.32)	(558.36)
Proceeds from / (Repayment) of Short Term Borrowings, net	182.74	(477.94)
Payment of principal portion of lease liabilities	(0.11)	(0.10)
Interest paid including interest on lease liabilities	(112.46)	(69.64)
<b>Sub-total Cash flows during the year</b>	<b>713.15</b>	<b>5.61</b>
Non-cash changes		
Interest accrual for the year	112.40	87.62
Unwinding of discounts on provisions	(3.51)	(2.72)
Initial recognition of lease liability for Right-of-use asset	11.61	-
<b>Sub-total Non-cash changes during the year</b>	<b>120.50</b>	<b>84.90</b>
Balance at the end of the year		
Long Term Borrowings	2,857.29	2,162.62
Short Term Borrowings	1,072.66	939.10
Long Term Lease Liabilities	19.58	7.95
Short Term Lease Liabilities	0.14	0.11
Interest accrued	17.51	23.75
<b>Balance at the end of the year</b>	<b>3,967.18</b>	<b>3,133.53</b>

See accompanying notes to the Financial Statements

7 - 66

As per our report annexed

For **SRSV & ASSOCIATES**  
Chartered Accountants  
Firm Registration Number: 015041S

For **RAMAKRISHNA RAJA AND CO**  
Chartered Accountants  
Firm Registration Number: 005333S

**P.R. VENKETRAMA RAJA**  
Chairman and Managing Director

**S. VAITHIYANATHAN**  
Chief Financial Officer

**G. CHELLA KRISHNA**  
Partner  
Membership No. 210474

**M. VIJAYAN**  
Partner  
Membership No. 026972

**A.V. DHARMAKRISHNAN**  
Chief Executive Officer

**K.SELVANAYAGAM**  
Secretary

Chennai  
23-05-2022

# Notes to the Separate Financial Statements

For the year ended 31<sup>st</sup> March 2022

## 1. Corporate Information

The Ramco Cements Limited (“the Company”) is a Public Limited Company domiciled and headquartered in India and incorporated under the provisions of the Companies Act, 1956. The Registered office of the Company is located at “Ramamandiram”, Rajapalayam - 626 117, Tamilnadu. The Company’s shares are listed in BSE Limited and National Stock Exchange of India Limited.

The Company is engaged in manufacture of Cement, Ready Mix Concrete and Dry Mortar products. The Company caters mainly to the domestic markets. The Company also sells cement in Srilanka through direct exports and Maldives through merchant exports. The Company is also engaged in sale of surplus electricity generated from its windmills after meeting its captive requirements.

The Financial Statements of the Company for the year were approved and adopted by Board of Directors of the Company in their meeting dated 23-05-2022.

## 2. Statement of Ind AS Compliance

The Financial Statements are prepared in accordance with Indian Accounting Standards (Ind AS) notified under section 133 of the Companies Act, 2013 read with Companies (Indian Accounting Standards) Rules 2015, as amended from time to time, and presentation requirements of Division II of Ind AS compliant Schedule III to the Companies Act, 2013.

## 3. Basis of Preparation of Separate Financial Statements

- 3.1 The significant accounting policies used in preparing the Financial Statements are set out in Note No.4.
- 3.2 The Company has considered its operating cycle to be 12 months for the purpose of Current and Non-current classification of assets and liabilities.
- 3.3 An asset is classified as current when it is expected to be realised or intended to be sold or consumed in the normal operating cycle, or held primarily for the purpose of trading or expected to be realised within 12 months after the reporting period, or cash or cash equivalents unless restricted from being exchanged or used to settle a liability 12 months after the reporting period. All other assets are classified as non-current.
- 3.4 A liability is classified as current when it is expected to be settled in normal operating cycle, or held primarily

for the purpose of trading or due for settlement within 12 months after the reporting period, or there is no unconditional right to defer the settlement of the liability for at least 12 months after the reporting period. All other liabilities are classified as non-current. Deferred tax assets and liabilities are classified as non-current assets and liabilities.

- 3.5 The Financial Statements are presented in Indian Rupees, which is the Company’s functional currency, rounded to the nearest Crores with two decimals. The amount below the round off norm adopted by the Company is denoted as ₹ 0.00 Crores.

- 3.6 Previous year figures have been regrouped / restated, wherever necessary and appropriate.

### Basis of Measurement

- 3.7 The Financial Statements have been prepared on accrual basis under historical cost convention except for certain financial instruments (Refer Note 4.18 - Accounting Policy for Financial Instruments), defined benefit plan assets and employee stock options which are measured at fair value.

## 4. Significant Accounting Policies

### 4.1 Inventories

- 4.1.1 Raw-materials, Stores & Spares, Fuel, Packing materials etc., are valued at cost, computed on a moving weighted average basis including the cost incurred in bringing the inventories to their present location and condition after providing for obsolescence and other losses, or net realisable value whichever is lower. However, these items are considered to be realisable at cost, if the finished products, in which they will be used, are expected to be sold at or above cost.

- 4.1.2 Process stock is valued at weighted average cost including the cost of conversion with systematic allocation of production overheads based on normal capacity of production facilities but excluding borrowing cost, or net realisable value whichever is lower. Factory administration overheads to the extent attributable to bring the inventories to their present location and condition are also included in the valuation of Process stock.

Finished goods are valued at cost or net realisable value whichever is lower. Cost includes cost of conversion with systematic allocation of production overheads based on normal capacity of production facilities and other costs but excluding borrowing

# Notes to the Separate Financial Statements

For the year ended 31<sup>st</sup> March 2022

cost, incurred in bringing the inventory to their present location and condition. Finished goods include stock-in-trade also which comprises cost of purchase and other cost incurred in bringing the inventories to the present location and condition. Cost is determined on a moving weighted average basis.

Net realisable value is the estimated selling price in the ordinary course of business less estimated costs of completion and estimated costs necessary to make the sale.

## 4.2 Statement of Cash Flows

4.2.1 Cash flows are presented using indirect method, whereby profit / (loss) before tax is adjusted for the effects of transactions of non-cash nature and any deferrals or accruals of past or future cash receipts or payments.

4.2.2 Cash comprises cash on hand and demand deposits with banks. Cash equivalents are short-term balances with original maturity of less than 3 months, highly liquid investments that are readily convertible into cash, which are subject to insignificant risk of changes in value.

4.2.3 Bank borrowings are generally considered to be financing activities. However, where bank overdrafts that are repayable on demand form an integral part of an entity's cash management, bank overdrafts are included as a component of cash and cash equivalents for the purpose of Statement of Cash flows.

## 4.3 Dividend distribution to Equity shareholders

Interim dividend paid is recognised on approval by Board of Directors. Final dividend distribution to shareholders is recognised in the period in which the dividends are approved by the shareholders. Dividend together with applicable tax i.e TDS are recognised directly in Equity.

## 4.4 Income Taxes

4.4.1 The Company has an irrevocable option of shifting to a lower tax rate and simultaneously forgo certain tax incentives, deductions and accumulated MAT credit as per Section 115BAA in the Income Tax Act, 1961. In view of the overall tax benefits available under Section 115BAA, the Company has opted for shifting to lower tax regime from FY 2021-22 onwards.

4.4.2 Current tax is the amount of tax payable on the taxable income for the year as determined in accordance with

the applicable tax rates, the provisions of the Income Tax Act, 1961 and other applicable tax laws including the relevant transfer pricing regulations prescribed thereunder, read with applicable judicial precedents or interpretations, wherever relevant.

4.4.3 Current tax assets and liabilities are offset, when the Company has legally enforceable right to set off the recognised amounts and intends to settle the asset and the liability on a net basis.

4.4.4 Deferred tax is recognised using the balance sheet approach on temporary differences between the tax bases of assets and liabilities and their carrying amounts for financial reporting at the reporting date. The Company has restated the net deferred tax liability as at 01-04-2021 in accordance with the reduced tax rates, in view of adoption of new tax regime.

4.4.5 Deferred tax assets and liabilities are measured at the tax rates that are expected to apply in the year where the asset is realised or the liability is settled, based on tax rates (and tax laws) that have been enacted or substantively enacted at the reporting date.

4.4.6 Deferred tax assets and liabilities are offset if such items relate to taxes on income levied by same governing tax laws and the Company has legally enforceable right to set off current tax assets against current tax liabilities.

4.4.7 Both current tax and deferred tax relating to items recognised outside the Profit or Loss is recognised either in "Other Comprehensive Income" or directly in "Equity" as the case may be.

## 4.5 Property, plant and equipments (PPE)

4.5.1 PPEs are stated at cost of acquisition or construction less accumulated depreciation and impairment losses if any, except freehold land which is carried at cost. The cost comprises of purchase price, import duties, non-refundable purchase taxes (net of tax credits wherever applicable), borrowing cost if capitalisation criteria are met and directly attributable cost of bringing the asset to its working condition for the intended use.

Subsequent expenditures are recognised as a separate asset, as appropriate, only when it is probable that future economic benefits associated with the item will flow to the Company and the cost of the item can be measured reliably.

Spares which meet the definition of PPE are capitalised from the date when it is available for use. Other expenses on fixed assets, including day-to-day repair

# Notes to the Separate Financial Statements

For the year ended 31<sup>st</sup> March 2022

and maintenance expenditure and cost of replacing parts that does not meet the capitalisation criteria are charged to the Statement of Profit and Loss for the period during which such expenses are incurred.

The Company identifies the significant parts of plant and equipment separately which are required to be replaced at intervals. Such parts are depreciated separately based on their specific useful lives. The cost of replacement of significant parts are capitalised and the carrying amount of replaced parts are de-recognised.

The cost of major inspection / overhauling is recognised in the carrying amount of the item of PPE as a replacement if the recognition criteria are satisfied. Any remaining carrying amount of the cost of the previous inspection/overhauling (as distinct from physical parts) is de-recognised.

The present value of the expected cost for the decommissioning of PPE after its use, if materially significant, is included in the cost of the respective asset when the recognition criteria are met.

Capital Expenditure on tangible assets for research and development is classified as PPE and is depreciated based on the estimated useful life. Other expenditure incurred for research and development are expensed under the respective heads of accounts in the year in which it is incurred.

- 4.5.2 The Company follows the useful lives of the significant parts of certain class of PPE on best estimate basis upon technical advice, as detailed below, that are different from the useful lives prescribed under Part C of Schedule II of the Companies Act, 2013:

Asset type	Useful life ranging from
Buildings	3 to 60 years
Plant and equipments	
- Cement	2 to 60 years
- Ready mix concrete	10 to 25 years
- Dry mortar products	5 to 25 years
Thermal power plants	5 to 60 years
Windmills	5 to 30 years
Workshop and Quarry equipments	8 to 25 years
Mobile Phones	3 years
Motor cars given to employees as per Company's scheme	6 to 7 years

- 4.5.3 PPE acquired in full or part exchange for another asset are recorded at the fair market value or the net book value of the asset given up, adjusted for any balancing cash transaction. Fair market value is determined either for the assets acquired or asset given up, whichever is more clearly evident.

- 4.5.4 PPEs are eliminated from the Financial Statements on disposal or when no further benefit is expected from its use and disposal. Gains or losses arising from disposal, measured as the difference between the net disposal proceeds and the carrying amount of such assets, are recognised in the Statement of Profit and Loss. Amount received towards PPE that are impaired and derecognized in the Financial Statements, are recognized in Statement of Profit and Loss, when the recognition criteria are met.

- 4.5.5 Depreciation is the systematic allocation of the depreciable amount of an asset over its useful life on a straight line method. The depreciable amount for assets is the cost of an asset, or other amount substituted for cost, less 5% being its residual value, except for process control systems whose residual value is considered as Nil.

- 4.5.6 Depreciation for PPE on additions is calculated on pro-rata basis from the date of such additions. For deletion/disposals, the depreciation is calculated on pro-rata basis up to the date on which such assets have been discarded / sold.

- 4.5.7 The residual values, useful lives and methods of depreciation of property, plant and equipment are reviewed at each reporting date and adjusted prospectively, if appropriate.

## **Capital Work in progress / Capital Advances**

- 4.5.8 Capital work in progress includes cost of property, plant and equipment under installation, under development including related expenses and attributable interest as at the reporting date.

- 4.5.9 Advances given towards acquisition / construction of PPE outstanding at the reporting date are disclosed as 'Capital Advances' under 'Other Non-Current Assets'.

## **4.6 Leases**

- 4.6.1 The determination of whether an arrangement is, or contains, a lease is based on the substance of the arrangement at the inception date whether fulfilment of arrangement is dependent on the use of an underlying asset and the arrangement conveys the right to control the use of an identified asset for a period of time in exchange for consideration.

# Notes to the Separate Financial Statements

For the year ended 31<sup>st</sup> March 2022

## **Company as a Lessee**

4.6.2 The Company recognises a right-of-use asset (RoU) and a lease liability at the lease commencement date for all leases whose non-cancellable lease term is more than 12 months. The right-of-use asset is initially measured at cost, which comprises the initial amount of the lease liability adjusted for any lease payments made at or before the commencement date, plus any initial direct costs incurred and an estimate of costs to dismantle and remove the underlying asset or to restore the underlying asset or the site on which it is located, less any lease incentives received.

4.6.3 The right-of-use asset is subsequently depreciated using the straight-line method from the commencement date to the earlier of the end of the useful life of the right-of-use asset or the end of the lease term, as follows:

<b>Nature of RoU</b>	<b>Useful life ranging from</b>
Land	16 to 97 years
Building	27 years

4.6.4 The estimated useful lives of right-of-use assets are determined on the same basis as those of property, plant and equipment. In addition, the right-of-use asset is periodically reduced by impairment losses, if any, and adjusted for certain re-measurements of the lease liability.

4.6.5 The lease liability is initially measured at the present value of the lease payments that are not paid at the commencement date, discounted using the interest rate implicit in the lease or, if that rate cannot be readily determined, Company's incremental borrowing rate.

4.6.6 Lease payments included in the measurement of the lease liability comprise the following:

- (a) Fixed payments,
- (b) Variable lease payments that depend on an index or a rate, initially measured using the index or rate as at the commencement date
- (c) Amount expected to be payable under a residual value guarantee
- (d) The exercise price under a purchase option that the Company is reasonably certain to exercise, lease payments in an optional renewal period if the Company is reasonably certain to exercise an extension option, and penalties for early termination of a lease unless the Company is reasonably certain not to terminate early

4.6.7 The lease liability is measured at amortised cost using the effective interest method. It is remeasured when there is a change in future lease payments arising from a change in an index or rate, if there is a change in the Company's estimate of the amount expected to be payable under a residual value guarantee, or if Company changes its assessment of whether it will exercise a purchase, extension or termination option.

4.6.8 When the lease liability is remeasured in this way, a corresponding adjustment is made to the carrying amount of the right-of-use asset, or is recorded in the Statement of Profit or Loss if the carrying amount of the right-of-use asset has been reduced to zero.

4.6.9 The Company presents right-of-use assets that do not meet the definition of investment property in 'Property, Plant and Equipment' and Lease liabilities as a separate line item on face of the Balance sheet.

4.6.10 The Company has opted not to recognise right-of-use assets and lease liabilities for short-term leases that have a lease term of 12 months or less. The Company recognises the lease payments associated with these leases as an expense on a straight-line basis over the lease term.

## **Company as a Lessor**

4.6.11 The lease arrangements where the risks and rewards incidental to ownership of an asset substantially vests with the Lessor are recognised as operating lease. Operating lease receipts are recognised in the Statement of Profit and Loss on straight line basis over the lease terms except where the payments are structured to increase in line with the general inflation to compensate for the expected inflationary cost increases. The Company do not have any finance leases arrangements.

## **4.7 Revenue Recognition**

### **4.7.1 Revenue from Operations**

#### **Sale of Products**

Revenue from product sales is recognized when the Company transfers control of the product to customers at a point in time. The transaction price is the amount of consideration to which the Company expects to be entitled in exchange for transferring goods to the customer. The Company provides discounts to customers on the achievement of the performance criteria based on agreed terms and conditions. There is

# Notes to the Separate Financial Statements

For the year ended 31<sup>st</sup> March 2022

no significant financing component with regard to sale of products for the Company as per Ind AS 115. The Company do not have any non-cash consideration.

### **Power generated from Windmills**

Power generated from windmills that are covered under power purchase agreement with TANGEDCO and third parties, are recognised at the rate fixed by respective State Electricity Regulatory Commissions and rate agreed with such counter parties, respectively, upon transmission of energy to the grids of the State Electricity Board and the same is classified as "Sale of power generated from windmills".

Power generated from windmills that are covered under wheeling & banking arrangement with TANGEDCO are consumed at factories. The monetary values of such power generated that are captively consumed are not recognised as revenue.

### **Scrap sales**

Scrap sales is recognized when the Company transfers control of the product to customers.

## **4.7.2 Other Income**

Interest income is recognised using the Effective Interest Rate (EIR) method. EIR is the rate that exactly discounts the estimated future cash payments or receipts over the expected life of the financial instrument or a shorter period where appropriate, the gross carrying amount of the financial asset or to the amortised cost of a financial liability.

Dividend income is recognised when the Company's right to receive dividend is established.

Rental income from operating lease on investment properties is recognised on a straight line basis over the term of the relevant lease.

## **4.8 Employee Benefits**

4.8.1 Short-term employee benefits viz., Salaries and Wages are recognized as an expense at the undiscounted amount in the Statement of Profit and Loss for the year in which the related service is rendered.

4.8.2 Defined Contribution Plan viz., Contributions to Provident Fund and Superannuation Fund are recognized as an expense in the Statement of Profit and Loss for the year in which the employees have rendered services.

4.8.3 The Company contributes monthly to Employees' Provident Fund & Employees' Pension Fund administered by the Employees' Provident Fund Organisation, Government of India, at 12% of employee's basic salary. The Company has no further obligations.

4.8.4 The Company contributes for Superannuation Fund on an annual basis, a sum equivalent to 15% of the officer's eligible annual basic salary. Out of the said 15% contribution, a sum upto ₹ 1.50 Lacs per annum is remitted to the superannuation fund trust administered by the Company. The funds are managed by HDFC Life Insurance. The balance amount, if any, is either remitted to National Pension System (NPS) subject to applicable ceiling or paid as salary at the option of employees. There are no further obligations in respect of the above contribution plan.

4.8.5 The Company contributes to Defined Benefit Plan viz., an approved Gratuity Fund, for its employees including employees in subsidiary Company. It is in the form of lump sum payments to vested employees on resignation, retirement, death while in employment or on termination of employment, for an amount equivalent to 15 days' basic salary for each completed year of service. Vesting occurs upon completion of five years of continuous service. Based on the valuation by an independent external actuary, the Company makes annual contributions to the trust administered by the Company as at the reporting date using Projected Unit Credit method. The funds are managed by LIC of India.

4.8.6 The Company provides for expenses towards compensated absences provided to its employees. The expense is recognized at the present value of the amount payable determined based on an independent external actuarial valuation as at the Balance Sheet date, using Projected Unit Credit method. The Company presents the entire compensated absences as 'Short-term provisions' since employee has an unconditional right to avail the leave at any time during the year.

4.8.7 Remeasurement of net defined benefit asset / liability comprising of actuarial gains or losses arising from experience adjustments and changes in actuarial assumptions are charged / credited to other comprehensive income in the period in which they arise and immediately transferred to retained earnings. Other costs are accounted in the Statement of Profit and Loss.



# Notes to the Separate Financial Statements

For the year ended 31<sup>st</sup> March 2022

## **Employee Stock options**

- 4.8.8 The employees of the Company are entitled for grant of stock options based on the eligibility criteria set out in ESOS 2018, as determined by Nomination & Remuneration committee (NRC). The fair value of the equity settled stock options granted to employees are measured by an independent valuer using Black-Scholes Model.
- 4.8.9 The fair value determined at the grant date of the option is expensed on a straight-line basis in the Statement of Profit and Loss as 'Employee Benefits Expense', over the vesting period of the option, based on the Company's estimate of stock options that will eventually vest, with a corresponding increase in equity.
- 4.8.10 At the end of each reporting period, the Company revises its estimate of the number of equity instruments expected to vest. The impact of the revision of the original estimates, if any, is recognised in Statement of Profit and Loss such that the cumulative expense reflects the revised estimate, with a corresponding adjustment to the Employee Stock Options Reserve.
- 4.8.11 When the options are exercised, the Company issues fresh issue of equity shares upon receipt of exercise price from the employees. The proceeds received are allocated to share capital upto the face value of shares issued, with any excess being accounted as Securities Premium in the Balance Sheet.
- 4.8.12 In case of forfeiture/lapse of stock option, which is not vested, then to such extent, expenses shall be reversed in Statement of Profit and Loss and if expires unexercised, the related balance standing to the credit of the Employee Stock Options Reserve Account is transferred within other equity.
- 4.8.13 The dilutive effect of outstanding options is reflected as additional share dilution in the computation.

## **4.9 Government Grants**

- 4.9.1 Government grants are recognised at fair value where there is a reasonable assurance that the grant will be received and all the attached conditions are complied with.
- 4.9.2 In case of revenue related grant, the income is recognised on a systematic basis over the period for which it is intended to compensate an expense and is disclosed under "Other operating revenue" or netted off against corresponding expenses wherever appropriate. Receivables of such grants are shown under "Other Financial Assets". Export benefits are accounted for in the year of exports based on eligibility and when there

is no uncertainty in receiving the same. Receivables of such benefits are shown under "Other Financial Assets".

- 4.9.3 The soft loan from government is recognised and measured in accordance with Ind AS 109, Financial Instruments. The benefit of soft loan from government at a below-market rate of interest is treated as a government grant and classified as "Deferred Grant". It is measured as the difference between the initial carrying value of the loan determined in accordance with Ind AS 109, and the proceeds received. The said deferred grant is amortized over the useful life of the underlying asset.

## **4.10 Foreign currency transactions**

- 4.10.1 The Financial Statements are presented in Indian Rupees, which is also the Company's functional currency.
- 4.10.2 All transactions in foreign currency are recorded on initial recognition at their functional currency spot exchange rates prevailing on the date of transaction.
- 4.10.3 Monetary assets and liabilities in foreign currencies outstanding at the reporting date are translated to the functional currency spot rates prevailing on the reporting date and the resultant gains or losses are recognised during the year in the Statement of Profit and Loss.
- 4.10.4 Non-monetary items which are carried at historical cost denominated in foreign currency are reported using the exchange rates at the date of transaction. The date of transaction is the date on which the Company initially recognises the non-monetary asset or non-monetary liability arising from advance consideration. If there are multiple receipts of payments in advance, the Company determines the transaction date for each payment or receipt of advance consideration.

## **Foreign Branch Operations**

- 4.10.5 Income and expenditure transactions are translated to functional currency using monthly moving average exchange rate.
- 4.10.6 Monetary assets and liabilities of foreign branch as at the reporting date are translated to the functional currency spot rates prevailing on the reporting date and the resultant gains or losses are recognised during the year in the Statement of Profit and Loss.
- 4.10.7 Non-monetary items of foreign branch are carried at historical cost denominated in foreign currency and are reported using the exchange rates at the transaction date.

# Notes to the Separate Financial Statements

For the year ended 31<sup>st</sup> March 2022

## 4.11 Borrowing Costs

4.11.1 Borrowing costs that are directly attributable to the acquisition, construction, production of a qualifying asset are capitalised as part of the cost of that asset which takes substantial period of time to get ready for its intended use. The Company determines the amount of borrowing cost eligible for capitalisation by applying capitalisation rate to the expenditure incurred on such cost. The capitalisation rate is determined based on the weighted average rate of borrowing cost applicable to the borrowings of the Company which are outstanding during the period, other than borrowings made specifically towards purchase of the qualifying asset. The amount of borrowing cost that the Company capitalises during the period does not exceed the amount of borrowing cost incurred during that period. All other borrowings costs are expensed in the period in which they occur.

4.11.2 Borrowing cost include interest computed using Effective Interest Rate method, interest on lease liabilities, amortisation of ancillary costs incurred and exchange differences arising from foreign currency borrowings to the extent they are regarded as an adjustment to the interest cost.

## 4.12 Earnings per Share

4.12.1 Basic Earnings per share is calculated by dividing the profit/(loss) attributable to equity shareholders by the weighted average number of equity shares including un-allotted bonus shares outstanding during the year.

4.12.2 Diluted Earnings per share is calculated by dividing the profit / (loss) attributable to equity shareholders by the weighted average number of equity shares including un-allotted bonus shares outstanding during the year and potential equity shares arising out of employee stock options.

4.12.3 Where an item of income or expense which is otherwise required to be recognised in the Statement of Profit and Loss is debited or credited to Equity, the amount in respect thereof is suitably adjusted in Net profit for the purpose of computing Earnings per share.

## 4.13 Impairment of Non-Financial Assets

4.13.1 The carrying amount of assets i.e property, plant and equipment including right-of-use asset, investment properties, cash generating units and intangible assets, are reviewed for impairment at each reporting date, if there is any indication of impairment based on internal and external factors.

4.13.2 Non-financial assets are treated as impaired when the carrying amount of such asset exceeds its recoverable value. After recognition of impairment loss, the depreciation for the said assets is provided for remaining useful life based on the revised carrying amount, less its residual value if any, on straight line basis.

4.13.3 An impairment loss is charged to the Statement of Profit and Loss in the year in which an asset is identified as impaired.

4.13.4 An impairment loss is reversed when there is an indication that the impairment loss may no longer exist or may have decreased.

## 4.14 Provisions, Contingent Liabilities and Contingent Assets

4.14.1 Provisions involving substantial degree of estimation in measurement are recognised when there is a present obligation as a result of past events and it is probable that there will be an outflow of resources embodying economic benefits in respect of which a reliable estimate can be made.

4.14.2 Provisions are discounted if the effect of the time value of money is material, using pre-tax rates that reflects the risks specific to the liability. When discounting is used, an increase in the provisions due to the passage of time is recognised as finance cost. These provisions are reviewed at each Balance Sheet date and adjusted to reflect the current best estimates.

4.14.3 The Company provides for the estimated expenses at fair value that are required to restore mines. The estimated restoration expenses are determined based on the estimated mineral reserves available. The actual expenses may vary based on the nature of restoration and estimate of restoration expenses. Mines restoration expenses are incurred on an on-going basis until the closure of mines. The total estimate of restoration expenses is reviewed periodically, on the basis of technical estimates and expected timing of these costs. The provision for this expense is included under "Cost of materials consumed" to the extent such mineral reserves were used in the production. The unwinding of the discount on provision is shown as a finance cost in the Statement of Profit and Loss.

4.14.4 Insurance claims are accounted on the basis of claims admitted or expected to be admitted and to the extent

# Notes to the Separate Financial Statements

For the year ended 31<sup>st</sup> March 2022

that the amount recoverable can be measured reliably and it is reasonable to expect ultimate collection. Any subsequent change in the recoverability is provided for. Contingent Assets are not recognised.

4.14.5 Contingent liability is a possible obligation that may arise from past events and its existence will be confirmed only by occurrence or non-occurrence of one or more uncertain future events not wholly within the control of the Company or it is not probable that an outflow of resources embodying economic benefits will be required to settle the obligation and the same are not recognised but disclosed in the Financial Statements.

## 4.15 Intangible Assets

4.15.1 The costs incurred in connection with securing right to extract mineral reserves are capitalised under “Mining Rights” and the costs of stripping overburden to gain access to limestone deposits and the present value of restoration liability, if materially significant, to the extent of exposed overburden area are capitalised under “Mine Development”.

4.15.2 The costs of computer software acquired and its subsequent improvements are capitalised. Internally generated software is not capitalized and the expenditure is recognized in the Statement of Profit and Loss in the year in which the expenditure is incurred.

4.15.3 The cost incurred for right to un-restricted usage of power transmission system for sale of power from Company’s captive thermal power plants to State grid and for drawal of power from State grid to its plant were capitalized as the Company is expected to yield future economic benefits.

4.15.4 Intangible Assets are carried at cost less accumulated amortisation and impairment losses if any, and are amortised over their estimated useful life based on straight line method. The estimated useful lives of intangible assets are assessed by the internal technical team as detailed below:

Nature of Intangible assets	Estimated useful life
Mining rights	Over the period of mining lease
Mine Development	Unit of production method
Computer software	6 years
Power transmission system	5 years

4.15.5 The intangible assets that are under development phase are carried at cost including related expenses and attributable interest, and are recognised as “Intangible assets under development”.

4.15.6 The residual values, useful lives and methods of amortisation of intangible asset are reviewed at each reporting date and adjusted prospectively, if appropriate.

## 4.16 Investment Properties

4.16.1 An investment in land or buildings both furnished and unfurnished, which are held for earning rentals or capital appreciation or both rather than for use in the production or supply of goods or services or for administrative purposes or sale in the ordinary course of business, are classified as investment properties.

4.16.2 Investment properties are stated at cost, net of accumulated depreciation and impairment loss, if any except freehold land which is carried at cost.

4.16.3 The Company identifies the significant parts of investment properties separately which are required to be replaced at intervals. Such parts are depreciated separately based on their specific useful lives determined on best estimate basis upon technical advice. The cost of replacement of significant parts are capitalised and the carrying amount of replaced parts are de-recognised. Other expenses including day-to-day repair and maintenance expenditure and cost of replacing parts that does not meet the capitalisation criteria, are charged to the Statement of Profit and Loss for the period during which such expenses are incurred.

4.16.4 Depreciation on investment properties are calculated on straight-line method based on useful life of the significant parts as detailed below, that are different from the useful lives as prescribed under Part C of Schedule II of the Companies Act, 2013:

Asset type	Useful life ranging from
Buildings under Investment properties	3 to 60 years

4.16.5 Investment properties are eliminated from the Financial Statements on disposal or when no further benefit is expected from its use and disposal. Gains or losses arising from disposal, measured as the difference between the net disposal proceeds and the carrying amount of such investment properties, are recognised in the Statement of Profit and Loss. Amount received

# Notes to the Separate Financial Statements

For the year ended 31<sup>st</sup> March 2022

towards investment properties that are impaired and derecognized in the Financial Statements, are recognized in Statement of Profit and Loss, when the recognition criteria are met.

4.16.6 The residual values, useful lives and methods of depreciation of investment properties are reviewed at each reporting date and adjusted prospectively, if appropriate.

## 4.17 Operating Segments

Operating segments are identified on the basis of nature and usage of products and reported in a manner consistent with the internal reporting provided to Chief Operating Decision Maker. The Company's business operation comprises of single operating segment viz., cement and cementitious materials.

## 4.18 Financial Instruments

4.18.1 A financial instrument is any contract that gives rise to a financial asset of one entity and a financial liability or equity instrument of another entity.

4.18.2 Financial assets and liabilities are offset and the net amount is presented in the Balance sheet when and only when the Company has a legal right to offset the recognised amounts and intends either to settle on a net basis or to realise the assets and settle the liabilities simultaneously.

4.18.3 The Company initially determines the classification of financial assets and liabilities. After initial recognition, no re-classification is made for financial assets which are categorised as equity instruments at FVTOCI and financial assets / liabilities that are specifically designated as FVTPL. However, other financial assets are re-classifiable when there is a change in the business model of the Company. When the Company reclassifies the financial assets, such reclassifications are done prospectively from the first day of the immediately next reporting period. The Company does not restate any previously recognised gains, losses including impairment gains or losses or interest.

### Financial Assets

4.18.4 Financial assets comprise of investments in equity and mutual funds, trade receivables, cash and cash equivalents and other financial assets.

4.18.5 Depending on the business model (i.e) nature of transactions for managing those financial assets and its contractual cash flow characteristics, the

financial assets are initially measured at fair value and subsequently measured and classified at:

- Amortised cost; or
- Fair value through other comprehensive income (FVTOCI); or
- Fair value through profit or loss (FVTPL)

Amortised cost represents carrying amount on initial recognition at fair value plus or minus transaction cost.

4.18.6 Financial assets are measured at FVTPL except for those financial assets whose contractual terms give rise to cash flows on specified dates that represents solely payments of principal and interest thereon, are measured as detailed below depending on the business model:

Classification	Business Model
Amortised cost	The objective of the Company is to hold and collect the contractual cash flows till maturity. In other words, the Company do not intend to sell the instrument before its contractual maturity to realise its fair value changes.
FVTOCI	The objective of the Company is to collect its contractual cash flows and selling financial assets.

The Company has accounted for its investments in subsidiaries and associates at cost. The Company has exercised an irrevocable option at time of initial recognition to measure the changes in fair value of other equity investments at FVTOCI. Accordingly, the Company classifies its financial assets for measurement as below:

Classification	Name of Financial Assets
Amortised cost	Trade receivables, Loans and advances to subsidiaries, associates, employees and related parties, deposits, IPA receivable, interest receivable, unbilled revenue and other advances recoverable in cash or kind.
FVTOCI	Equity investments in companies other than Subsidiary & Associate as an option exercised at the time of initial recognition.
FVTPL	Investments in mutual funds, forward exchange contracts.

# Notes to the Separate Financial Statements

For the year ended 31<sup>st</sup> March 2022

4.18.7 Financial assets are derecognised (i.e) removed from the Financial Statements, when its contractual rights to the cash flows expire or upon transfer of the said assets. The Company also derecognises when it has an obligation to adjust the cash flows arising from the financial asset with third party and either upon transfer of:

- a) significant risk and rewards of the financial asset, or
- b) control of the financial asset

However, the Company continue to recognise the transferred financial asset and its associated liability to the extent of its continuing involvement, which are measured on the basis of retainment of its rights and obligations of financial asset.

4.18.8 Upon derecognition of its financial asset or part thereof, the difference between the carrying amount measured at the date of recognition and the consideration received including any new asset obtained less any new liability assumed shall be recognised in the Statement of Profit and Loss.

4.18.9 For impairment purposes, significant financial assets are tested on individual basis at each reporting date. Other financial assets are assessed collectively in groups that share similar credit risk characteristics. Accordingly, the impairment testing is done retrospectively on the following basis:

Name of Financial asset	Impairment testing methodology
Trade receivables	Expected Credit Loss model (ECL) is applied. The ECL over lifetime of the assets are estimated by using a provision matrix which is based on historical loss rates reflecting current conditions and forecasts of future economic conditions which are grouped on the basis of similar credit characteristics such as nature of industry, customer segment, past due status and other factors that are relevant to estimate the expected cash loss from these assets.

Name of Financial asset	Impairment testing methodology
Other Financial assets	When the credit risk has not increased significantly, 12 month ECL is used to provide for impairment loss. When there is significant change in credit risk since initial recognition, the impairment is measured based on probability of default over the life time. If, in a subsequent period, credit quality of the instrument improves such that there is no longer a significant increase in credit risk since initial recognition, then the entity reverts to recognising impairment loss allowance based on 12 month ECL.

## Financial Liabilities

4.18.10 Financial liabilities comprise of Borrowings from Banks, Non-convertible debentures, Soft loan / Interest free loan from Government, Trade payables, Lease Liabilities, Derivative financial instruments, Financial guarantee obligation and other financial liabilities.

4.18.11 The Company measures its financial liabilities as below:

Measurement basis	Name of Financial liabilities
Amortised cost	Borrowings, Soft Loan/Interest free loan from Government, Trade payables, Lease Liabilities, Interest accrued, Unclaimed dividends, Security deposits, Mines restoration obligation and other financial liabilities not for trading.
FVTPL	Foreign exchange Forward contracts being derivative contracts do not qualify for hedge accounting under Ind AS 109 and other financial liabilities held for trading.

4.18.12 Financial guarantee contracts issued by the Company are those contracts that require a payment to be made to reimburse the holder for a loss it incurs because the specified debtor fails to make a payment when due in accordance with the terms of a debt instrument. Transaction cost of financial guarantee contracts that are directly attributable to the issuance of the

# Notes to the Separate Financial Statements

For the year ended 31<sup>st</sup> March 2022

guarantee are recognised initially as a liability at fair value. Subsequently, the liability is measured at the higher of the amount of loss allowance determined as per impairment requirements of Ind AS 109 and the amount recognised less cumulative amortization.

- 4.18.13 Financial liabilities are derecognised when and only when it is extinguished (i.e) when the obligation specified in the contract is discharged or cancelled or expired.
- 4.18.14 Upon derecognition of its financial liabilities or part thereof, the difference between the carrying amount of a financial liability that has been extinguished or transferred to another party and the consideration paid including any non-cash assets transferred or liabilities assumed is recognised in the Statement of Profit and Loss.

## 4.19 Fair value measurement

- 4.19.1 Fair value is the price that would be received to sell an asset or paid to transfer a liability in an orderly transaction between market participants at the measurement date.
- 4.19.2 The fair value of an asset or a liability is measured using the assumptions that the market participants would use when pricing the asset or liability, assuming that the market participants act in the economic best interest.
- 4.19.3 All assets and liabilities for which fair value is measured and disclosed in the Financial Statements are categorised within fair value hierarchy based on the lowest level input that is significant to the fair value measurement as a whole. The fair value hierarchy is described as below:
- Level 1: Unadjusted quoted prices in active markets for identical assets or liabilities.
- Level 2: Valuation techniques for which the lowest level inputs that are significant to the fair value measurement is directly or indirectly observable.
- Level 3: Valuation techniques for which the lowest level inputs that are significant to the fair value measurement is unobservable.
- 4.19.4 For assets and liabilities that are recognised in the Balance sheet on a recurring basis, the Company determines whether transfers have occurred between levels in the hierarchy by reassessing categorisation at the end of each reporting period (i.e) based on the

lowest level input that is significant to the fair value measurement as a whole.

- 4.19.5 For the purpose of fair value disclosures, the Company has determined the classes of assets and liabilities based on the nature, characteristics and risks of the assets or liabilities and the level of the fair value hierarchy as explained above.
- 4.19.6 The basis for fair value determination for measurement and / or disclosure purposes is detailed below:

### **Investments in Equity / Mutual Funds**

The fair value is determined by reference to their quoted prices at the reporting date. In the absence of the quoted price, the fair value of the equity is measured using valuation techniques.

### **Trade and other receivables**

The fair value is estimated as the present value of the future cash flows, discounted at the market rate of interest at the reporting date. However, the fair value generally approximates the carrying amount due to the short term nature of such assets.

### **Forward exchange contracts**

The fair value of forward exchange contracts is based on the quoted price if available; otherwise it is estimated by discounting the difference between contractual forward price and current forward price for the residual maturity of the contract using government bond rates.

### **Non-derivative financial liabilities**

The fair value of non-derivative financial liabilities viz., soft loan from government, deferred sales tax liability, borrowings are determined for disclosure purposes calculated based on the present value of future principal and interest cash flows, discounted at the market rate of interest at the reporting date.

### **Financial guarantee obligation**

The fair value of financial guarantee obligation with reference to loan availed by subsidiary/associates is determined on the basis of estimated cost involved in securing equivalent size of the guarantees from bank.

### **Investment Properties**

The fair value is determined for disclosure purposes based on an annual evaluation performed by an internal technical team measured using the technique of quoted prices for similar assets in the active markets and further moderated by market corroborated inputs.

# Notes to the Separate Financial Statements

For the year ended 31<sup>st</sup> March 2022

## 5. Amendments to the existing Accounting Standards effective from 01-04-2021 onwards

The details of amendments to the existing standards that are relevant to the Company with effect from 01-04-2021 are given below:

### (a) Conceptual framework for financial reporting under Ind AS issued by ICAI

The Framework is not a standard and it does not override any specific standard. Therefore, this does not form part of a set of standards pronounced by the standard-setters. While the Framework is primarily meant for the standard-setter for formulating the standards, it has relevance to the preparers in certain situations such as to develop consistent accounting policies for areas that are not covered by a standard or where there is a choice of accounting policy, and to assist all parties to understand and interpret the Standards.

The MCA has notified the Amendments to Ind AS, consequential to Conceptual Framework under Ind AS vide notification dated 18-06-2021 applicable for annual periods beginning on or after 01-04-2021.

These amendments had no impact on the Financial Statements of the Company.

### (b) Amendments to Ind AS 105, Ind AS 16 and Ind AS 28

The definition of 'Recoverable amount' is amended such that the words 'the higher of an asset's fair value less costs to sell and its value in use' are replaced with 'higher of an asset's fair value less costs of disposal and its value in use'.

These amendments had no impact on the Financial Statements of the Company.

## 6. Significant Estimates and Judgements

The preparation of the Financial Statements requires management to make judgements, estimates and assumptions that affect the reported amounts of revenues, expenses, assets and liabilities and the accompanying disclosures, and the disclosure of contingent liabilities. Actual results could vary from these estimates. The estimates and underlying assumptions are reviewed on an on-going basis. Revisions to accounting estimates are recognised in the period in which the estimate is revised if the revision affects only that period or in the period of the revision or future periods, if the revision affects both current and future years.

Accordingly, the management has applied the following estimates / assumptions / judgements in preparation and presentation of Financial Statements:

### **Current Taxes**

Calculations of income taxes for the current period are done based on applicable tax laws and management's judgement by evaluating positions taken in tax returns and interpretations of relevant provisions of law and applicable judicial precedents.

### **Deferred Tax Asset**

Significant management judgement is exercised by reviewing the deferred tax assets at each reporting date to determine the amount of deferred tax assets that can be retained / recognised, based upon the likely timing and the level of future taxable profits together with future tax planning strategies.

### **Property, Plant and Equipment, Intangible Assets and Investment Properties**

The residual values and estimated useful life of PPEs, Intangible Assets and Investment Properties are assessed by the technical team at each reporting date by taking into account the nature of asset, the estimated usage of the asset, the operating condition of the asset, past history of replacement and maintenance support. Upon review, the management accepts the assigned useful life and residual value for computation of depreciation/amortisation. Also, management judgement is exercised for classifying the asset as investment properties or vice versa.

### **Revenue Recognition**

Significant management judgement is exercised in determining the transaction price and discounts to customer which is based on market factors namely demand and supply. The Company offers credit period to customers for which there is no financing component.

### **Defined Benefit Plans and Other long term benefits**

The cost of the defined benefit plan and other long term benefits, and the present value of such obligation are determined by the independent actuarial valuer. An actuarial valuation involves making various assumptions that may differ from actual developments in future. Management believes that the assumptions used by the actuary in determination of the discount rate, future salary increases, mortality rates and attrition rates are reasonable. Due to the complexities involved in the valuation and its long term nature, this obligation

# Notes to the Separate Financial Statements

For the year ended 31<sup>st</sup> March 2022

is highly sensitive to changes in these assumptions. All assumptions are reviewed at each reporting date.

### **Determination of lease term of contracts as non-cancellable term**

Significant management judgement is exercised in determining the lease term as non-cancellable term of the lease, together with any periods covered by an option to extend the lease if it is reasonably certain to be exercised, or any periods covered by an option to terminate the lease, if it is reasonably certain not to be exercised, by considering all relevant factors that create an economic incentive for it to exercise either the renewal or termination.

### **Employee Stock Options**

Significant management judgement is exercised in determination of the most appropriate valuation model, most appropriate inputs to the valuation model including the expected life of the share option, volatility, dividend yield, risk free rate and the number of options that are expected to vest as at the reporting date. Management believes that the assumptions used by the valuer are reasonable.

### **Impairment of Non-financial assets (PPE/Intangible Assets/Investment Properties)**

The impairment of non-financial assets is determined based on estimation of recoverable amount of such assets. The assumptions used in computing the recoverable amount are based on management judgement considering the timing of future cash flows, discount rates and the risks specific to the asset.

### **Provisions**

The timing of recognition requires application of judgement to existing facts and circumstances that may be subject to change. The litigations and claims to which the Company is exposed are assessed by the management and in certain cases with the support of external experts. The amounts are determined by discounting the expected future cash flows at a pre-tax rate that reflects the current market assessments of the time value of money and the risks specific to the liability.

### **Mines Restoration Expenditure**

In determining the provision for Mines restoration expenditure, assumptions and estimates are made by the management, in relation to discount rates, the expected mineral reserves, estimated cost to restore the mines and the expected timing of those costs.

### **Contingent Liabilities**

Management judgement is exercised for estimating the possible outflow of resources, if any, in respect of contingencies / claims / litigations against the Company as it is not possible to predict the outcome of pending matters with accuracy.

### **Mine Development**

In determining the allocation of mine development cost based on the unit of production method, assumptions and estimates are made by the management, in relation to the estimated mineral reserves available for the remaining period.

### **Fair value measurement of financial instruments**

When the fair values of financial assets and financial liabilities could not be measured based on quoted prices in active markets, management uses valuation techniques including the Discounted Cash Flow (DCF) model, to determine its fair value. The inputs to these models are taken from observable markets where possible, but where this is not feasible, a degree of judgement is exercised in establishing fair values. Judgements include considerations of inputs such as liquidity risk, credit risk and volatility.

### **Impairment of Trade receivables**

The impairment for trade receivables are done based on assumptions about risk of default and expected loss rates. The assumptions, selection of inputs for calculation of impairment are based on management judgement considering the past history, market conditions and forward looking estimates at the end of each reporting date.

### **Impairment of Investments in Subsidiaries / Associates**

Significant management judgement is exercised in determining whether the investment in subsidiaries / associates are impaired or not is on the basis of its nature of long term strategic investments and business projections.

### **Interests in other entities**

Significant management judgement is exercised in determining the interests in other entities. The management believes that wherever there is a significant influence over certain companies belonging to its group, such companies are treated as Associate companies even though it holds less than 20% of the voting rights.



# Notes to the Separate Financial Statements

For the year ended 31<sup>st</sup> March 2022

## 7 Property, Plant and Equipment (PPE)

₹ in Crores

Particulars	Year	Gross Block			Depreciation			Net Block As at the end of the year
		As at the beginning of the year	Additions	Deductions / Adjustments	As at the end of the year	For the year (Note 46)	Deductions / Adjustments	
Freehold Land	2021-22	845.49	57.15	1.32	901.32	-	-	901.32
	2020-21	819.52	26.01	0.04	845.49	-	-	845.49
Right-of-Use Asset - Land	2021-22	14.95	0.67	3.53	12.09	1.14	0.65	10.39
	2020-21	14.95	-	-	14.95	0.47	0.67	13.81
Right-of-Use Asset - Building	2021-22	-	11.76	-	11.76	-	0.22	11.54
	2020-21	-	-	-	-	-	-	-
Buildings	2021-22	1,041.52	69.80	5.64	1,105.68	344.32	43.55	723.21
	2020-21	967.56	77.65	3.69	1,041.52	306.07	41.94	697.20
Plant & Equipments	2021-22	7,902.25	971.27	62.84	8,810.68	3,126.28	291.54	5,445.26
	2020-21	6,984.76	966.49	49.00	7,902.25	2,911.60	263.24	4,775.97
Railway Siding	2021-22	278.66	40.29	3.22	315.73	69.69	18.52	230.74
	2020-21	119.49	159.17	-	278.66	57.59	12.10	208.97
Workshop, Quarry Equipments	2021-22	63.49	23.20	8.10	78.59	36.32	5.52	44.48
	2020-21	60.05	9.08	5.64	63.49	37.62	4.03	27.17
Research & Development Equipments	2021-22	70.82	0.61	0.76	70.67	48.01	2.60	20.82
	2020-21	61.10	9.87	0.15	70.82	45.82	2.34	22.81
Furniture & Fixtures	2021-22	69.67	8.42	0.76	77.33	33.30	6.10	38.53
	2020-21	57.64	12.43	0.40	69.67	28.52	5.17	36.37
Office Equipments	2021-22	64.81	7.21	5.57	66.45	47.03	5.76	19.21
	2020-21	62.48	5.64	3.31	64.81	44.74	5.58	17.78
Vehicles	2021-22	37.67	4.60	2.36	39.91	20.38	3.62	17.92
	2020-21	34.06	4.41	0.80	37.67	17.55	3.42	17.29
<b>Total</b>	2021-22	<b>10,389.33</b>	<b>1,194.98</b>	<b>94.10</b>	<b>11,490.21</b>	<b>3,726.47</b>	<b>378.08</b>	<b>7,463.42</b>
	2020-21	<b>9,181.61</b>	<b>1,270.75</b>	<b>63.03</b>	<b>10,389.33</b>	<b>3,449.98</b>	<b>338.49</b>	<b>6,662.86</b>

### Notes

- (a) The Company has capitalised finance cost amounting to ₹ 9.79 Crores (PY: ₹ 27.43 Crores) during the year. The rate used to determine the amount of borrowing costs to be capitalised is the weighted average interest rate applicable to the entity's general borrowings that are outstanding during the year is 5.81% p.a. (PY: 6.89% p.a).
- (b) The carrying amount of movable fixed assets of the Company and immovable properties pertaining to Cement plant located at Alathiyur, Ariyalur, Ramasamy Raja Nagar, Chengalpattu, Salem have been pledged by way of pari passu first charge as security for Long term Borrowings [Refer Note No.27].
- (c) During the year, Additions under Free hold Land & Building include reclassification from Investment Property Land & Buildings of ₹ 5.83 Crores and ₹ 7.31 Crores respectively in view of change in usage.

# Notes to the Separate Financial Statements

For the year ended 31<sup>st</sup> March 2022

(d) Deductions / Adjustments in Gross Block comprises of:

₹ in Crores

Particulars	2021 - 22				2020 - 21			
	Sale of Assets	Scrap of Assets	Other adjustments	Total	Sale of Assets	Scrap of Assets	Other adjustments	Total
Freehold Land	1.32	-	-	1.32	0.04	-	-	0.04
Right-of-use Asset - Land	-	-	3.53	3.53	-	-	-	-
Building	-	5.64	-	5.64	-	3.69	-	3.69
Plant and Equipments	1.02	40.60	21.22	62.84	1.63	47.37	-	49.00
Railway Siding	-	3.22	-	3.22	-	-	-	-
Workshop and Quarry Equipments	4.81	3.29	-	8.10	5.07	0.57	-	5.64
Research and Development Equipments	-	0.76	-	0.76	-	0.15	-	0.15
Furnitures and Fixtures	0.24	0.52	-	0.76	0.02	0.38	-	0.40
Office Equipments	0.18	5.39	-	5.57	0.07	3.24	-	3.31
Vehicles	2.36	-	-	2.36	0.73	0.07	-	0.80
<b>Total</b>	<b>9.93</b>	<b>59.42</b>	<b>24.75</b>	<b>94.10</b>	<b>7.56</b>	<b>55.47</b>	<b>-</b>	<b>63.03</b>

- (e) Scrap of assets represent component of assets that were derecognised due to wear and tear and damages, since no future benefit is expected from those components and thus replaced by new components.
- (f) Other adjustments with respect to Right-of-use Asset - Land represent asset derecognised on account of surrender of land.
- (g) Other adjustments with respect to Plant & Equipments represent amount derecognised for retrofitting purpose.
- (h) All the title deeds of immovable properties are held in the name of the Company
- (i) The Company has not revalued its Property, Plant and Equipment (including Right-of-Use Asset) since the Company has adopted cost model as its accounting policy to an entire class of Property, Plant and Equipment in accordance with Ind AS 16.

## 8 Capital Work in Progress

₹ in Crores

Particulars	Year	As at the beginning of the year	Additions	Capitalised	As at the end of the year
Capital Work in Progress	2021-22	2,325.46	1,748.05	1,081.36	2,992.15
	2020-21	1,814.27	1,714.50	1,203.31	2,325.46

### Notes

- (a) Capital Work in Progress includes borrowing cost of ₹ 92.62 Crores (PY: ₹ 72.82 Crores), computed at a weighted average interest rate of 5.81% p.a. (PY: 6.89% p.a.) applicable to entity's borrowings outstanding during the year.
- (b) Refer Note No.60(b) and 60(c) for information relating to Ageing Schedule and Completion schedule whose completion is overdue or cost exceeded as per the original plan.
- (c) The amount of expenditure recognized in the carrying amount of an item of Property, Plant and Equipment in the course of its construction, included in Capital Work-in-Progress are furnished in Note No.61

# Notes to the Separate Financial Statements

For the year ended 31<sup>st</sup> March 2022

## 9 Investment Property

₹ in Crores

Particulars	Year	Gross Block				Depreciation				Net Block
		As at the beginning of the year	Additions	Deductions / Adjustments	As at the end of the year	As at the beginning of the year	For the year (Note 46)	Deductions / Adjustments	As at the end of the year	As at the end of the year
Land	2021-22	145.92	-	5.83	140.09	-	-	-	-	140.09
	2020-21	145.93	-	0.01	145.92	-	-	-	-	145.92
Buildings	2021-22	114.97	-	7.31	107.66	24.87	2.40	0.24	27.03	80.63
	2020-21	115.13	-	0.16	114.97	22.25	2.78	0.16	24.87	90.10
Total	2021-22	260.89	-	13.14	247.75	24.87	2.40	0.24	27.03	220.72
	2020-21	261.06	-	0.17	260.89	22.25	2.78	0.16	24.87	236.02

### Notes

(a) The Company measured all of its Investment Property at Cost in accordance with Ind AS 40.

(b) Deductions / Adjustments in Gross Block comprises of:

₹ in Crores

Particulars	2021 - 22				2020 - 21			
	Sale of Assets	Reclassified under PPE	Scrap of Assets	Total	Sale of Assets	Reclassified under PPE	Scrap of Assets	Total
Land	-	5.83	-	5.83	0.01	-	-	0.01
Buildings	-	7.31	-	7.31	-	-	0.16	0.16
<b>Total</b>	<b>-</b>	<b>13.14</b>	<b>-</b>	<b>13.14</b>	<b>0.01</b>	<b>-</b>	<b>0.16</b>	<b>0.17</b>

During the year, Deductions under Land amounting to ₹ 5.83 Crores and Buildings amounting to ₹ 7.31 Crores represent reclassification to Property, Plant & Equipment in view of its change in usage.

- (c) Scrap of assets represent assets derecognised from Financial Statements since no future benefit is expected from its use or disposal.
- (d) The Company has no restrictions on the realisability of its investment properties and no contractual obligations to purchase, construct or develop investment properties or for repairs, maintenance and enhancements.
- (e) The fair valuation of the investment properties are determined annually by an internal technical team, measured using the technique of quoted prices for similar assets in the active markets or recent price of similar properties in less active markets and adjusted to reflect those differences. All resulting fair value estimates for investment properties as given below are included in Level 2.

₹ in Crores

Particulars	31-03-2022	31-03-2021
Fair value of Investment Properties	558.67	546.85

(f) Information regarding Income & Expenditure of Investment Property are given below:

₹ in Crores

Particulars	31-03-2022	31-03-2021
Rental Income derived from Investment Properties	8.40	8.73
Less: Direct Operating Expenses (including Repairs & Maintenance) generating Rental Income	0.26	0.27
Less: Direct Operating Expenses (including Repairs & Maintenance) that did not generate Rental Income	-	-
Profit from investment properties before depreciation	8.14	8.46
Less: Depreciation	2.40	2.78
<b>Profit from investment properties</b>	<b>5.74</b>	<b>5.68</b>

# Notes to the Separate Financial Statements

For the year ended 31<sup>st</sup> March 2022

## 10 Intangible Assets

₹ in Crores

Particulars	Year	Gross Block				Depreciation				Net Block
		As at the beginning of the year	Additions	Deductions / Adjustments	As at the end of the year	As at the beginning of the year	For the year (Note 46)	Deductions / Adjustments	As at the end of the year	As at the end of the year
Mining rights	2021-22	40.07	-	-	40.07	21.41	2.18	-	23.59	16.48
	2020-21	36.28	3.79	-	40.07	18.03	3.38	-	21.41	18.66
Mine Development	2021-22	136.20	32.22	-	168.42	112.96	17.92	-	130.88	37.54
	2020-21	119.81	18.06	1.67	136.20	99.86	14.77	1.67	112.96	23.24
Computer Software	2021-22	26.92	1.85	0.74	28.03	11.11	4.24	0.74	14.61	13.42
	2020-21	25.40	1.52	-	26.92	7.12	3.99	-	11.11	15.81
Power Transmission system	2021-22	-	-	-	-	-	-	-	-	-
	2020-21	0.87	-	0.87	-	0.69	0.18	0.87	-	-
<b>Total</b>	2021-22	<b>203.19</b>	<b>34.07</b>	<b>0.74</b>	<b>236.52</b>	<b>145.48</b>	<b>24.34</b>	<b>0.74</b>	<b>169.08</b>	<b>67.44</b>
	2020-21	<b>182.36</b>	<b>23.37</b>	<b>2.54</b>	<b>203.19</b>	<b>125.70</b>	<b>22.32</b>	<b>2.54</b>	<b>145.48</b>	<b>57.71</b>

### Notes

- (a) Deductions / adjustments represent Intangible Assets derecognised from the Financial Statements since no future economic benefit is expected.
- (b) The Company has not revalued its Intangible Assets since the Company has adopted cost model as its accounting policy to an entire class of Intangible Assets in accordance with Ind AS 38.

## 11 Intangible Assets under Development

₹ in Crores

Particulars	Year	As at the beginning of the year	Additions	Capitalised	As at the end of the year
Mine Development	2021-22	29.73	44.35	32.22	41.86
	2020-21	26.10	21.69	18.06	29.73

### Notes

- (a) Refer Note No.60(d) for information relating to Ageing Schedule of Intangible Assets under Development.
- (b) The Company do not have mine development activity which was either suspended or whose cost has been exceeded as per the original plan.

# Notes to the Separate Financial Statements

For the year ended 31<sup>st</sup> March 2022

## 12 Investments in Subsidiaries / Associates

₹ in Crores

Particulars	Face Value ₹ per Share	31-03-2022		31-03-2021	
		Numbers	Amount	Numbers	Amount
<b>Quoted Investments - Fully paid up Equity Shares</b>					
<b>Associates</b>					
Ramco Systems Limited	10	54,17,810	90.56	54,17,810	90.56
Ramco Industries Limited	1	1,33,72,500	20.53	1,33,72,500	20.53
Rajapalayam Mills Limited	10	33,150	0.72	25,600	0.29
<b>Total Quoted Investments</b>	<b>(A)</b>		<b>111.81</b>		<b>111.38</b>
<b>Unquoted Investments - Fully paid up Equity Shares</b>					
<b>Subsidiaries</b>					
Ramco Windfarms Limited	1	71,50,000	1.84	71,50,000	1.84
Ramco Industrial and Technology Services Limited	10	45,00,000	4.50	45,00,000	4.50
<b>Sub-total</b>			<b>6.34</b>		<b>6.34</b>
<b>Associates</b>					
Madurai Transcarrier Limited	1	5,37,50,000	5.37	5,37,50,000	5.37
Lynks Logistics Limited	1	49,95,16,202	49.95	49,95,16,202	49.95
<b>Sub-total</b>			<b>55.32</b>		<b>55.32</b>
<b>Total Unquoted Investments</b>	<b>(B)</b>		<b>61.66</b>		<b>61.66</b>
<b>Total Investments in Subsidiaries / Associates</b>	<b>(A) + (B)</b>		<b>173.47</b>		<b>173.04</b>
<b>Aggregate Market Value of Quoted Investments</b>			<b>428.05</b>		<b>631.93</b>

### Notes

- (a) The Company has accounted for investments in Subsidiaries and Associates at Cost. Refer Note No.55(a) and Note No.55(b) for information on principal place of business / country of incorporation and the Company's interest / percentage of shareholding in the above subsidiaries and associates.
- (b) The Company has recognised the fair value of transaction cost amounting to ₹ 1.12 Crores and ₹ 2.50 Crores on financial guarantees as part of Cost of Investment on initial recognition, for the financial guarantees given on behalf of Ramco Wind farms Limited and Ramco Systems Limited respectively, in accordance with the requirements of Ind AS 109. The said transaction cost continue to be part of carrying amount until such investments are derecognised or impaired. Refer Note No.57 for information about valuation technique used for initial recognition under Disclosure of Fair value measurements.
- (c) The carrying amount of Investment in Subsidiaries / Associates is tested for impairment in accordance with Ind AS 36. These investments are strategic and long term in nature. Impairment testing is carried out for listed securities based on fair market value as per stock exchange. However, in case of unlisted securities, impairment testing is carried out based on the recent trade transactions with third parties or DCF method, wherever applicable. Accordingly, no impairment is considered necessary as at the reporting date.

# Notes to the Separate Financial Statements

For the year ended 31<sup>st</sup> March 2022

## 13 Other Investments

Particulars	Face Value ₹ per Share	31-03-2022		31-03-2021	
		Numbers	Amount	Numbers	Amount
₹ in Crores					
<b>Quoted Investments</b>					
<b>Equity Investments fully paid up (designated at FVTOCI)</b>					
India Cements Limited	10	58	0.00	58	0.00
Andhra Cements Limited	10	27	0.00	27	0.00
Housing Development Finance Corporation Limited	2	17,400	4.16	17,400	4.34
HDFC Bank Limited	1	5,000	0.73	5,000	0.75
<b>Sub-total</b>			<b>4.89</b>		<b>5.09</b>
<b>Investments in Mutual Funds (measured at FVTPL)</b>					
HDFC Mutual Fund	10	5,54,097	0.78	5,19,625	0.66
<b>Sub-total</b>			<b>0.78</b>		<b>0.66</b>
<b>Total Quoted Investments</b>	<b>(A)</b>		<b>5.67</b>		<b>5.75</b>
<b>Aggregate Market Value of Quoted Investments</b>			<b>5.67</b>		<b>5.75</b>
<b>Unquoted Investments - Fully paid up Equity Shares</b>					
<b>Other entities (designated at FVTOCI)</b>					
AP Gas Power Corporation Limited [Refer Note (a) below]	10	16,08,000	22.12	16,08,000	22.12
Sri Vishnu Shankar Mill Limited	10	2,100	0.01	2,100	0.01
Chennai Super Kings Cricket Limited	0.10	58	0.00	58	-
The Ramco Cements Employees' Co-operative Stores Ltd.	10	250	0.00	250	0.00
<b>Total Unquoted Investments</b>	<b>(B)</b>		<b>22.13</b>		<b>22.13</b>
<b>Total Other Investments</b>	<b>(A) + (B)</b>		<b>27.80</b>		<b>27.88</b>

### Notes

- (a) The Company has invested ₹ 22.12 Crores in Andhra Pradesh Gas Power Corporation Limited (APGPCL) by purchasing its 16,08,000 equity shares. The investment entitles the Company to source 6 MW power from APGPCL at economical rates compared to the rates charged by AP State Electricity Board. Considering the subsequent availability of captive power source at its plant, in order to ensure optimum usage of entitled power, 3,08,200 shares (PY: 6,16,400 shares) are being held jointly with the related parties as at the reporting date. Consequently, the related parties have used the entitled power of 1.15 MW (PY: 2.30 MW) for which the charges were borne by them directly and balance power of 4.85 MW (PY: 3.70 MW) were used by the Company captively. The Company has collected 10 paise per unit for the power consumed by the related parties by virtue of joint entitlement of power. [Refer Note No. 56(c)(5) & Note No. 56(a)(13)].
- (b) Refer Note No.57 for information about fair value hierarchy under Disclosure of Fair value measurements.

## 14 Loans (Non-current)

Particulars	₹ in Crores	
	31-03-2022	31-03-2021
<b>Secured and Considered Good</b>		
Loans to employees	4.41	5.09
Loans to service providers	4.56	3.49
<b>Unsecured and Considered Good</b>		
Loans to Subsidiaries & Associates [Refer Note No.56(c)(2)]	71.70	58.02
Loans to employees	4.36	3.80
<b>Total</b>	<b>85.03</b>	<b>70.40</b>

### Notes

- (a) Loans are non-derivative financial assets and are carried at Amortized Cost, which generate a fixed or variable interest income for the Company.

# Notes to the Separate Financial Statements

For the year ended 31<sup>st</sup> March 2022

- (b) Secured Loans and considered good are covered by way of deposit of original title deeds / hypothecation of assets / creation of second charge of the underlying immovable properties.
- (c) Loans to Subsidiaries & Associates comprises ₹ 61.24 Crores (PY: ₹ 46.24 Crores) towards outstanding loans in connection with funding for acquisition of capital asset and ₹ 10.46 Crores (PY: ₹ 11.78 Crores) towards working capital in the normal course of business.
- (d) The Company has not granted any loan or advance in the nature of loan to promoters, directors, KMPs and other related parties that are repayable on demand; or without specifying any terms or period of repayment.

## 15 Other Financial Assets (Non-current)

₹ in Crores

Particulars	31-03-2022	31-03-2021
<b>Unsecured and Considered Good</b>		
Security Deposits with related parties [Refer Note No.56(c)(3)]	6.90	-
Deposit with Government Departments	22.13	21.27
Fixed Deposits with Banks (maturity more than 12 months)	0.02	0.09
<b>Total</b>	<b>29.05</b>	<b>21.36</b>

### Notes

- (a) Security deposits with related parties, which was earlier classified under 'Loans' is now reclassified as 'Other Financial Assets' in accordance with amended Schedule III to the Companies Act 2013.
- (b) Fixed Deposits with Banks represent amount held as security towards Government departments.

## 16 Other Non-Current Assets

₹ in Crores

Particulars	31-03-2022	31-03-2021
<b>Secured and Considered Good</b>		
Capital Advances	119.67	191.89
<b>Unsecured and Considered Good</b>		
Capital Advances	70.59	42.43
Deposits under protest, in Appeals [Refer Note No.49.2.1 to 49.2.22]	35.81	34.27
Balance/Claims with Government Departments [Refer Note (b) below]	2.75	2.77
Income Tax Refund receivable	3.67	4.87
Prepaid Expenses	17.52	13.91
<b>Total</b>	<b>250.01</b>	<b>290.14</b>

### Notes

- (a) Secured Capital Advances are covered by way of Bank guarantees.
- (b) The Company's petition filed against the judgement upholding the validity of "The Cess and Other Taxes on Minerals (Validation) Act, 1992" in the Supreme Court has been ruled in Company's favour. Pursuant to the above judgement, the Company is entitled to receive a sum of ₹ 1.50 Crores (PY: ₹ 1.50 Crores) from the Government of Tamil Nadu, which is included in 'Balance / Claims with Government Departments'.

# Notes to the Separate Financial Statements

For the year ended 31<sup>st</sup> March 2022

## 17 Inventories (Valued at lower of Cost or Net Realisable Value)

Particulars	₹ in Crores	
	31-03-2022	31-03-2021
Raw materials	196.67	144.74
Stores and Spares	172.60	184.65
Fuel	340.62	157.23
Packing Materials	42.30	36.55
Work-in-progress	45.25	39.82
Finished goods	35.89	34.91
<b>Total</b>	<b>833.33</b>	<b>597.90</b>

### Notes

(a) Goods in transit included in Inventories -

Particulars	₹ in Crores	
	31-03-2022	31-03-2021
Raw materials	11.17	1.86
Stores and Spares	0.03	0.02
<b>Total</b>	<b>11.20</b>	<b>1.88</b>

(b) The Average Inventory Holding period stood at 44 days for the year ended 31-03-2022 (PY: 43 days) [Refer Note No.62].

(c) The total carrying amount of inventories as at the reporting date has been pledged as security for Short term Borrowings.

## 18 Trade Receivables

Particulars	₹ in Crores	
	31-03-2022	31-03-2021
Secured and considered good	172.75	263.02
Unsecured and considered good	177.02	112.16
Unsecured and which have significant increase in credit risk	6.25	6.80
Allowance for expected credit loss	(6.25)	(6.80)
<b>Total</b>	<b>349.77</b>	<b>375.18</b>

### Notes

(a) Unsecured Trade Receivables include dues from -

Particulars	₹ in Crores	
	31-03-2022	31-03-2021
- State Electricity Boards towards Sale of Power	96.15	44.29
- State Government departments towards Sale of Cement	14.65	24.05
- Other Related parties towards other services [Refer Note No. 56(c)(1)]	0.77	0.36
<b>Total</b>	<b>111.57</b>	<b>68.70</b>

(b) Trade receivables are neither due from directors or other officers of the Company either severally or jointly with any other person, nor any trade or other receivables are due from firms or private companies respectively in which any director is a partner, a director or a member.

(c) Trade receivables in respect of cement are generally non-interest bearing. The average collection period stood at 22 days for the year ended 31-03-2022 (PY: 31 days). Refer Note No.62 for reasons for variation.

(d) The receivables due from the related parties are furnished in Note No.56(c)(1).



# Notes to the Separate Financial Statements

For the year ended 31<sup>st</sup> March 2022

- (e) The Company has received the money from the banks on account of factoring of certain receivables by assigning its rights and privileges to the banks pertaining to such receivables, amounting to ₹ 399.38 Crores (PY: ₹ 182.35 Crores) and thus reduced from the Trade receivables.
- (f) Refer Note No.58 & 60(e) for information about risk profile of Trade Receivables under Financial Risk Management and Ageing Schedule respectively.
- (g) The total carrying amount of trade receivables has been pledged as security for Short term Borrowings.

## 19 Cash and Cash Equivalents

Particulars	₹ in Crores	
	31-03-2022	31-03-2021
Cash on hand	0.08	0.08
Imprest balances	0.04	0.02
Balances with Banks in Current Account	143.62	106.04
<b>Total</b>	<b>143.74</b>	<b>106.14</b>

### Notes

- (a) Balance with Banks in Current Account include ₹ 1 Crore held by a foreign branch that operates in a country where repatriation restrictions is enforceable as at the reporting date.
- (b) Refer Note No.58 for information about risk profile of cash and cash equivalents and the amount of undrawn borrowing facilities under Financial Risk Management.

## 20 Bank Balances other than Cash and Cash Equivalents

Particulars	₹ in Crores	
	31-03-2022	31-03-2021
Fixed Deposits with Banks (maturity of more than 3 months but less than 12 months)	30.07	29.11
Earmarked Balance with Banks for Unclaimed Dividend	2.23	6.61
<b>Total</b>	<b>32.30</b>	<b>35.72</b>

### Notes

- (a) Fixed Deposits with Banks include -
- | Particulars  | ₹ in Crores |            |
|--|-------------|------------|
|  | 31-03-2022  | 31-03-2021 |
| (i) Amount deposited by the Company as per the directions issued by Competition Appellate Tribunal in the matter of alleged cartelisation [Refer Note No.49.2.6] | 25.86       | 25.86      |
| (ii) Interest accrued on the above   | 4.04        | 3.10       |
| (iii) Amount deposited which is held towards security to various Government departments  | 0.17        | 0.15       |
- (b) During the previous year, Earmarked Balance with Banks for Unclaimed Dividend include ₹ 4.16 Crores pertaining to amount earmarked for TDS on Dividends for payment at the respective due date.

## 21 Loans (Current)

Particulars	₹ in Crores	
	31-03-2022	31-03-2021
<b>Secured and Considered Good</b>		
Loans to employees	3.43	3.42
Loans to service providers	4.85	6.38
<b>Unsecured and Considered Good</b>		
Loans to Subsidiaries [Refer Note No.56(c)(2)]	6.80	-
Loans to employees	5.29	4.74
Loans to service providers	0.02	-
<b>Total</b>	<b>20.39</b>	<b>14.54</b>

# Notes to the Separate Financial Statements

For the year ended 31<sup>st</sup> March 2022

## Notes

- (a) Loans are non-derivative financial assets and are carried at Amortized Cost, which generate a fixed or variable interest income for the Company.
- (b) Secured Loans and considered good are covered by way of deposit of original title deeds / hypothecation of assets / creation of second charge of the underlying immovable properties.
- (c) The Company has not granted any loan or advance in the nature of loan to promoters, directors, KMPs and other related parties that are repayable on demand; or without specifying any terms or period of repayment.

## 22 Other Financial Assets (Current)

Particulars	₹ in Crores	
	31-03-2022	31-03-2021
<b>Secured and Considered Good</b>		
Security Deposits with related parties [Refer Note No.56(c)(3)]	4.27	13.16
<b>Unsecured and Considered Good</b>		
Claims receivable	76.18	61.61
Advance recoverable in cash	6.75	5.15
Deposits with Government Departments	0.84	0.76
Industrial Promotion Assistance receivable	60.40	60.40
Interest receivable	1.17	1.12
Unbilled Revenue	4.69	4.46
<b>Total</b>	<b>154.30</b>	<b>146.66</b>

## Notes

- (a) Security deposits with related parties, which was earlier classified under 'Loans' was reclassified as 'Other Financial Assets' in accordance with amended Schedule III to the Companies Act 2013.
- (b) Industrial Promotion Assistance receivable represents amount receivable from Government of Andhra Pradesh.
- (c) Unbilled Revenue being Contract assets represent power transmitted to grid for which the billing is done in the subsequent period as per the terms agreed with customer including the billing cycle.
- (d) Changes in Entity's balances of Contract assets required under Para 118 of Ind AS 115, Revenue from Contracts with Customers is given below:

Particulars	₹ in Crores	
	31-03-2022	31-03-2021
Unbilled Revenue as at 1 <sup>st</sup> April	4.46	3.70
Add: Generation of windpower net of wheeling and banking during the year [Refer Note No.40]	59.54	56.42
Less: Net Billing done during the year	59.31	55.66
<b>Unbilled Revenue as at 31<sup>st</sup> March</b>	<b>4.69</b>	<b>4.46</b>

- (e) Refer Note No.60(f) for information relating to Ageing Schedule for Unbilled Revenue.

## 23 Current Tax Assets, net

Particulars	₹ in Crores	
	31-03-2022	31-03-2021
Advance Income Tax, Self Assessment Tax & Tax deducted at source	-	0.70
<b>Total</b>	<b>-</b>	<b>0.70</b>

**Note:** Advance Income Tax, Self Assessment Tax and Tax deducted at source is netted against the provision of tax of ₹ 164.65 Crores (PY: ₹ 242.86 Crores).

# Notes to the Separate Financial Statements

For the year ended 31<sup>st</sup> March 2022

## 24 Other Current Assets

₹ in Crores

Particulars	31-03-2022	31-03-2021
<b>Unsecured and Considered Good</b>		
Balance/Claims with Government Departments	14.88	11.38
Advances to Suppliers & Service providers [Refer Note (a) below]	59.66	44.86
Tax Credit - Indirect taxes [Refer Note (b) below]	67.32	96.96
Prepaid Expenses	28.87	21.12
<b>Total</b>	<b>170.73</b>	<b>174.32</b>

### Notes

- (a) Unadjusted advances pertaining to related parties of ₹ 2.17 Crores (PY: Nil) included in Advances to Suppliers & Service providers are included in Note No.56(c)(3).
- (b) Tax Credit - Indirect taxes represent un-utilised input tax credit availed under GST. These credits are available for set-off in the subsequent periods.

## 25 Equity Share Capital

₹ in Crores

Particulars	31-03-2022	31-03-2021
<b>Authorised</b>		
25,00,00,000 Equity Shares of ₹ 1/- each (PY: 25,00,00,000 Equity Shares of ₹ 1/- each)	25.00	25.00
<b>Issued, Subscribed and Fully paid-up</b>		
23,62,92,380 Equity Shares of ₹ 1/- each (PY: 23,58,89,945 Equity Shares of ₹ 1/- each)	23.63	23.59

**Note:** 2,33,600 bonus shares (PY: 2,33,600 bonus shares) of ₹ 1/- each remain unallotted pending completion of required formalities.

### (i) Reconciliation of the number of shares

Particulars	31-03-2022	31-03-2021
No. of equity shares at the beginning of the year	23,58,89,945	23,55,76,780
Shares allotted pursuant to exercise of stock options	4,02,435	3,13,165
No. of Equity shares at the end of the year	23,62,92,380	23,58,89,945

### (ii) Term/Rights/Restrictions attached to Equity Shares

The Company has one class of equity shares having a face value of ₹ 1/- each. Each shareholder is eligible for one vote per share held. The Company declares and pays dividend in Indian Rupees. In the event of liquidation of the Company, the equity shareholders will be entitled to receive remaining assets of the Company, after distribution of all preferential amounts. The distribution will be in proportion to the number of equity shares held by the shareholders.

### (iii) Shareholders holding more than 5 percent in the Company

Particulars	31-03-2022		31-03-2021	
	No. of Shares	% of holding	No. of Shares	% of holding
Ramco Industries Limited	5,04,75,795	21.36	4,99,00,245	21.15
Rajapalayam Mills Limited	3,26,25,264	13.81	3,30,65,000	14.02
Kotak Mahindra Mutual Fund	1,65,35,640	7.00	1,63,20,467	6.92
Life Insurance Corporation of India	1,61,66,688	6.84	89,83,735	3.81

# Notes to the Separate Financial Statements

For the year ended 31<sup>st</sup> March 2022

Particulars	31-03-2022	31-03-2021
(iv) Aggregate number of equity shares of ₹ 1/- each bought back during the period of five years immediately preceding the reporting date	25,00,000	25,00,000
(v) Number of Equity Shares of ₹ 1/- each reserved for issue under Employee Stock Options Scheme, 2018. Refer Note No. 52 for terms, conditions and other disclosures as per Ind AS 102	-	4,02,435

## (vi) Shareholding of Promoters

Name of the Promoter	Shares held by Promoters at the end of the year		
	No. of Shares	% of total shares	% change during the year
<b>PROMOTER</b>			
P.R.Venketrama Raja	17,46,460	0.74	-0.09
<b>PROMOTER GROUP</b>			
Ramco Industries Limited	5,04,75,795	21.36	0.21
Rajapalayam Mills Limited	3,26,25,264	13.81	-0.21
Sri Vishnu Shankar Mill Limited	30,94,200	1.31	-
The Ramaraju Surgical Cotton Mills Limited	33,13,175	1.40	-
Sudharsanam Investments Limited	29,82,600	1.26	-
Saradha Deepa	16,83,960	0.71	-0.12
Nalina Ramalakshmi	19,36,460	0.82	-0.01
Ramachandra Raja Chittammal	7,36,000	0.31	-
R Sudarsanam	12,86,960	0.55	-
S.R.Srirama Raja	1,20,000	0.05	-
N.R.K.Ramkumar Raja	16,000	0.01	-
<b>Total</b>	<b>10,00,16,874</b>	<b>42.33</b>	<b>-0.22</b>

## 26 Other Equity

### Capital Redemption Reserve

₹ in Crores

Particulars	31-03-2022	31-03-2021
Balance as per last Financial Statement	1.63	1.63

#### Nature of Reserve

Capital Redemption Reserve was created for a sum equivalent to its face value at the time of Buy-back of Shares. The Company can use this reserve for issuing fully paid up Bonus shares.

### Securities Premium

₹ in Crores

Particulars	31-03-2022	31-03-2021
Balance as per last Financial Statement	22.24	-
Add: Amount transferred from Employee Stock Options Reserve pursuant to exercise of stock options	26.10	20.68
Add: Amount transferred from Share Application Money pending allotment pursuant to exercise of stock options	2.25	1.56
<b>Total</b>	<b>50.59</b>	<b>22.24</b>

#### Nature of Reserve

Securities Premium was credited when shares are issued at a premium. The Company can use this reserve to issue bonus shares, to provide for premium on redemption of shares or debentures, preliminary expenses and the commission paid or discount allowed on, any issue of shares or debentures of the Company.

# Notes to the Separate Financial Statements

For the year ended 31<sup>st</sup> March 2022

General Reserve		₹ in Crores	
Particulars	31-03-2022	31-03-2021	
Balance as per last Financial Statement	5,353.81	4,668.74	
Add: Amount transferred from Retained Earnings	890.25	685.07	
<b>Total</b>	<b>6,244.06</b>	<b>5,353.81</b>	

## Nature of Reserve

General Reserve represents the statutory reserve in accordance with Companies Act, 2013 wherein a portion of profit is apportioned to general reserve. Under Companies Act, 1956 it was mandatory to transfer amount before a Company can declare dividend, however under Companies Act, 2013 transfer of any amount to General reserve is at the discretion of the Company.

Employee Stock Options Reserve		₹ in Crores	
Particulars	31-03-2022	31-03-2021	
Balance as per last Financial Statement	20.38	21.52	
Add: Reserve created for fair value of ESOPs recognised over the vesting period	5.72	19.54	
Less: Amount transferred to Securities Premium pursuant to exercise of stock options	26.10	20.68	
<b>Total</b>	<b>-</b>	<b>20.38</b>	

## Nature of Reserve

The share based payment reserve represent amount recognised towards the value of equity-settled share based payments granted to employees under ESOS 2018.

Retained Earnings		₹ in Crores	
Particulars	31-03-2022	31-03-2021	
Balance as per last Financial Statement	200.00	200.00	
Add: Profit for the year	892.70	761.08	
Add: Transfer from FVTOCI Reserve	(2.45)	(5.17)	
<b>Balance available for Appropriations</b>	<b>1,090.25</b>	<b>955.91</b>	
<b>Less: Appropriations</b>			
Interim Dividend (₹ 3/- per share for the year 2020-21)	-	66.68	
Tax deducted at Source on Interim Dividend	-	4.16	
Transfer to General reserve	890.25	685.07	
<b>Total Appropriations</b>	<b>890.25</b>	<b>755.91</b>	
<b>Total</b>	<b>200.00</b>	<b>200.00</b>	

## Nature of Reserve

Retained Earnings represent the undistributed profits of the Company remaining after transfer to other Reserves.

Fair Value through Other Comprehensive Income Reserve (FVTOCI Reserve)		₹ in Crores	
Particulars	31-03-2022	31-03-2021	
Balance as per last Financial Statement	5.15	3.11	
Add: Other Comprehensive Income for the year	(2.65)	(3.13)	
<b>Sub-Total</b>	<b>2.50</b>	<b>(0.02)</b>	
Less: Transfer to Retained Earnings	(2.45)	(5.17)	
<b>Total</b>	<b>4.95</b>	<b>5.15</b>	

## Nature of Reserve

Fair Value through Other Comprehensive Income Reserve represents the balance in equity for items to be accounted in Other Comprehensive Income (OCI). The Company has opted to recognise the changes in the fair value of certain investments in equity instruments and remeasurement of defined benefit obligations in OCI. The Company transfers amounts from this reserve to Retained Earnings in case of actuarial loss / gain and in case of fair value recognition of equity instrument, the same will be transferred when the respective equity instruments are derecognised.

<b>Total</b>	<b>6,501.23</b>	<b>5,603.21</b>	
--------------	-----------------	-----------------	--

# Notes to the Separate Financial Statements

For the year ended 31<sup>st</sup> March 2022

## 27 Long Term Borrowings

₹ in Crores

Particulars	31-03-2022	31-03-2021
<b>Secured</b>		
Redeemable Non Convertible Debentures (NCDs) at par		
6.90% Non Convertible Debentures Series C	-	100.00
7.00% Non Convertible Debentures Series D	100.00	100.00
5.50% Non Convertible Debentures Series E	195.00	195.00
5.50% Non Convertible Debentures Series F	100.00	200.00
6.90% Non Convertible Debentures Series G	150.00	-
6.90% Non Convertible Debentures Series H	150.00	-
Term Loans from Banks	1,989.97	1,350.83
Soft Loan from Government	107.16	135.39
<b>Unsecured</b>		
Interest free Deferred Sales tax liability	65.16	81.40
<b>Total</b>	<b>2,857.29</b>	<b>2,162.62</b>

### Notes

#### (a) Redeemable Non-Convertible Debentures (NCDs)

- Pari-Passu first charge by way of hypothecation on the movable fixed assets of the Company (both present and future), excluding vehicles for all series of NCDs issued by the Company.
- Pari-Passu first charge by way of mortgage on the Immovable properties of the Company (both present and future) relating to the Company's cement plant at Alathiyur, Tamil Nadu for series C, D, E & F.
- The debentures are repayable on the specified due dates. The rate of interest and redemption dates of debentures starting from farthest redemption is given below:

Particulars	Maturity Date	No. of Instalments	₹ in Crores
Series H - 6.90% Non Convertible Debentures	24-03-2027	1	150.00
Series G - 6.90% Non Convertible Debentures	24-12-2026	1	150.00
Series E - 5.50% Non Convertible Debentures	20-05-2024	1	195.00
Series D - 7.00% Non Convertible Debentures	26-05-2023	1	100.00
Series F - 5.50% Non Convertible Debentures	26-04-2023	1	100.00
Series F - 5.50% Non Convertible Debentures	24-02-2023	1	100.00
Series C - 6.90% Non Convertible Debentures	26-08-2022	1	100.00
<b>Sub-Total</b>		<b>7</b>	<b>895.00</b>
Less: Transferred to Current maturities of Long term borrowings (Refer Note No.32)		2	200.00
<b>Total</b>		<b>5</b>	<b>695.00</b>

- As per Companies (Share capital and Debentures) Amendment Rules 2019 notified on 16-08-2019, Debenture Redemption Reserve is not required to be created for privately placed debentures issued by listed companies. Since the Company has issued debentures by way of private placement, the debenture redemption reserve is not created.

#### (b) Term Loans from Banks

- Pari-Passu first charge, by way of hypothecation, on the entire movable fixed assets of the Company both present and future.

## Notes to the Separate Financial Statements

For the year ended 31<sup>st</sup> March 2022

(ii) The maturity profile of the term loans repayable on various due dates are grouped as given below:

Repayment Due	No. of Monthly Instalments	₹ in Crores
2022 - 23	12	320.82
2023 - 24	12	546.24
2024 - 25	12	644.17
2025 - 26	12	520.81
2026 - 27	8	170.00
2027 - 28	7	108.75
<b>Sub-total</b>	<b>63</b>	<b>2,310.79</b>
Less: Transferred to Current maturities of Long term borrowings [Refer Note No.32]	12	320.82
<b>Total</b>	<b>51</b>	<b>1,989.97</b>

(iii) The details of Term Loan from Banks and its covenants are summarized below:

Particulars	Interest Rate linked to	Interest Reset Frequency	₹ in Crores
5.25% Axis Bank repayable in 16 equal quarterly instalments	Repo Rate	Quarterly	50.00
5.40% Axis Bank repayable in 1 instalment	1 year G-Sec	Annual	75.00
5.45% Axis Bank repayable in 1 instalment	1 year G-Sec	Half yearly	125.00
5.45% Axis Bank repayable 16 equal quarterly instalments	1 year G-Sec	Half yearly	30.00
5.25% Axis Bank repayable in 16 equal quarterly instalments	Repo Rate	Quarterly	70.00
6.10% HDFC Bank repayable in 20 equal quarterly instalments	Repo Rate	Quarterly	532.46
5.50% HDFC Bank repayable in 20 equal quarterly instalments	Repo Rate	Quarterly	2.38
5.25% HDFC Bank repayable in 20 equal quarterly instalments	Repo Rate	Quarterly	155.11
5.29% HDFC Bank repayable in 16 equal quarterly instalments	1 month T-Bill	Monthly	107.04
5.27% HDFC Bank repayable in 16 equal quarterly instalments	1 month T-Bill	Monthly	9.27
5.26% HDFC Bank repayable in 16 equal quarterly instalments	1 month T-Bill	Monthly	26.00
5.36% HDFC Bank repayable in 16 equal quarterly instalments	1 month T-Bill	Monthly	18.71
5.24% HDFC Bank repayable in 16 equal quarterly instalments	1 month T-Bill	Monthly	235.61
5.17% HDFC Bank repayable in 16 equal quarterly instalments	1 month T-Bill	Monthly	9.89
5.19% HDFC Bank repayable in 16 equal quarterly instalments	1 month T-Bill	Monthly	1.60
5.22% HDFC Bank repayable in 16 equal quarterly instalments	1 month T-Bill	Monthly	0.61
5.25% HDFC Bank repayable in 16 equal quarterly instalments	1 month T-Bill	Monthly	26.12
5.33% HDFC Bank repayable in 16 equal quarterly instalments	1 month T-Bill	Monthly	65.15
5.90% Kotak Mahindra Bank repayable in 12 equal quarterly instalments	Repo Rate	Quarterly	133.34
5.54% HSBC Bank repayable in 16 quarterly instalments	3 month T-Bill	Quarterly	50.00
5.25% HSBC Bank repayable in 2 equal instalments	1 year T-Bill	Yearly	200.00
5.90% HSBC Bank repayable in 12 equal quarterly instalments	1 month T-Bill	Monthly	87.50
5.50% HSBC Bank repayable in 2 equal yearly instalments	3 month T-Bill	Quarterly	100.00
5.50% HSBC Bank repayable in 3 equal half-yearly instalments	3 month T-Bill	Quarterly	200.00
<b>Total</b>			<b>2,310.79</b>

## Notes to the Separate Financial Statements

For the year ended 31<sup>st</sup> March 2022

### (c) Soft Loan from Government

- (i) The Company has opted to apply the fair value measurements for the loans availed at a concessional rate prospectively and accordingly, the Company has used its previous GAAP carrying amount of the loan at the date of transition to Ind AS as the carrying amount of the loan in the opening Ind AS Balance sheet. The Company has measured the loans at fair value which are availed at a concessional rate subsequent to transition date. The difference between fair value of the loan and the carrying amount is classified as Deferred Grant.

Particulars	₹ in Crores	
	31-03-2022	31-03-2021
Balance as at the beginning of the year	135.39	133.11
Add: Interest on the fair value of soft loan as at the reporting date	2.51	2.28
<b>Sub-total</b>	<b>137.90</b>	<b>135.39</b>
Less: Transferred to Current maturities of Long term borrowings [Refer Note No.32]	30.74	-
<b>Total</b>	<b>107.16</b>	<b>135.39</b>

- (ii) *Pari-passu* first charge, by way of hypothecation on the movable fixed assets and mortgage on the immovable properties pertaining to Cement unit located in Ariyalur, Expansion at Ramasamyraja nagar Plant, Grinding units at Chengalpattu and Salem.
- (iii) This loan carries an interest rate of 0.10% p.a. and are repayable upon completion of 10<sup>th</sup> year from the date of availment.
- (iv) Undiscounted value of the non-current portion of soft loan from government being, ₹ 122.30 Crores (Fair value as at the reporting date is ₹ 107.16 Crores), are repayable as per the schedule given below:

Repayment Due	No. of Instalments	₹ in Crores
April 2022	1	30.74
April 2023	1	50.01
April 2024	1	30.02
April 2025	1	18.60
April 2026	1	10.00
April 2027	1	5.74
April 2028	1	4.95
April 2029	1	2.98
<b>Sub-total</b>	<b>8</b>	<b>153.04</b>
Less: Transferred to Current maturities of Long term borrowings [Refer Note No.32]	1	30.74
<b>Total</b>	<b>7</b>	<b>122.30</b>

### (d) Interest free Deferred Sales tax Liability

- (i) The Company has opted to apply the fair value measurements for the loans availed at a concessional rate prospectively and accordingly, the Company has used its previous GAAP carrying amount of the loan at the date of transition to Ind AS as the carrying amount of the loan in the opening Ind AS Balance sheet. The Company has not availed any interest free loan after the transition date.
- (ii) The Company has availed Interest free Deferred Sales tax liability from State Government under Deferral Sales tax scheme for the Investments made in Alathiyur and Jayanthipuram plant, which are measured at transaction value.



# Notes to the Separate Financial Statements

For the year ended 31<sup>st</sup> March 2022

(iii) The maturity profile of Interest free Deferred Sales tax liability is given below:

Repayment Due	No. of Instalments	₹ in Crores
2022 - 23	4	16.24
2023 - 24	9	38.21
2024 - 25	4	18.64
2025 - 26	3	8.31
<b>Sub-total</b>	<b>20</b>	<b>81.40</b>
Less: Transferred to Current maturities of Long term borrowings [Refer Note No.32]	4	16.24
<b>Total</b>	<b>16</b>	<b>65.16</b>

(e) The disclosures with regard to borrowings of large corporates in terms of SEBI Circular No. SEBI/HO/DDHS/CIR/P/2018/144 dated 26-11-2018 is as below:

Particulars	₹ in Crores
(i) 2-year block period (Financial years: T, T+1)	FY 2021-22 & FY 2022-23
(ii) Incremental borrowings done in FY 2021-22 (T)	1,583.30
(iii) Mandatory borrowing to be done through issuance of debt securities [25% of ii]	395.83
(iv) Actual borrowings done through debt securities, Non-convertible debentures in FY (T)	300.00
(v) Shortfall in the borrowing through debt securities, if any for FY (T-1) carried forward to FY (T)	-
(vi) Quantum of (v), which has been met from (iv)	-
(vii) Shortfall, if any, in the mandatory borrowings through debt securities for FY (T)	95.83

T & T+1 refers to FY 2021-22 and FY 2022-23 respectively. The requirement of mandatory incremental borrowing by a large corporate i.e Company, need to be met over contiguous block of two years i.e T & T+1.

- (f) The Company has used the borrowings from banks and financial institutions for the specific purpose for which it was taken as at the reporting date.
- (g) Registration, Modification and Satisfaction of charges relating to the year under review, had been filed with the ROC, within the prescribed time or within the extended time requiring the payment of additional fees.
- (h) Refer Note No.58 for information about risk profile of borrowings under Financial Risk Management.

## 28 Lease Liabilities

Particulars	₹ in Crores	
	31-03-2022	31-03-2021
Lease Liabilities [Refer Note No.53]	19.58	7.95
<b>Total</b>	<b>19.58</b>	<b>7.95</b>

## 29 Provisions (Long term)

Particulars	₹ in Crores	
	31-03-2022	31-03-2021
Provision for Mines Restoration Obligation	41.25	32.06
<b>Total</b>	<b>41.25</b>	<b>32.06</b>

### Notes

- (a) The Company provides for the expenses at fair value that are required to restore the mines based on the estimated mineral reserves available and is included in Cost of materials consumed. The unwinding of discount on provisions is shown as Finance Costs in the Statement of Profit and Loss.

# Notes to the Separate Financial Statements

For the year ended 31<sup>st</sup> March 2022

(b) Movement in Provisions for Mines Restoration Obligation ₹ in Crores

Particulars	31-03-2022	31-03-2021
Carrying amount as at the beginning of the year	32.06	24.03
Add: Provision created during the year	5.68	5.31
Add: Unwinding of discount on provisions	3.51	2.72
<b>Carrying amount as at the end of the year</b>	<b>41.25</b>	<b>32.06</b>

## 30 Deferred Tax Liabilities, net

₹ in Crores

Particulars	As at 01-04-2020	MAT Credit Set off Utilised / Reversed	Recognised in Profit and Loss	As at 31-03-2021	MAT Credit Set off Utilised / Reversed	Recognised in Profit and Loss	As at 31-03-2022
Tax Impact on difference between book depreciation and depreciation under the Income Tax Act, 1961	989.55	-	116.80	1,106.35	-	(267.26)	839.09
Tax Impact on amortization of intangible assets	0.05	-	(0.05)	-	-	-	-
Tax impact on provision for compensated absences	(9.12)	-	(1.82)	(10.94)	-	2.34	(8.60)
Tax impact on allowance for expected credit losses	(2.31)	-	(0.07)	(2.38)	-	0.81	(1.57)
Tax Impact on lease accounting as per Ind AS 116	(0.02)	-	(0.16)	(0.18)	-	(0.08)	(0.26)
Tax Impact on Asset related subsidy from Government	(0.08)	-	0.02	(0.06)	-	0.04	(0.02)
Tax Impact on capitalisation of borrowing cost as per ICDS	-	-	-	-	-	(4.22)	(4.22)
Unused tax credits (i.e) MAT Credit Entitlement	(60.33)	35.84	19.86	(4.63)	4.63	-	-
Others	(0.51)	-	-	(0.51)	-	0.13	(0.38)
<b>Total</b>	<b>917.23</b>	<b>35.84</b>	<b>134.58</b>	<b>1,087.65</b>	<b>4.63</b>	<b>(268.24)</b>	<b>824.04</b>

## Reconciliation of Deferred tax Liabilities, net

₹ in Crores

Particulars	31-03-2022	31-03-2021
<b>Balance at the beginning of the year</b>	<b>1,087.65</b>	<b>917.23</b>
Deferred Tax Expense during the year recognised in Statement of Profit and Loss	(268.24)	134.58
MAT Credit Set-off utilised / reversed during the year	4.63	35.84
<b>Balance at the end of the year</b>	<b>824.04</b>	<b>1,087.65</b>

# Notes to the Separate Financial Statements

For the year ended 31<sup>st</sup> March 2022

Components of Tax Expenses		₹ in Crores	
Particulars	31-03-2022	31-03-2021	
<b>(i) Profit or Loss Section</b>			
<b>Current Tax</b>			
Current Income Tax charge	165.48	245.63	
Current Tax adjustments of earlier years	6.67	(1.61)	
<b>Deferred Tax</b>			
Relating to the origination and reversal of temporary differences	41.22	115.80	
MAT Credit reversal of earlier year	4.63	-	
Deferred Tax adjustments of earlier years	(309.46)	18.78	
<b>Total Tax Expenses recognised in Profit or Loss section</b>	<b>(91.46)</b>	<b>378.60</b>	
<b>(ii) Other Comprehensive Income Section</b>			
Current Tax charge/(credit) on remeasurement losses on defined benefit obligations, net	(0.83)	(2.77)	
<b>Total Tax Credit to OCI</b>	<b>(0.83)</b>	<b>(2.77)</b>	
<b>(iii) Total Tax Expenses recognised in Statement of Profit and Loss (i) + (ii)</b>	<b>(92.29)</b>	<b>375.83</b>	

Reconciliation of the Income tax provision to the amount computed by applying the statutory Income tax rate to the Income before taxes is summarised below:

		₹ in Crores	
Particulars	31-03-2022	31-03-2021	
<b>Accounting Profit before Tax (including OCI)</b>	<b>797.76</b>	<b>1,133.78</b>	
Corporate Tax Rate %	25.168%	34.944%	
<b>Computed Tax Expense</b>	<b>200.78</b>	<b>396.19</b>	
<b>Increase/(reduction) in taxes on account of:</b>			
Tax adjustments of earlier years [Refer Note (b) below]	7.42	17.17	
Non-deductible expenses	6.26	9.54	
Income exempt / eligible for deduction under chapter VI-A	(0.23)	(43.04)	
Additional allowances / deductions for tax purposes	(0.94)	(4.03)	
Change in tax rate during the year [Refer Note (a) below]	(305.58)	-	
<b>Tax Expenses recognised in the Statement of Profit and Loss</b>	<b>(92.29)</b>	<b>375.83</b>	

## Notes

- (a) The Company has an irrevocable option of shifting to a lower tax rate and simultaneously forgo certain tax incentives, deductions and accumulated MAT credit as per Section 115BAA in the Income Tax Act, 1961. In view of the overall tax benefits available under Section 115BAA, the Company has opted for shifting to lower tax regime from FY 2021-22 onwards. Accordingly, the Company has restated the net deferred tax liability as at 01-04-2021 in accordance with the reduced tax rates i.e 25.168% as against the old tax rate i.e 34.944% and thus reversed ₹ 305.58 Crores during the year ended 31-03-2022.
- (b) Tax adjustments of earlier years represent amount provided for / written back based on recent assessment orders.

## 31 Deferred Government Grants (Non-current)

		₹ in Crores	
Particulars	31-03-2022	31-03-2021	
Deferred Government Grant	10.07	11.45	
<b>Total</b>	<b>10.07</b>	<b>11.45</b>	

# Notes to the Separate Financial Statements

For the year ended 31<sup>st</sup> March 2022

## Notes

(a) Deferred Government Grants comprises of -

- (i) Fair value of Interest benefit below market rate of Interest pertaining to Soft Loan from Government is recognised as Deferred Grant and amortized over the useful life of the underlying PPE as Grant Income in the Statement of Profit and Loss.
- (ii) Industrial Promotion Assistance (IPA) provided by Department of Industries, Government of Andhra Pradesh towards creation of infrastructure facilities is recognised as 'Grant Income' over the useful life of the underlying PPE.

		₹ in Crores	
Particulars	31-03-2022	31-03-2021	
As at the beginning of the year	12.83	14.21	
Less: Recognised as Grant Income in the Statement of Profit and Loss [Refer Note No.40]	1.38	1.38	
<b>Total Deferred Government Grant</b>	<b>11.45</b>	<b>12.83</b>	
Less: Current portion of Government Grant [Refer Note No.38]	1.38	1.38	
<b>Non-Current Deferred Government Grants</b>	<b>10.07</b>	<b>11.45</b>	

(c) There are no unfulfilled conditions or contingencies attached to these grants.

## 32 Short Term Borrowings

		₹ in Crores	
Particulars	31-03-2022	31-03-2021	
<b>Secured</b>			
Loan from Banks	25.29	170.00	
Current Maturities of Long Term Borrowings [Refer Note No.27]	551.56	616.98	
<b>Unsecured</b>			
Loans and advances from Director [Refer Note No.56(c)(4)]	0.09	2.56	
Loan from Banks	305.00	-	
Current Maturities of Long Term Borrowings [Refer Note No.27]	16.24	-	
Commercial Papers	174.48	149.56	
<b>Total</b>	<b>1,072.66</b>	<b>939.10</b>	

## Notes

(a) Short term Borrowings (other than Current maturities of Long term borrowings) are secured by way of first pari-passu hypothecation charge on trade receivables and inventories of the Company, present and future. The quarterly returns or statements filed by the Company with the banks or financial institutions are in agreement with the books of accounts.

(b) Current maturities of Long term Borrowings comprises of maturities towards:

		₹ in Crores	
Particulars	31-03-2022	31-03-2021	
<b>Secured</b>			
Non-convertible debentures	200.00	195.00	
Term Loan from Banks	320.82	421.98	
Soft Loan from Government	30.74	-	
<b>Unsecured</b>			
Interest Free Deferred Sales Tax Liability	16.24	-	
<b>Total</b>	<b>567.80</b>	<b>616.98</b>	

The details with regard to nature of security are furnished in Note No.27

## Notes to the Separate Financial Statements

For the year ended 31<sup>st</sup> March 2022

- (c) Loans and Advances from Director represents amount due to Chairman and Managing Director, which carry an interest rate linked to SBI one-year Domestic Bulk Term Deposit Interest rate. The interest accrued during the year amounts to ₹ 0.09 Crores (PY: ₹ 0.13 Crores).
- (d) Other Short term borrowings availed during the year carry interest rates ranging from 4% to 7.50% p.a. in respect of Loan from Banks, 6.95% to 7.95% p.a. in respect of Cash credit and 3.57% to 4.10% p.a. in respect of Commercial Papers.
- (e) The Company has used the borrowings from banks and financial institutions for the specific purpose for which it was taken as at the reporting date.
- (f) Refer Note No.58 for information about risk profile of borrowings under Financial Risk Management.

### 33 Lease Liabilities

Particulars	₹ in Crores	
	31-03-2022	31-03-2021
Lease Liabilities [Refer Note No.53]	0.14	0.11
<b>Total</b>	<b>0.14</b>	<b>0.11</b>

### 34 Trade Payables

Particulars	₹ in Crores	
	31-03-2022	31-03-2021
Dues of Micro and Small Enterprises	13.06	4.15
Dues of Creditors other than Micro and Small Enterprises		
- Payables to Related parties [Refer Note No.56(c)(8)]	-	0.04
- Others	476.16	359.24
<b>Total</b>	<b>489.22</b>	<b>363.43</b>

#### Notes

- (a) The disclosures as per the requirement of The Micro, Small and Medium Enterprises Development Act, 2006 are furnished in Note No.59.
- (b) The Average Payable period stood at 26 days for the year ended 31-03-2022 (PY: 24 days). [Refer Note No.62]
- (c) Refer Note No.58 for information about risk profile of Trade payables under Financial Risk Management.

### 35 Other Financial Liabilities

Particulars	₹ in Crores	
	31-03-2022	31-03-2021
Interest accrued	17.51	23.75
Unclaimed dividends	2.23	2.45
Unclaimed Matured Fixed Deposits	-	0.01
Security Deposits from		
- Subsidiaries & Associates [Refer Note No.56(c)(6)]	0.11	0.11
- Other related parties [Refer Note No.56(c)(5)]	0.12	0.23
- Customers	705.50	642.18
- Service providers	6.54	5.95
Payables for Capital Goods	151.25	141.57
Financial Guarantee Obligation [Refer Note No.50]	0.77	1.77
Book overdraft	9.54	69.29
Other payables	3.65	3.51
<b>Total</b>	<b>897.22</b>	<b>890.82</b>

# Notes to the Separate Financial Statements

For the year ended 31<sup>st</sup> March 2022

## Notes

- (a) Unclaimed Dividends / Fixed deposits represent amount not due for transfer to Investor Education and Protection Fund.
- (b) The Company has recognised financial guarantee obligation at fair value towards the Corporate Guarantees issued to the bankers on behalf of Related parties, and the same is recognised as other Income over the tenure of the Corporate Guarantee [Refer Note No.41].
- (c) The Payables for Capital Goods due to related parties are furnished in Note No.56(c)(8).
- (d) The disclosures as per the requirement of The Micro, Small and Medium Enterprises Development Act, 2006 are furnished in Note No.59.

## 36 Other Current Liabilities

Particulars	₹ in Crores	
	31-03-2022	31-03-2021
Statutory liabilities payable	76.81	68.09
Advances from / Credit balances with Customers [Refer Note (a) & (b) below]	193.92	122.29
<b>Total</b>	<b>270.73</b>	<b>190.38</b>

## Notes

- (a) Advances / Credit balances with Customers represent contract liabilities for which performance obligations are pending as at the reporting date. These amounts are available for adjustment against subsequent supplies in future periods.
- (b) The Company has applied the exemption specified in Paragraph 121 of Ind AS 115, since all the goods supplied by the Company are due for delivery within the next 12 months.

## 37 Provisions (Short term)

Particulars	₹ in Crores	
	31-03-2022	31-03-2021
Provision for Compensated absences [Refer Note No.51]	34.19	31.30
Provision for disputed income tax liabilities	2.72	0.71
<b>Total</b>	<b>36.91</b>	<b>32.01</b>

## Notes

- (a) The Company provides for expenses towards compensated absences provided to its employees. The expense is recognized at the present value of the amount payable determined based on an independent external actuarial valuation as at the Balance Sheet date, using Projected Unit Credit Method.

Particulars	₹ in Crores	
	31-03-2022	31-03-2021
Carrying amount as at the beginning of the year	31.30	26.09
Add: Current Service Cost	1.27	1.09
Add: Interest Cost	2.04	1.64
Add: Actuarial Loss	3.60	5.72
Less: Benefits paid	4.02	3.24
<b>Carrying amount as at the end of the year</b>	<b>34.19</b>	<b>31.30</b>

- (c) The Company provides for income tax liability based on the various disallowances in the assessments.

# Notes to the Separate Financial Statements

For the year ended 31<sup>st</sup> March 2022

(d) *Movement in Provisions for disputed income tax liabilities* ₹ in Crores

<b>Particulars</b>	<b>31-03-2022</b>	<b>31-03-2021</b>
Carrying amount as at the beginning of the year	0.71	2.95
Add: Provision created based on disallowances in Assessment orders	2.01	-
Less: Tax adjustments based on Vivad Se Vishwas Scheme	-	0.63
Less: Excess tax provision written back during the year	-	1.61
<b>Carrying amount as at the end of the year</b>	<b>2.72</b>	<b>0.71</b>

## 38 Deferred Government Grants (Current)

₹ in Crores

<b>Particulars</b>	<b>31-03-2022</b>	<b>31-03-2021</b>
Deferred Government Grants [Refer Note No.31]	1.38	1.38
<b>Total</b>	<b>1.38</b>	<b>1.38</b>

## 39 Current Tax Liabilities, net

₹ in Crores

<b>Particulars</b>	<b>31-03-2022</b>	<b>31-03-2021</b>
Provision for Current tax (net of provision for tax)	10.16	-
<b>Total</b>	<b>10.16</b>	<b>-</b>

**Note:** Provision for Current tax is after netting of Advance Tax / TDS / Self Assessment Tax of ₹ 157.47 Crores (PY: ₹ 207.73 Crores).

## 40 Revenue from Operations

₹ in Crores

<b>Particulars</b>	<b>31-03-2022</b>	<b>31-03-2021</b>
<b>Sale of Products</b>		
<b>Domestic Sales</b>		
Cement	5,798.57	5,123.86
Dry Mortar Products	70.33	29.70
Ready Mix Concrete	14.81	11.92
<b>Export Sales</b>		
Cement - Direct Exports	4.00	0.02
Cement - Deemed Exports	9.12	15.86
Cement - Sale through Foreign branch	0.27	7.34
Dry Mortar Product - Direct Exports	0.01	-
Dry Mortar Product - Deemed Exports	0.08	-
<b>Other Operating Revenue</b>		
Sale of power generated from Windmills	59.54	56.42
Scrap Sales	21.87	13.98
Industrial Promotion Assistance	-	7.96
Deferred Grant Income [Refer Note No.31]	1.38	1.38
<b>Total</b>	<b>5,979.98</b>	<b>5,268.44</b>

# Notes to the Separate Financial Statements

For the year ended 31<sup>st</sup> March 2022

## Notes

- (a) The disaggregation of revenue as required under Ind AS 115 is given below ₹ in Crores
- | Particulars                                 | 31-03-2022      | 31-03-2021      |
|---|-----------------|-----------------|
| Gross Revenue from Operations               | 9,018.36        | 7,513.97        |
| Less: Rebates & Discounts                   | 1,357.80        | 778.02          |
| Less: GST                                   | 1,680.58        | 1,467.51        |
| <b>Revenue from Operations (net of GST)</b> | <b>5,979.98</b> | <b>5,268.44</b> |
- (b) The Company has generated 23.25 Crore units (PY: 21.41 Crore units) net of wheeling and banking at windfarms for a monetary value of ₹ 59.54 Crores (PY: ₹ 56.42 Crores). Refer Note No.22(d) for information relating to changes in entity's contract assets.
- (c) Income recognised as Industrial Promotion Assistance represents amount receivable from Government of Andhra Pradesh under IDP 2015-20 Scheme. There are no unfulfilled conditions or contingencies attached to these grants.
- (d) The Company's Revenue from sale of products is recognised upon transfer of control of such products to the customer at a point in time. Revenue from windmills is recognised upon transmission of energy to the grids of state electricity boards.
- (e) No single customer contributed 10% or more to the Company's revenue for the year ended 31-03-2022 and 31-03-2021.

## 41 Other Income

Particulars	31-03-2022	31-03-2021
Interest Income	13.89	11.99
Dividend Income	0.10	1.41
Lease Rental Receipts	9.78	9.97
Profit on sale of carbon credits	1.16	-
Gain on Exchange Difference, net	-	3.86
Fair value gain on Mutual Funds	0.07	0.21
Profit on Sale of Property, plant and equipment & Investment Property, net	-	0.09
Other non-operating income	5.64	7.11
<b>Total</b>	<b>30.64</b>	<b>34.64</b>

## Notes

- (a) Interest Income comprises of amount recognised as income from financial assets that are measured at Amortized Cost calculated using effective interest rate method.
- (b) Dividend Income comprises of amount received towards securities measured at: ₹ in Crores
- | Particulars  | 31-03-2022  | 31-03-2021  |
|--|-------------|-------------|
| - Deemed Cost (Subsidiaries and Associates)              | 0.00        | 1.34        |
| - Fair value through Profit and Loss (FVTPL)             | 0.05        | 0.04        |
| - Fair value through Other Comprehensive Income (FVTOCI) | 0.05        | 0.03        |
| <b>Total</b>   | <b>0.10</b> | <b>1.41</b> |
- (c) Profit on sale of Carbon Credits of ₹ 1.16 Crores (PY: Nil) is presented after netting of directly attributable expenses to such income amounting to ₹ 1.59 Crores (PY: Nil).
- (d) The disclosures pertaining to lease rental receipts as required under Ind AS 116 are disclosed in Note No.53.
- (e) Other non-operating income of ₹ 5.64 Crores (PY: ₹ 7.11 Crores) is presented after netting of directly attributable expenses to such income amounting to ₹ 25.93 Crores (PY: Nil). It includes Duty Drawback from Customs towards Exports of ₹ 0.04 Crores (PY: ₹ 0.02 Crores) and fair value recognition of financial guarantee contracts of ₹ 1 Crore (PY: ₹ 1 Crore).



## Notes to the Separate Financial Statements

For the year ended 31<sup>st</sup> March 2022

### 42 Cost of Materials Consumed

₹ in Crores

Particulars	31-03-2022	31-03-2021
Opening Inventories	144.74	154.15
Add: Purchases	948.73	809.43
Less: Closing Inventories	196.67	144.74
<b>Total</b>	<b>896.80</b>	<b>818.84</b>
<b>Details of cost of materials consumed</b>		
Lime stone	331.33	275.31
Freight & Handling - Inter unit clinker transfer	174.88	161.83
Pozzolona Material	99.74	103.42
Gypsum	85.33	65.25
Purchased Clinker	39.43	101.86
Aggregates	33.05	23.31
Other Additives	113.23	71.96
Material handling expenses	19.81	15.90
<b>Total</b>	<b>896.80</b>	<b>818.84</b>

### 43 Changes in Inventories of Finished goods and Work-in-progress

₹ in Crores

Particulars	31-03-2022	31-03-2021
<b>Closing Stock</b>		
Finished Goods	35.89	34.91
Work-in-progress	45.25	39.82
	<b>81.14</b>	<b>74.73</b>
<b>Opening stock</b>		
Finished Goods	34.91	67.48
Work-in-progress	39.82	53.77
	<b>74.73</b>	<b>121.25</b>
<b>Total</b>	<b>(6.41)</b>	<b>46.52</b>

### 44 Employee Benefits Expense

₹ in Crores

Particulars	31-03-2022	31-03-2021
Salaries and Wages	336.17	316.08
Workmen and Staff welfare	38.94	34.91
Contribution to Provident Fund and other funds [Refer Note No.51]	36.91	39.54
Employee Stock Options Expense [Refer Note No.52]	5.72	19.54
<b>Sub-total</b>	<b>417.74</b>	<b>410.07</b>
Less: Amount recognised in Other Comprehensive Income	3.28	7.94
<b>Total</b>	<b>414.46</b>	<b>402.13</b>

#### Notes

- (a) Amount recognised in Other Comprehensive Income represent remeasurement losses on defined benefit obligations i.e. Gratuity fund, recognised in OCI.

# Notes to the Separate Financial Statements

For the year ended 31<sup>st</sup> March 2022

- (b) Refer Note No.51 for disclosures pertaining to defined contribution plan and defined benefit obligations under Ind AS 19.
- (c) Refer Note No.61 for the information relating to amount of expenditure recognized in the carrying amount of an item of Property, Plant and Equipment in the course of its construction, included in Capital Work-in-Progress.
- (d) The Central Government has published 'The Code on Social Security, 2020' and 'Industrial Relations Code, 2020' ("the codes") in the Gazette of India, inter alia, subsuming various existing labour and industrial laws which deals with employees including post-employment period. The effective date of the code and the rules are yet to be notified. The impact of the legislative changes if any will be assessed and recognized post notification of relevant provisions.

## 45 Finance Costs

Particulars	₹ in Crores	
	31-03-2022	31-03-2021
Interest on Term loans	53.46	46.11
Interest on Debentures	41.77	32.77
Interest expense on lease liabilities [Refer Note No.53]	0.93	0.19
Others	16.24	8.55
<b>Total</b>	<b>112.40</b>	<b>87.62</b>

### Notes

- (a) Interest on Term loans and Debentures represent interest calculated using the effective interest rate method.
- (b) The above Finance Costs is net of capitalised portion of ₹ 102.41 Crores (PY: ₹ 100.25 Crores) attributable to the qualifying assets [Refer Note No.61].
- (c) Others include unwinding of discounts on provisions of ₹ 3.51 Crores (PY: ₹ 2.72 Crores) and ₹ 3.31 Crores (PY: Nil) towards interest on shortfall in payment of advance tax.
- (d) Refer Note No.58 for information about Interest rate risk exposure under Financial Risk Management.

## 46 Depreciation & Amortisation Expense

Particulars	₹ in Crores	
	31-03-2022	31-03-2021
Depreciation on Property, Plant & Equipment [Refer Note No.7]	378.08	338.49
Depreciation on Investment Property [Refer Note No.9]	2.40	2.78
Amortization of Intangible Assets [Refer Note No.10]	24.34	22.32
<b>Sub-total</b>	<b>404.82</b>	<b>363.59</b>
Less: Depreciation adjustments [Refer Note below]	3.98	8.29
<b>Total</b>	<b>400.84</b>	<b>355.30</b>

### Notes

Depreciation adjustments comprise -

- (a) Amount capitalised or transferred to Capital Work-in-progress for ₹ 3.98 Crores (PY: ₹ 2 Crores) since future economic benefits embodied in an asset are absorbed in producing other assets [Refer Note No.61].
- (b) Amount transferred to Claims receivable of ₹ 6.29 Crores, during the previous year, by way of reversal of the concerned asset, which was earlier capitalised as part of cost of asset being CENVAT reversed under protest in the earlier years, owing to receipt of favorable order from the Appellate Authority.

# Notes to the Separate Financial Statements

For the year ended 31<sup>st</sup> March 2022

## 47 Other Expenses

₹ in Crores

Particulars	31-03-2022	31-03-2021
<b>Manufacturing Expenses</b>		
Packing Materials consumption [Refer Note (a)(i) below]	260.89	187.49
Stores and Spares consumption [Refer Note (a)(ii) below]	70.47	61.27
Repairs to Plant and equipments [Refer Note (a)(ii) below]	95.83	81.47
Repairs to Buildings [Refer Note (a)(ii) below]	17.54	13.88
Repairs to Vehicles and locomotives [Refer Note (a)(ii) below]	10.78	7.90
General repairs [Refer Note (a)(ii) below]	2.65	0.10
<b>Establishment Expenses</b>		
Managing Director Remuneration	42.18	59.66
IT & Communication expenses	20.18	19.18
Insurance [Refer Note (a)(ii) below]	27.00	21.35
Exchange Difference (net)	0.79	-
Outsourced establishment expenses	10.56	9.32
General Administration Expenses [Refer Note (a)(iii) below]	5.38	4.25
Travelling expenses [Refer Note (a)(iii) below]	40.40	19.02
Training & Development Expenses	0.15	0.13
Filing & Registration Fees	0.28	0.28
Lease Rent [Refer Note (b) below]	14.37	13.68
Miscellaneous Expenses [Refer Note (a)(iv) below]	7.90	5.20
Legal and Consultancy expenses	9.85	8.90
Bank Charges	0.60	0.49
Audit Fees and Expenses [Refer Note (c) below]	0.57	0.48
Security Charges	28.28	25.32
Board Meeting expenses	-	0.01
Directors' Sitting fees [Refer Note No.56(a)(20)]	0.47	0.54
Donations	6.60	9.29
CSR expenditure [Refer Note (e) below]	18.29	18.01
Rates and taxes [Refer Note (a)(ii) below]	15.91	12.41
Loss on Sale of PPE & derecognition of Right-of-use asset (net)	0.21	-
<b>Selling and Distribution Expenses</b>		
Advertisement expenses [Refer Note (a)(v) below]	34.85	21.44
Sales Promotion expenses [Refer Note (a)(v) below]	37.37	19.57
Selling Agents' Commission	18.76	15.39
Other Selling expenses	2.34	2.50
Impairment allowance for trade receivables	-	0.31
Bad Debts written off	-	2.27
<b>Total</b>	<b>801.45</b>	<b>641.11</b>

### Notes

(a) Reasons for variations in expenses:

- (i) Packing materials consumption: Due to increase in polymer prices by 35% and increase in sale volume by 11% during the year.

## Notes to the Separate Financial Statements

For the year ended 31<sup>st</sup> March 2022

- (ii) Due to addition of manufacturing locations in Orissa & Jayanthipuram Line III, Stores & Spares consumption, Repairs, Insurance & Rates and taxes have increased.
- (iii) Due to CoVID 19 related travel restriction, the previous year expenses were low for Traveling and General Administration expenses.
- (iv) Miscellaneous expenses: Due to expenses incurred in connection with participation of limestone e-auction amounting to ₹ 1.26 Crores during the year. Due to CoVID restrictions, the expenditure in previous year was comparatively lower.
- (v) Advertisement / Sales Promotion expenses: Due to CoVID restrictions, the previous year figure was comparatively lower.
- (b) The disclosures pertaining to lease rent as required under Ind AS 116 are disclosed in Note No.53.
- (c) Audit Fees and Expenses (net of tax credits) ₹ in Crores

Particulars	31-03-2022	31-03-2021
<b>Statutory Auditors</b>		
- Statutory Audit [include Foreign Branch Audit fees of ₹ 0.01 Crores (PY: 0.01 Crores)]	0.31	0.26
- Other Certification work	0.11	0.10
- Reimbursement of Expenses	0.01	0.00
<b>Tax Auditors</b>		
- Tax Audit	0.03	0.03
- Other Certification work	0.00	0.00
- Reimbursement of Expenses	0.00	0.00
<b>Cost Auditors</b>		
- Cost Audit	0.06	0.05
- Reimbursement of Expenses	0.00	0.00
<b>Secretarial Auditors</b>		
- Secretarial Audit	0.05	0.04
- Reimbursement of Expenses	0.00	0.00
<b>Total</b>	<b>0.57</b>	<b>0.48</b>

- (d) Refer Note No.61 for the information relating to amount of expenditure recognized in the carrying amount of an item of Property, Plant and Equipment in the course of its construction, included in Capital Work-in-Progress.
- (e) The Company is required to spend gross CSR expenditure of ₹ 17.48 Crores for the year (PY: ₹ 15.14 Crores) in accordance with Section 135 of the Companies Act, 2013 read with Companies (Corporate Social Responsibility Policy) Rules, 2014. As against this, the Company has spent ₹ 18.29 Crores (PY: ₹ 18.01 Crores) in the following categories, in cash, for the purposes other than the construction / acquisition of asset, thereby there is no shortfall for the financial year 2021-22. The Company has spent an excess of ₹ 0.81 Crores (PY: 2.87 Crores) beyond the amount required to be spent for the year under review. Apart from that, the Company had also spent on other social causes and projects, which do not qualify as CSR expenditure under the classification listed in Schedule VII of the Companies Act 2013.

# Notes to the Separate Financial Statements

For the year ended 31<sup>st</sup> March 2022

Categories / Nature of CSR Activities	₹ in Crores	
	31-03-2022	31-03-2021
Rural Development Projects	1.84	1.31
Promotion of Education	3.74	2.43
Promotion of Health Care including Preventive Health Care	6.65	7.65
Protection of Art and Culture	0.02	0.07
Restoration of Building and Sites of Historical importance and Works of Art	0.97	0.90
Eradication of Hunger	0.31	2.59
Making available Safe Drinking Water	1.55	1.85
Protection of National heritage Art and culture	0.11	0.27
Promotion of Nationally recognised Sports, Rural sports & Paralympics sports	0.10	0.04
Environmental Sustainability	1.20	0.37
Vocational Skill Training	0.56	0.43
Promotion and Development of Traditional Art	0.00	0.01
Livelihood Enhancement Projects	0.05	0.04
Contribution for setting up of Homes and Hostels for Women and Orphans	0.01	0.03
Measures for the benefit of Armed forces	0.01	0.02
Disaster Management, Including Relief, Rehabilitation And Reconstruction Activities	1.16	-
Administration Overheads	0.01	-
<b>Total</b>	<b>18.29</b>	<b>18.01</b>

CSR Expenditure include Contribution of ₹ 1 Crore (PY: ₹ 2.50 Crores) to TamilNadu State Disaster Management Authority.

(f) The details of related party transactions in relation to CSR Expenditure are furnished in Note No.56(a)(24).

## 48. Commitments

Particulars	₹ in Crores	
	31-03-2022	31-03-2021
Estimated amount of contracts remaining to be executed on capital account and not provided for (net of capital advances)	894.35	1,354.38

## 49. Contingent Liabilities

Particulars	₹ in Crores	
	31-03-2022	31-03-2021
49.1 Guarantees given by the bankers on behalf of Company	337.46	154.22
49.2 Demands/Claims not acknowledged as Debts in respect of matters in appeals relating to -		
Income Tax (Refer Note No. 49.2.1)	156.79	68.34
VAT & Input Tax Credit, CST (Refer Note No. 49.2.2)	9.80	9.88
Excise Duty, CENVAT Credit (Refer Note No.49.2.3)	361.15	356.01
Other demands (Refer Note No.49.2.4 to 49.2.22)	314.23	314.23

49.2.1 Income tax assessments have been completed up to the accounting year ended 31-03-2017 i.e., Assessment Year 2017-18. As against the tax demand of ₹ 156.79 Crores (PY: ₹ 68.34 Crores), the department has adjusted ₹ 4.51 Crores (PY: ₹ 3.98 Crores) against refund due / tax credits and the refunds so adjusted are held in "Deposits under protest, in appeals" under other non-current assets. The Company has preferred appeals before appellate authorities in respect of various disallowances in assessments and the appeals are pending. Out of the disputed tax demands of ₹ 156.79 Crores (PY: ₹ 68.34 Crores), a sum of ₹ 99.38 Crores (PY: ₹ 61.72 Crores) may not crystalize into a liability since the similar issues covered under the appeals are backed by judgements in favour of the Company. In respect of issues decided

## Notes to the Separate Financial Statements

For the year ended 31<sup>st</sup> March 2022

in Company's favour before lower authorities, the department has preferred appeals for the disputed tax amounting to ₹ 48.57 Crores (PY: Nil), which is pending before various appellate fora. The management believes that the above issues may not crystalize into tax liability based on the decisions favourable to the Company.

49.2.2 In respect of statutory appeals with the Appellate Authorities under State Sales Tax Acts / VAT Acts & CST Act in various states, as against net tax demands amounting to ₹ 9.80 Crores (PY: ₹ 9.88 Crores), a sum of ₹ 3.23 Crores (PY: ₹ 3.26 Crores) have been paid under protest. The amount paid under protest is held in "Deposits under protest, in appeals" under other non-current assets.

49.2.3 In respect of levy of differential Excise Duty on bulk cement and supplies to industrial consumers, levy of excise duty on cement / dry mortar based on MRP including interest and penalty amounting to ₹ 140.98 Crores (PY: ₹ 146.99 Crores) demanded by the Department, a sum of ₹ 136.64 Crores (PY: ₹ 142.72 Crores) remain un-paid as at 31-03-2022. The Company has paid ₹ 4.34 Crores (PY: ₹ 4.27 Crores) as pre-deposit in compliance of the interim orders by the appellate authorities and is held in "Deposits under protest, in appeals" under other non-current assets. The levy of excise duty on cement has been decided by various tribunals in favour of the industry including the Company. The management believes that out of the disputed demands of ₹ 140.98 Crores (PY: ₹ 146.99 Crores), a sum of ₹ 128.79 Crores (PY: ₹ 134.81 Crores) may not crystalize into a liability since the issues covered under the appeals are backed by favourable judgements from various tribunals. However, in the matter of levy of excise duty on cement, the department has preferred appeal before the Hon'ble Supreme Court against the favourable order received by the Company for one of its units, which is pending.

In respect of disallowance of CENVAT credit on inputs, capital goods, service tax on goods transports agency amounting to ₹ 220.17 Crores (PY: ₹ 209.02 Crores), a sum of ₹ 204.75 Crores (PY: ₹ 194.58 Crores) remain un-paid as at 31-03-2022. The Company has paid so far ₹ 15.42 Crores (PY: ₹ 14.44 Crores) as pre-deposit in compliance of the interim orders by the appellate authorities and such pre deposits were held in "Deposits under protest, in appeals" under other non-current assets. The management believes that out of the disputed demands of ₹ 220.17 Crores (PY: ₹ 209.02 Crores), a sum of ₹ 161.98 Crores (PY: ₹ 151.67 Crores) may not crystalize into a liability since the issues covered under the appeals are backed by favourable judgements.

49.2.4 TANGEDCO has raised a demand towards compensation charges of ₹ 0.92 Crores alleging that the Company has exceeded the quota of power consumption during evening peak hours. The Company has filed writ petition before the High Court of Madras and the same has been admitted. However, the Company had deposited the amount of ₹ 0.92 Crores under protest and the same is held in "Deposits under protest, in appeals" under other non-current assets.

49.2.5 Government of Karnataka has imposed Environmental Protection Fee of ₹ 5.80 Crores, in connection with Company's mining leases. In the writ petitions filed by the Company and other similarly affected companies, the High Court of Karnataka, has stayed the imposition of the fee. As per the interim order, the Company has deposited a sum of ₹ 2.90 Crores (PY: ₹ 2.90 Crores) and the same is held in "Deposits under protest, in appeals" under other non-current assets.

49.2.6 The Competition Commission of India (CCI) vide its order dated 31-08-2016 had imposed a penalty of ₹ 258.63 Crores on the Company towards alleged cartelisation. Our appeal along with the appeals of other cement companies had been dismissed by NCLAT vide its order dated 25-07-2018. Against the order, the Company appealed to the Honourable Supreme Court, which by its order dated 05-10-2018 admitted the appeal and directed to continue the interim order passed by NCLAT. Accordingly, the Company re-deposited ₹ 25.86 Crores being 10% of the penalty and the said deposit is classified under "Bank Balances other than Cash and Cash Equivalents". The Company backed by legal opinion, believes that it has a good case and hence no provision is made.

49.2.7 The Writ Petitions filed by the Company in the Madras High Court against Tamil Nadu Electricity Board (TNEB) towards levy of electricity tax at 15% on the generation of power from captive generator sets using furnace oil are pending. The levy pertains to the period 01-01-1992 to 30-10-1997. The total disputed amount of ₹ 1.34 Crores has been paid under protest and the same is held in "Deposits under protest, in appeals" under other non-current assets.

49.2.8 Southern Power Distribution Company of Andhra Pradesh Limited has demanded an amount of ₹ 0.32 Crores towards alleged excess load factor incentives allowed by them. The Company has filed an appeal before High Court of Andhra Pradesh and obtained an order of interim stay.

# Notes to the Separate Financial Statements

For the year ended 31<sup>st</sup> March 2022

- 49.2.9 Andhra Pradesh Transmission Corporation Limited (APTRANSCO) has levied ₹ 5.91 Crores as Fuel Surcharge Adjustment (FSA) for the period from April 2008 to December 2012. Out of that, the Company has paid and expensed ₹ 3.85 Crores and the balance amount of ₹ 2.06 Crores is not presently enforceable for the reasons that a part of the amount is covered in the appeal filed by the APTRANSCO before Supreme Court and the interim order granted in favour of the Company by the Honourable AP High court. APERC has ordered that this FSA is not leviable from January 2013 onwards.
- 49.2.10 The Director of Geology & Mining, Government of Tamil Nadu had raised additional Royalty demand on limestone, based on production of cement by the Company instead of basing it on actual quantity of limestone mined. The demand for the Company is ₹ 9.66 Crores for the period from the year 1989 to year 2001. In the Writ petitions filed by the Company and other similarly affected companies, the Madras High court has directed the companies to pay the Royalty as demanded in the impugned notice. Aggrieved by that, the Company has filed a review petition against the impugned order and it is pending.
- 49.2.11 Water Resources Department of Public Works Department, Government of Tamil Nadu had raised a demand of ₹ 1.13 Crores contending that water charges are to be paid on the contracted quantity and not on the actual quantity of water drawn by the Company from Arjuna River in Virudhunagar District. The demand pertains to the period from the year 1990 to year 2009. The Company has obtained interim stay from the High Court of Madras. As per the interim order, the Company has deposited a sum of ₹ 0.30 Crores with the Department and the same is held in “Deposits under protest, in appeals” under other non-current assets.
- 49.2.12 Environment, Forests Science & Technology Department, Government of Andhra Pradesh has increased the Royalty on the Limestone mined from the Forest Area from ₹ 5/- per permit to ₹ 10/- per ton from the year 2010-11 onwards. The Company filed a writ petition before the High Court of Andhra Pradesh and obtained an interim order, to pay 1/3<sup>rd</sup> of the demand. As per the Court order, the Company has paid and expensed ₹ 1.57 Crores, being the 1/3<sup>rd</sup> portion up to 31-03-2017. The balance amount of ₹ 3.15 Crores being 2/3<sup>rd</sup> portion remain unpaid. However, there is no dispute with effect from 01-04-2017 onwards.
- 49.2.13 New Industries set up in Tamil Nadu were eligible for Power Tariff Concession as per G.O.Ms. No.29 dated 31-01-1995, which was sought to be withdrawn to Industries set up after 14-02-1997 as per G.O.Ms. No.17 dated 14-02-1997. The eligibility for Power Tariff Concession for Alathiyur unit became a dispute between the Company and TNEB. Based on the interim order of the High Court of Madras, the Company had availed power tariff concession to the tune of ₹ 11.41 Crores and sought refund of un-availed concession of ₹ 1.80 Crores. The matter was finally settled by the Supreme Court, vide its judgement dated 16-05-2008, wherein it laid down criteria for ascertaining the eligibility for Power Tariff Concession for new industries and directed the TNEB to decide the eligibility for the Company based on the said criteria. However, vide its order dated 30-06-2008, the TNEB sought to introduce new criteria not enumerated in the Supreme Court judgement. Aggrieved, the Company filed a writ petition (WP No: 16348 of 2008) before the High Court of Madras, which by its judgement dated 13-11-2008 set aside the additional criteria not mentioned in the Supreme Court Judgement and confirmed the eligibility of Power Tariff Concession for the Company. TNEB has filed a writ appeal (WA No: 629 of 2010) in the High Court of Madras against the said order seeking disentitlement of power tariff concession already availed. The matter is pending before the High Court of Madras.
- 49.2.14 Under Tamil Nadu Electricity Regulatory Commission (Renewable Energy Purchase Obligations) Regulations, 2010, consumers owning grid connected captive power generating plants and open access consumers with a sanctioned demand of more than 2 MVA are obligated to consume a minimum of 9% and 0.5% of their energy requirements from wind and solar sources respectively. The non-complainants are required to purchase Renewable Energy Certificates (REC) from markets @ 1 REC per 1000 units of shortage or deposit an equivalent amount in a separate designated fund. Even though the Company is consuming wind energy generated from its wind farms, it has been excluded for reckoning the obligatory consumption, since the Company has wheeling and banking arrangement with TNEB. Aggrieved, the Company including other affected producers have approached the Madras High Court and obtained an interim stay against the implementation of the said regulation.
- 49.2.15 TANGEDCO has levied “Scheduling & System Operation charges” for windmills under “Sale to Board” category at ₹ 600 per day per 2 MW based on their internal circular dated 25-11-2014. The annual impact of “Scheduling & System Operation charges” will be ₹ 1.02 Crores. The Company has filed a Writ Petition before the Madras High Court challenging the collection of said charges and obtained an interim stay against the “Scheduling & System Operation charges”.

## Notes to the Separate Financial Statements

For the year ended 31<sup>st</sup> March 2022

- 49.2.16 The Company had purchased around 40.36 acres of lands in Tamil Nadu after verification of title documents based on revenue records of the year 1987 as basis. Thereafter, the revenue officials verified the title documents and transferred the patta in the name of the Company. While this being so, the Sub-Collector, Ariyalur, by the order dated 10-02-2015, cancelled the said patta and reclassified the said land as Government poromboke 'Anadheenam lands' by placing reliance on revenue records of the year 1927. The Company has filed a Writ Petition before the Madras High Court challenging the said cancellation of patta and obtained an interim stay.
- 49.2.17 TANGEDCO had raised a demand of ₹ 4.28 Crores towards alleged incorrect adjustments of wind energy based on its Audit objections. Against the above demand, a sum of ₹ 2.54 crores was appropriated by TANGEDCO from the Company's Deposits with them and balance amount of ₹ 1.74 crores remain unpaid. The amount appropriated is held in "Deposits under protest, in appeals" under other non-current assets. The Company has challenged the said demand before the TNERC by filing a Petition on 30-5-2014 and the same is pending before the Commission.
- 49.2.18 The Department of Mines and Geology, Government of Karnataka by its order dated 31-10-2014 withdraw its mining lease granted to the Company already granted for 30 hectares of forest land on a technical ground. Based on the writ petition filed by the Company, the Honourable Karnataka High court has directed the State Government to consider the Company's representation. The Government vide its order dated 10-01-2016 has rejected the Company's representation. Aggrieved by the said order, the Company has again filed a writ petition before the Honourable Karnataka High Court and the same is pending.
- 49.2.19 The Special Deputy Collector (Stamps), Ariyalur had issued a notice demanding an amount of ₹ 0.65 Crores for alleged deficiency in stamp duty in purchase of lands. Against the demand, the Company filed an appeal before Honourable High Court of Madras and it is pending.
- 49.2.20 As per the Grid Connectivity and Intra State Open Access Regulations, the TNERC has authorised TANGEDCO to collect Parallel Operation Charges of ₹ 30,000/- per MW from the power generators whoever availing only parallel operation with grid but without availing open access. Even though the Company had open access approval, TANGEDCO had sent demand notice for parallel operation charges for a sum of ₹ 9.17 Crores levied retrospectively from 07-05-2014 to 31-12-2016. The Company has filed writ petition in the Honourable High Court of Madras and obtained the final order directing the TANGEDCO to settle the matter in TNERC within a reasonable period. TNERC ordered that the levy of parallel operation charges was leviable. Aggrieved by the said order, the Company has filed an appeal before Appellate Tribunal for Electricity (APTEL) and has obtained interim stay against the order of TNERC.
- 49.2.21 The Company along with other companies have challenged the validity of the "The West Bengal Tax on Entry of Goods into Local Areas Act, 2012" in the writ petitions before the Kolkata High court. The court had held the said Act was ultra-vires. Aggrieved by that, the Government preferred an appeal before the Division bench. The bench had passed an interim order not to enforce any demand until disposal of the writ petitions but permitted the department to do the assessment proceedings. The estimated contingent liability for the period from August, 2013 to June, 2017 is ₹ 9.24 crores. The Company has paid and expensed the said taxes upto July, 2013 from its inception.
- The Asst. Commissioner (CT) LTU, Vijayawada has issued a demand on 12-02-2019 for ₹ 1.29 crores for the period from April, 2014 to March, 2017 towards entry tax on petroleum products viz., Diesel, Furnace oil under the Andhra Pradesh Tax of Entry of Goods into Local Areas Act, 2001. The Company had filed a writ petition before Honourable AP High court, Vijayawada against the demand. As per the interim order, the Company has deposited a sum of ₹ 0.32 Crores (PY: ₹ 0.32 Crores) with the Department and the same is held in "Deposits under protest, in appeals" under other non-current assets. The appeal is pending.
- 49.2.22 The Company had held Mining Lease for an extent of 18.115 Ha for a period of 20 years from 25-10-1993 to 24-10-2013, which holding was later reduced to 4.68 Ha of leasehold area. The Company received a Memorandum dated 26-08-2019 issued by the District Collector, Perambalur, wherein the Company was directed to remit the amount of ₹ 6.59 Crores being the 100% of the cost of mineral of 1.45 Lac metric tons of limestone mined from our leasehold area covering the period from 15-01-2016 to 10-01-2017, allegedly without Environmental Clearance. The Company believes that there is no violation and hence initiated steps to challenge this demand by way of a Writ Petition before the Honourable High Court of Madras, was dismissed. The Company has filed an appeal before division bench against the impugned order and the matter is now pending.



# Notes to the Separate Financial Statements

For the year ended 31<sup>st</sup> March 2022

## 50. Financial guarantees

₹ in Crores

Particulars	31-03-2022	31-03-2021
<b>Corporate Guarantees given to banks to avail loan facilities by Related party:</b>		
Raja Charity Trust	100.00	100.00

### Notes

- (a) There were no fresh guarantees given on behalf of related party during the year.
- (b) The loan balance with Banks by the related party, on the strength of the above Corporate Guarantees given by the Company are furnished below:

₹ in Crores

Particulars	31-03-2022	31-03-2021
Raja Charity Trust	5.75	13.07

- (c) The related party is prompt in servicing the above loans.

## 51. As per Ind AS 19, the disclosures pertaining to “Employee Benefits” are given below:

### Defined Contribution Plan

₹ in Crores

Particulars	31-03-2022	31-03-2021
Employer’s Contribution to Provident Fund	17.80	16.78
Employer’s Contribution to National Pension System (NPS)	1.46	1.52
Employer’s Contribution to Superannuation Fund	9.96	9.72

### Defined Benefit Plan – Gratuity

The Gratuity payable to employees is based on the employee’s service and last drawn salary at the time of leaving the services of the Company and is in accordance with the rules of the Company read with Payment of Gratuity Act 1972. This is a defined benefit plan in nature. The Company makes annual contributions to “The Ramco Cements Limited Employees’ Gratuity Fund” administered by trustees and managed by LIC of India, based on the Actuarial Valuation by an independent external actuary as at the Balance Sheet date using Projected Unit Credit method. The Company has the exposure of actuarial risk such as adverse salary growth, change in demographic experience, inadequate return on underlying plan assets. This may result in an increase in cost of providing these benefits to employees in future. Since the benefits are lump sum in nature, the plan is not subject to any longevity risks.

### Defined Benefit Plan (Gratuity) and Other Long term benefits (Compensated Absences)

#### Reconciliation of Opening and Closing balances of Present Value of Obligation

₹ in Crores

Particulars	Gratuity Plan (Funded)		Compensated Absences (Un-funded)	
	31-03-2022	31-03-2021	31-03-2022	31-03-2021
As at the beginning of the year	78.80	66.93	31.30	26.09
Current Service Cost	4.71	4.01	1.27	1.09
Interest Cost	5.27	4.36	2.04	1.64
Actuarial Loss	2.67	7.50	3.60	5.72
Benefits paid	(-) 6.23	(-) 4.00	(-) 4.02	(-) 3.24
As at the end of the year	85.22	78.80	34.19	31.30

# Notes to the Separate Financial Statements

For the year ended 31<sup>st</sup> March 2022

## Reconciliation of Opening and Closing balances of Fair Value of Plan Assets

₹ in Crores

Particulars	Gratuity Plan (Funded)		Compensated Absences (Un-funded)	
	31-03-2022	31-03-2021	31-03-2022	31-03-2021
As at the beginning of the year	78.80	66.93	-	-
Expected Return on Plan Assets	5.54	4.75	-	-
Actuarial (Loss) / Gain	(-) 0.61	(-) 0.44	-	-
Employer contribution	7.72	11.56	4.02	3.24
Benefits paid	(-) 6.23	(-) 4.00	(-) 4.02	(-) 3.24
As at the end of the year	85.22	78.80	-	-

## Actual Return on Plan Assets

₹ in Crores

Particulars	Gratuity Plan (Funded)		Compensated Absences (Un-funded)	
	31-03-2022	31-03-2021	31-03-2022	31-03-2021
Expected Return on Plan Assets	5.54	4.75	-	-
Actuarial (Loss) / Gain on Plan Assets	(-) 0.61	(-) 0.44	-	-
Actual Return on Plan Assets	4.93	4.31	-	-

## Reconciliation of Fair Value of Assets and Obligations

₹ in Crores

Particulars	Gratuity Plan (Funded)		Compensated Absences (Un-funded)	
	31-03-2022	31-03-2021	31-03-2022	31-03-2021
Fair Value of Plan Assets	85.22	78.80	-	-
Present value of Obligation	85.22	78.80	34.19	31.30
Difference	-	-	34.19	31.30
Amount recognized in Balance Sheet	-	-	34.19	31.30

## Expenses recognized in the Statement of Profit and Loss

₹ in Crores

Particulars	Gratuity Plan (Funded)		Compensated Absences (Un-funded)	
	31-03-2022	31-03-2021	31-03-2022	31-03-2021
Current Service Cost	4.71	4.01	1.27	1.09
Net Interest on Obligations	(-) 0.27	(-) 0.39	2.04	1.64
Actuarial Loss / (Gain) recognized during the year	-	-	3.60	5.72
Past service cost	-	-	-	-
Expenses recognised in Profit and Loss section (^)	4.44	3.62	6.91	8.45
Actuarial changes arising from:				
- Experience adjustments on Plan Liabilities	0.99	1.63	-	-
- Experience adjustments on Plan Assets	0.61	0.44	-	-
- Changes in financial assumptions	1.68	5.87	-	-
- Changes in demographic assumptions	-	-	-	-
Expenses recognised in Other Comprehensive Income	3.28	7.94	-	-
Expenses recognised in Total Comprehensive Income	7.72	11.56	6.91	8.45

(^) Expenses recognised in Statement of Profit and Loss in respect of Gratuity Plan include ₹ 0.03 Crores (PY: ₹ 0.04 Crores) pertaining to amount contributed in respect of Subsidiary Company. However, the same was recovered from Subsidiary and credited to Contribution to Gratuity Fund.

# Notes to the Separate Financial Statements

For the year ended 31<sup>st</sup> March 2022

## Investment Details

₹ in Crores

Particulars	Gratuity Plan (Funded)		Compensated Absences (Un-funded)	
	31-03-2022	31-03-2021	31-03-2022	31-03-2021
Funds with LIC	72.44	62.74	-	-
Bank balance	7.50	11.36	-	-
Interest, IT refund receivable and Others	5.28	4.70	-	-
<b>Total</b>	<b>85.22</b>	<b>78.80</b>	<b>-</b>	<b>-</b>

## Actuarial assumptions

₹ in Crores

Particulars	Gratuity Plan (Funded)		Compensated Absences (Un-funded)	
	31-03-2022	31-03-2021	31-03-2022	31-03-2021
Indian Assured Lives Mortality (2012-14) Table	Yes	Yes	Yes	Yes
Discount rate p.a	7.27%	6.96%	7.27%	6.96%
Expected rate of Return on Plan Assets p.a	7.27%	6.96%	Nil	Nil
Rate of escalation in salary p.a	5.50%	5.00%	5.50%	5.00%
Rate of Employee turnover	3.00%	3.00%	3.00%	3.00%

## Estimate of Expected Benefit Payments

₹ in Crores

Particulars	Gratuity Plan (Funded)		Compensated Absences (Un-funded)	
	31-03-2022	31-03-2021	31-03-2022	31-03-2021
Year 1	8.96	7.73	2.77	2.32
Year 2	8.69	6.56	2.29	1.66
Year 3	5.26	4.19	1.87	1.24
Year 4	4.90	6.12	1.14	1.71
Year 5	5.74	3.46	2.13	1.02
Next 5 years	37.39	35.78	13.23	12.91

₹ in Crores

Gratuity Plan (Funded)	31-03-2022	31-03-2021
Enterprise's best estimate of contribution during next 12 months	6.25	12.50
Average Duration of defined benefit obligations (in years)	10.70	10.90

## Quantitative Sensitivity Analysis for significant assumptions

₹ in Crores

Particulars	Effect on Gratuity Obligation		Effect on provision for Compensated Absences	
	31-03-2022	31-03-2021	31-03-2022	31-03-2021
0.50% Increase in Discount Rate	81.21	74.99	32.37	29.56
0.50% Decrease in Discount Rate	89.59	82.95	36.17	33.15
0.50% Increase in Salary Growth Rate	89.69	83.05	36.20	33.18
0.50% Decrease in Salary Growth Rate	81.08	74.86	32.33	29.52
0.50% Increase in Attrition Rate	86.01	79.62	34.52	31.64
0.50% Decrease in Attrition Rate	84.38	77.91	33.83	30.88

# Notes to the Separate Financial Statements

For the year ended 31<sup>st</sup> March 2022

The above sensitivity analysis is based on a change in an assumption while holding all other assumptions constant. When calculating the sensitivity of the defined benefit obligation to significant actuarial assumptions the same method (projected unit credit method) has been applied as and when calculating the defined benefit obligation recognised within the Balance Sheet.

## 52. Disclosures pertaining to Share Based Payments as per Ind AS 102

### (a) ESOS Schemes

The Company instituted Employee Stock Option Schemes (ESOS 2018) approved by shareholders at the Annual General Meeting held on 03-08-2018. The Board of Directors and Nomination & Remuneration Committee granted 5,15,600 options and 2,00,000 options to its eligible employees under various plan in different tranches at its meeting held on 07-08-2019 and 09-09-2020 respectively. Each option entitles the option holder thereof to apply for one equity share of the Company, upon satisfaction of performance condition during the vesting period and payment of exercise price during the exercise period. Options are granted for no consideration and carries no dividend or voting rights. There are no market conditions attached to the grant / vesting of options. The Company has recognized ₹ 5.72 Crores (PY: ₹ 19.54 Crores) as Employee stock options expense towards equity-settled share based transactions during the year. There are no cash settlement options alternatives. The details of tranches under each of the plan under ESOS 2018 Scheme are tabled below:

Particulars	PLAN-A		PLAN-B	
	Tranche-1	Tranche-2	Tranche-1	Tranche-2
No. of Options granted	2,31,000	1,00,000	2,84,600	1,00,000
Vesting Plan	100% vesting at the end of 1 <sup>st</sup> year			
Grant Date	21 <sup>st</sup> August 2019	9 <sup>th</sup> Sep 2020	21 <sup>st</sup> August 2019	9 <sup>th</sup> Sep 2020
Vesting Date	6 <sup>th</sup> August 2020	8 <sup>th</sup> Sep 2021	6 <sup>th</sup> August 2020	8 <sup>th</sup> Sep 2021
Exercise Period	Before 31 <sup>st</sup> December of succeeding FY from the date of vesting			
Exercise Price (₹ per Share)	1	1	100	100
Fair value of option on the date of grant (In ₹)	707.08	694.22	614.54	601.92
Method of Settlement	Equity-Settled option			

### (b) Movement of Options granted along with Weighted Average Exercise Price (WAEP)

In ₹

Particulars	31-03-2022		31-03-2021	
	No. of Options	WAEP / Share	No. of Options	WAEP / Share
Outstanding at the beginning of the year	4,02,435	56.99	5,15,600	55.65
Granted during the year	-	-	2,00,000	50.50
Exercised during the year	4,02,435	56.99	3,13,165	50.63
Forfeited during the year	-	-	-	-
Outstanding at the end of the year	-	-	4,02,435	56.99
Exercisable at the end of the year	-	-	2,02,435	63.40

#### Notes

- The exercise prices range from ₹ 1/- per share to ₹ 100/- per share for the options outstanding at the end of the reporting date.
- The weighted average remaining contractual life as at 31<sup>st</sup> March 2022 is not relevant since there is no outstanding options as at the reporting date (PY:161 days).
- The weighted average share price determined based on market price prevailing at each date of exercise by the option holders is ₹ 996/- per share (PY:₹ 699/-per share).

# Notes to the Separate Financial Statements

For the year ended 31<sup>st</sup> March 2022

## (c) Fair Valuation of Employee Stock Options

The Company has not granted options during the year ended 31-03-2022; however, the weighted average fair value of the options granted during the previous year was ₹ 648.07 per share. The fair value of options has been done on the date of grant by an independent firm of Chartered Accountants using the Black-Scholes Model. The key assumptions in the Black-Scholes model for calculating fair value as on the date of grant under each of the Plans under ESOS 2018 is given below:

Particulars	Tranche-1	Tranche-2
Market Price of the underlying asset – ₹ Per share	₹ 710.90 as at 21 <sup>st</sup> August 2019	₹ 698.15 as at 9 <sup>th</sup> September 2020
Risk Free Rate	7% p.a.	
Option Life	Vesting period of 352 days	Vesting period of 1 year (365 days)
Expected Volatility	10%	
Dividend Yield	0.42%	0.43%

*Expected Volatility is based on historical volatility of the observed market prices on National Stock Exchange up to the grant date.*

## 53. Disclosures on Leases

### COMPANY AS A LESSEE

#### Nature of leasing activities

The Company has entered into operating lease on certain assets i.e land and building. Lease rentals are determined based on agreed terms. There is escalation clause in certain lease agreements after a specified period and no restriction imposed by the lease arrangements.

#### Maturity analysis of lease liabilities

Particulars	₹ in Crores	
	31-03-2022	31-03-2021
Not later than one year	1.89	0.91
One to five years	7.84	3.80
More than five years	42.71	12.08
<b>Total Undiscounted lease liabilities as at 31<sup>st</sup> March</b>	<b>52.44</b>	<b>16.79</b>

#### Other disclosures as required by Ind AS 116

Particulars	₹ in Crores	
	31-03-2022	31-03-2021
Depreciation charge for Right-of-use asset	0.87	0.67
Interest on lease liabilities	1.38	0.81
Expenses relating to short-term leases	14.37	13.68
Income from sub-leasing right-of-use assets	-	-
Total cash outflow for leases including principal and interest	1.33	0.91
Additions to Right-of-use assets upon transition to Ind AS 116	12.43	-
Carrying amount of Right-of-use assets at 31 <sup>st</sup> March	21.93	13.81

#### Notes

- Depreciation charge for Right-of-Use Asset include capitalized portion of ₹ 0.29 Crores (PY: ₹ 0.38 Crores) and Interest on lease liabilities include capitalized portion of ₹ 0.45 Crores (PY: ₹ 0.62 Crores).*
- Expenses relating to Short-term lease include leases whose lease term ends within 12 months and leases whose non-cancellable period is less than 12 months, irrespective of the actual tenure agreed as per the arrangement.*

# Notes to the Separate Financial Statements

For the year ended 31<sup>st</sup> March 2022

## COMPANY AS A LESSOR

The Company has entered into operating leases i.e Land & Building. The Company has not entered into any Finance leases. Future minimum rental receivable under non-cancellable operating leases as at the reporting date is given below:

Particulars	₹ in Crores	
	31-03-2022	31-03-2021
Not later than one year	9.44	9.54
One to five years	9.07	17.58
More than five years	8.68	7.90

## 54. Earnings per Share

Particulars	31-03-2022	31-03-2021
<b>Basic Earnings Per Share</b>		
Net profit after tax (A) [₹ in Crores]	892.70	761.08
Weighted average number of Equity shares including un-allotted Bonus shares (B) [in Crores]	23.65	23.60
Nominal value per equity share [in ₹]	1	1
<b>Basic Earnings per share (A)/(B) in ₹</b>	<b>38</b>	<b>32</b>
<b>Diluted Earnings Per Share</b>		
Weighted average number of Equity shares including un-allotted Bonus shares (B) [in Crores]	23.65	23.60
Potential Equity shares upon exercise of options [in Crores]	-	0.04
Weighted average number of Equity shares including un-allotted Bonus shares for computing Dilutive EPS (C) [in Crores]	23.65	23.64
<b>Diluted Earnings per Share (A) / (C) in ₹</b>	<b>38</b>	<b>32</b>

## 55. Information on names of related parties and nature of Relationship as required by Ind AS 24 on related party disclosures for the year ended 31<sup>st</sup> March 2022:

### (a) Subsidiaries

Name of the Company	Place of Business / Country of Incorporation	% of Shareholding / Ownership Interest as at	
		31-03-2022	31-03-2021
Ramco Windfarms Limited	India	71.50	71.50
Ramco Industrial and Technology Services Limited	India	94.11	94.11

### (b) Associates

Name of the Company	Place of Business / Country of Incorporation	% of Shareholding / Ownership Interest as at	
		31-03-2022	31-03-2021
Ramco Industries Limited	India	15.43	15.43
Ramco Systems Limited	India	17.58	17.64
Rajapalayam Mills Limited	India	0.39	0.35
Madurai Trans Carrier Limited	India	29.86	29.86
Lynks Logistics Limited	India	38.37	41.63

# Notes to the Separate Financial Statements

For the year ended 31<sup>st</sup> March 2022

## (c) Key Management Personnel (Including KMP under Companies Act, 2013)

Name of the Key Management Personnel	Designation
P.R. Venketrama Raja	Chairman and Managing Director
A.V. Dharmakrishnan	Chief Executive Officer
S. Vaithyanathan	Chief Financial Officer
K. Selvanayagam	Company Secretary
R.S. Agarwal	Independent Director
M.B.N. Rao	Independent Director
M.M. Venkatachalam	Independent Director
Justice Chitra Venkataraman (Retd.)	Independent Director
M.F. Farooqui	Independent Director
M.S.Krishnan	Independent Director

## (d) Relative of Key Management Personnel

Name of the Relative of KMP	Relationship
A.V. Dharmakrishnan (HUF)	A. V. Dharmakrishnan, Karta for HUF
R. Sudarsanam	Mother of P.R.Venketrama Raja
P.V.Nirmala Raju	Spouse of P.R.Venketrama Raja
R. Nalina Ramalakshmi	Sister of P.R.Venketrama Raja
S. Sharada Deepa	Sister of P.R.Venketrama Raja
B. Sri Sandhya Raju	Daughter of P.R.Venketrama Raja
P.V. Abinav Ramasubramaniam Raja	Son of P.R. Venketrama Raja

## (e) Companies over which KMP/Relatives of KMP exercise significant influence

Rajapalayam Textile Limited	The Ramaraju Surgical Cotton Mills Limited
Sandhya Spinning Mill Limited	Shri Harini Media Limited
Sri Harini Textiles Limited	Sri Vishnu Shankar Mill Limited
JKR Enterprise Limited	Sudharsanam Investments Limited
Ramco Management Private Limited	

## (f) Body Corporate whose Board of Directors, Managing Director or Manager is accustomed to act in accordance with the advice, directions or instruction of a Director or Manager (Section 2(76)(vi) of Companies Act, 2013)

Coromandel International Limited
Coromandel Engineering Company Limited

## (g) Employee Benefit Funds where control exists

The Ramco Cements Limited Officers' Superannuation Fund
The Ramco Cements Limited Employees' Gratuity Fund

## (h) Other entities over which there is a significant influence

Smt. Lingammal Ramaraju Shastra Prathishta Trust	Gowrishankar Screws
PACR Sethurammammal Charity Trust	PACR Sethurammammal Charities
Ramco Welfare Trust	PAC Ramasamy Raja Education Charity Trust
Raja Charity Trust	Rajapalayam Rotary Trust
Shri Abhinava Vidya Theertha Seva Trust	Nachiar Charity Trust
Gowrihouse Metal Works LLP	PAC Ramasamy Raja Centenary Trust
R. Sudarsanam & Co.	Sudarsanam Estate
The Ramco Cements Limited Educational and Charitable Trust	Ramasubrahmaneya Rajha Ramco Foundation

# Notes to the Separate Financial Statements

For the year ended 31<sup>st</sup> March 2022

## 56. Disclosure in respect of Related Party Transactions (excluding Reimbursements) during the year and outstanding balances including commitments as at the reporting date:

### (a) Transactions during the year at Arm's length basis or its equivalent

		₹ in Crores	
S.No.	Nature of Transaction, Name of the Related Party and Relationship	31-03-2022	31-03-2021
<b>1</b>	<b>Sale of Goods – Cement &amp; Dry Mortar</b>		
	<i>Associates</i>		
	Ramco Industries Limited	14.28	10.96
	Rajapalayam Mills Limited	0.20	0.09
	<i>Companies over which KMP / Relatives of KMP exercise significant influence</i>		
	Sandhya Spinning Mill Limited	0.01	0.01
	Sri Harini Textiles Limited	-	0.00
	The Ramaraju Surgical Cotton Mills Limited	0.11	0.04
	Rajapalayam Textile Limited	0.01	0.00
	Sri Vishnu Shankar Mill Limited	0.05	0.05
	<i>Relative of Key Management Personnel</i>		
	B. Sri Sandhya Raju	0.00	-
	<b>Total</b>	<b>14.66</b>	<b>11.15</b>
<b>2</b>	<b>Sale of Goods – Flyash</b>		
	<i>Associates</i>		
	Ramco Industries Limited	0.63	0.00
	<b>Total</b>	<b>0.63</b>	<b>0.00</b>
<b>3</b>	<b>Purchase of Goods – Fibre Sheet and Silicate Boards, Packing materials &amp; Raw materials</b>		
	<i>Associates</i>		
	Ramco Industries Limited	0.14	0.24
	Rajapalayam Mills Limited	0.00	0.00
	<i>Related Party as per Section 2(76)(vi) of Companies Act, 2013</i>		
	Coromandel International Limited	0.01	-
	<b>Total</b>	<b>0.15</b>	<b>0.24</b>
<b>4</b>	<b>Purchase of Goods - Diesel and Petrol</b>		
	<i>Other entities over which there is a significant influence</i>		
	Smt. Lingammal Ramaraju Shastra Prathishta Trust	0.95	0.27
	PACR Sethurammammal Charity Trust	1.49	0.40
	Ramco Welfare Trust	1.72	0.44
	PAC Ramasamy Raja Centenary Trust	0.14	0.09
	PACR Sethurammammal Charities	0.19	0.14
	Shri Abhinava Vidya Theertha Seva Trust	0.34	0.21
	<b>Total</b>	<b>4.83</b>	<b>1.55</b>
<b>5</b>	<b>Purchase of Goods – Magazine</b>		
	<i>Companies over which KMP / Relatives of KMP exercise significant influence</i>		
	Shri Harini Media Limited	0.25	0.23
	<b>Total</b>	<b>0.25</b>	<b>0.23</b>
<b>6</b>	<b>Purchase of Goods - Stores and Spares</b>		
	<i>Other entity over which there is a significant influence</i>		
	R. Sudarsanam & Co.	0.07	0.10
	<i>Companies over which KMP / Relatives of KMP exercise significant influence</i>		
	The Ramaraju Surgical Cotton Mills Limited	-	0.00
	<b>Total</b>	<b>0.07</b>	<b>0.10</b>



# Notes to the Separate Financial Statements

For the year ended 31<sup>st</sup> March 2022

		₹ in Crores	
S.No.	Nature of Transaction, Name of the Related Party and Relationship	31-03-2022	31-03-2021
<b>7</b>	<b>Purchase of RoDTEP Scrips &amp; Verified Carbon Credits</b>		
	<b>Associates</b>		
	Ramco Industries Limited	0.32	-
	Rajapalayam Mills Limited	1.11	-
	<b>Companies over which KMP / Relatives of KMP exercise significant influence</b>		
	The Ramaraju Surgical Cotton Mills Limited	0.11	-
	Sandhya Spinning Mill Limited	0.11	-
	Sri Vishnu Shankar Mill Limited	0.18	-
	<b>Total</b>	<b>1.83</b>	<b>-</b>
<b>8</b>	<b>Receiving of Services – Transportation</b>		
	<b>Subsidiaries</b>		
	Ramco Industrial and Technology Services Limited	18.15	17.06
	<b>Total</b>	<b>18.15</b>	<b>17.06</b>
<b>9</b>	<b>Receiving of Services – Manpower Supply</b>		
	<b>Subsidiaries</b>		
	Ramco Industrial and Technology Services Limited	14.16	12.30
	<b>Total</b>	<b>14.16</b>	<b>12.30</b>
<b>10</b>	<b>Receiving / Sharing of Services – Advertisement / Workshop / Sponsorship / AMC / Others</b>		
	<b>Associates</b>		
	Ramco Industries Limited	0.07	0.07
	Rajapalayam Mills Limited	0.01	-
	<b>Companies over which KMP / Relatives of KMP exercise significant influence</b>		
	Shri Harini Media Limited	0.12	0.11
	<b>Total</b>	<b>0.20</b>	<b>0.18</b>
<b>11</b>	<b>Receiving of Services – Software Related Services</b>		
	<b>Associates</b>		
	Ramco Systems Limited	15.03	10.80
	<b>Total</b>	<b>15.03</b>	<b>10.80</b>
<b>12</b>	<b>Receiving of Services – Air Charter Services</b>		
	<b>Associates</b>		
	Madurai Trans Carrier Limited	31.46	13.55
	<b>Total</b>	<b>31.46</b>	<b>13.55</b>
<b>13</b>	<b>Usage charges received for Power Consumed by virtue of Joint Ownership of Shares with APGPCL</b>		
	<b>Companies over which KMP / Relatives of KMP exercise significant influence</b>		
	Sri Harini Textiles Limited	0.02	0.04
	The Ramaraju Surgical Cotton Mills Limited	-	0.02
	<b>Total</b>	<b>0.02</b>	<b>0.06</b>
<b>14</b>	<b>Leasing Arrangements – Rent Received</b>		
	<b>Subsidiaries</b>		
	Ramco Windfarms Limited	0.09	0.09
	Ramco Industrial and Technology Services Limited	0.01	0.01
	<b>Associates</b>		
	Ramco Systems Limited	9.30	9.30
	Ramco Industries Limited	0.21	0.21
	Rajapalayam Mills Limited	0.00	0.00
	Madurai Trans Carrier Limited	0.01	0.01
	Lynks Logistics Limited	0.99	0.93

# Notes to the Separate Financial Statements

For the year ended 31<sup>st</sup> March 2022

		₹ in Crores	
S.No.	Nature of Transaction, Name of the Related Party and Relationship	31-03-2022	31-03-2021
	<b>Companies over which KMP / Relatives of KMP exercise significant influence</b>		
	Sri Harini Textiles Limited	0.00	0.00
	Sri Vishnu Shankar Mill Limited	-	0.00
	The Ramaraju Surgical Cotton Mills Limited	0.00	0.00
	<b>Other entity over which there is a significant influence</b>		
	Raja Charity Trust	0.52	0.51
	PAC Ramasamy Raja Centenary Trust	0.02	0.02
	Shri Abhinava Vidya Theertha Seva Trust	0.01	0.01
	The Ramco Cements Limited Educational and Charitable Trust	0.02	0.01
	<b>Total</b>	<b>11.18</b>	<b>11.10</b>
<b>15</b>	<b>Leasing Arrangements – Rent Paid</b>		
	<b>Associates</b>		
	Ramco Industries Limited	0.13	0.13
	<b>Relative of Key Management Personnel</b>		
	A.V. Dharmakrishnan (HUF)	0.07	0.07
	<b>Other entity over which there is a significant influence</b>		
	Raja Charity Trust	0.00	0.00
	<b>Total</b>	<b>0.20</b>	<b>0.20</b>
<b>16</b>	<b>Dividend received</b>		
	<b>Associates</b>		
	Ramco Industries Limited	-	1.34
	Rajapalayam Mills Limited	0.00	0.00
	<b>Total</b>	<b>0.00</b>	<b>1.34</b>
<b>17</b>	<b>Dividend Paid</b>		
	<b>Key Management Personnel</b>		
	P.R. Venketrana Raja	-	0.58
	A.V. Dharmakrishnan	-	0.07
	S. Vaithyanathan	-	0.00
	K. Selvanayagam	-	0.00
	<b>Relative of Key Management Personnel</b>		
	A.V. Dharmakrishnan (HUF)	-	0.00
	R. Sudarsanam	-	0.39
	R. Nalina Ramalakshmi	-	0.58
	S. Sharada Deepa	-	0.58
	<b>Associates</b>		
	Ramco Industries Limited	-	14.93
	Rajapalayam Mills Limited	-	9.92
	<b>Companies over which KMP / Relatives of KMP exercise significant influence</b>		
	Sri Vishnu Shankar Mill Limited	-	0.93
	The Ramaraju Surgical Cotton Mills Limited	-	1.03
	Sudharsanam Investments Limited	-	0.89
	Ramco Management Private Limited	-	0.14
	<b>Total</b>	<b>-</b>	<b>30.04</b>

# Notes to the Separate Financial Statements

For the year ended 31<sup>st</sup> March 2022

		₹ in Crores	
S.No.	Nature of Transaction, Name of the Related Party and Relationship	31-03-2022	31-03-2021
<b>18</b>	<b>Remuneration to Key Management Personnel (Sitting Fees / ESOP considered separately)</b>		
	P.R.Venketrama Raja	42.18	59.66
	A.V. Dharmakrishnan	16.42	15.55
	S. Vaithyanathan	1.81	1.66
	K. Selvanayagam	1.35	1.22
	<b>Total</b>	<b>61.76</b>	<b>78.09</b>
<b>19</b>	<b>ESOP Perquisites on exercise of stock options</b>		
	<b>Key Management Personnel</b>		
	A.V. Dharmakrishnan	19.01	12.90
	S. Vaithyanathan	3.20	0.38
	K. Selvanayagam	2.27	0.33
	<b>Total</b>	<b>24.48</b>	<b>13.61</b>
<b>20</b>	<b>Directors' Sitting Fees</b>		
	<b>Key Management Personnel</b>		
	P.R. Venketrama Raja	0.09	0.10
	R.S. Agarwal	0.08	0.08
	M.B.N. Rao	0.07	0.08
	M.M. Venkatachalam	0.10	0.10
	M.F. Farooqui	0.04	0.05
	Justice Chitra Venkataraman (Retd.)	0.05	0.08
	M.S. Krishnan	0.04	0.05
	<b>Total</b>	<b>0.47</b>	<b>0.54</b>
<b>21</b>	<b>Purchase of Fixed Assets / Receiving of Capital Goods / Services</b>		
	<b>Related Party as per Section 2(76)(vi) of Companies Act, 2013</b>		
	Coromandel Engineering Company Limited	16.89	7.46
	<b>Total</b>	<b>16.89</b>	<b>7.46</b>
<b>22</b>	<b>Sale of Fixed Assets</b>		
	<b>Associates</b>		
	Rajapalayam Mills Limited	0.05	-
	<b>Total</b>	<b>0.05</b>	<b>-</b>
<b>23</b>	<b>Interest Received / (Paid)</b>		
	<b>Key Management Personnel</b>		
	P.R. Venketrama Raja [Interest Rate: 3.50% (PY: 3.50%)]	(0.09)	(0.13)
	<b>Subsidiaries</b>		
	Ramco Windfarms Limited [Interest Rate: 10% (PY: 10%)]	1.66	2.18
	Ramco Industrial and Technology Services Limited [Interest Rate: 10% (PY: 10%)]	0.92	0.68
	<b>Associates</b>		
	Madurai Trans Carrier Limited [Interest Rate: 10% (PY: 10%)]	5.07	1.78
	<b>Total</b>	<b>7.56</b>	<b>4.51</b>
<b>24</b>	<b>CSR / Donations given</b>		
	<b>Other entities over which there is a significant influence</b>		
	Ramasubrahmaneya Rajha Ramco Foundation	1.18	0.35
	PAC Ramasamy Raja Education Charity Trust	2.77	0.67
	Raja Charity Trust	-	0.47
	<b>Total</b>	<b>3.95</b>	<b>1.49</b>

# Notes to the Separate Financial Statements

For the year ended 31<sup>st</sup> March 2022

₹ in Crores

S.No.	Nature of Transaction, Name of the Related Party and Relationship	31-03-2022	31-03-2021
<b>25</b>	<b>Contribution to Superannuation Fund / Gratuity Fund</b>		
	<b>Employee Benefit Funds where Control Exists</b>		
	The Ramco Cements Limited Officers' Superannuation Fund	9.96	9.72
	The Ramco Cements Limited Employees' Gratuity Fund	7.69	11.52
	<b>Total</b>	<b>17.65</b>	<b>21.24</b>
<b>26</b>	<b>Investment in Equity Shares during the year</b>		
	<b>Associates</b>		
	Lynks Logistics Limited	-	9.95
	Rajapalayam Mills Limited	0.43	-
	<b>Total</b>	<b>0.43</b>	<b>9.95</b>
<b>27</b>	<b>Maximum amount of loans outstanding during the year</b>		
	<b>Subsidiaries</b>		
	Ramco Windfarms Limited	19.78	25.43
	Ramco Industrial & Technology Services Limited	11.71	7.90
	<b>Associates</b>		
	Madurai Trans Carrier Limited	57.09	34.74
	<b>Total</b>	<b>88.58</b>	<b>68.07</b>
<b>28</b>	<b>Share of Enterprise Agreement License System for Microsoft Products</b>		
	<b>Associates</b>		
	Ramco Industries Limited	0.05	0.05
	Rajapalayam Mills Limited	0.17	0.18
	<b>Companies over which KMP / Relatives of KMP exercise significant influence</b>		
	Sandhya Spinning Mill Limited	0.07	0.06
	Sri Harini Textiles Limited	0.01	0.01
	Sri Vishnu Shankar Mill Limited	0.08	0.08
	The Ramaraju Surgical Cotton Mills Limited	0.07	0.07
	Rajapalayam Textile Limited	0.03	0.03
	<b>Total</b>	<b>0.48</b>	<b>0.48</b>
<b>29</b>	<b>Rendering of Services – supply of manpower on deputation and other services</b>		
	<b>Associates</b>		
	Ramco Systems Limited	2.04	-
	Ramco Industries Limited	0.53	-
	Rajapalayam Mills Limited	0.38	-
	Madurai Trans Carrier Limited	0.26	0.25
	<b>Companies over which KMP / Relatives of KMP exercise significant influence</b>		
	The Ramaraju Surgical Cotton Mills Limited	0.03	-
	Sandhya Spinning Mill Limited	0.03	-
	Sri Vishnu Shankar Mill Limited	0.05	-
	<b>Other entities over which there is a significant influence</b>		
	The Ramco Cements Limited Educational and Charitable Trust	0.03	0.03
	<b>Total</b>	<b>3.35</b>	<b>0.28</b>

# Notes to the Separate Financial Statements

For the year ended 31<sup>st</sup> March 2022

(b) Transactions during the year not on Arm's length basis ₹ in Crores

S.No.	Nature of Transaction, Name of the Related Party and Relationship	31-03-2022	31-03-2021
1	<b>Sale of Goods – Cement</b>		
	<i>Other entities over which there is a significant influence</i>		
	Raja Charity Trust	0.00	0.01
	PAC Ramasamy Raja Education Charity Trust	0.09	0.02
	PACR Sethurammam Charities	0.01	0.01
	PACR Sethurammam Charity Trust	-	0.00
	<b>Total</b>	<b>0.10</b>	<b>0.04</b>

(c) Outstanding balances including commitments ₹ in Crores

S.No.	Nature of Outstanding Balances, Name of the Related Party and Relationship	31-03-2022	31-03-2021
1	<b>Trade Receivables</b>		
	<i>Associates</i>		
	Ramco Industries Limited	0.00	0.36
	Ramco Systems Limited	0.77	-
	<b>Total</b>	<b>0.77</b>	<b>0.36</b>
2	<b>Loans</b>		
	<i>Subsidiaries</i>		
	Ramco Windfarms Limited	14.83	19.43
	Ramco Industrial and Technology Services Limited	10.83	7.90
	<i>Associates</i>		
	Madurai Trans Carrier Limited	52.84	30.69
	<b>Total</b>	<b>78.50</b>	<b>58.02</b>
3	<b>Security Deposits / Advances given towards goods or services</b>		
	<i>Associates</i>		
	Ramco Industries Limited	0.05	0.05
	Madurai Trans Carrier Limited	8.92	8.92
	<i>Other entities over which there is a significant influence</i>		
	Smt. Lingammal Ramaraju Shastra Prathishta Trust	1.03	0.87
	PACR Sethurammam Charity Trust	1.50	1.60
	Ramco Welfare Trust	0.77	1.20
	PACR Sethurammam Charities	0.40	0.40
	PAC Ramasamy Raja Centenary Trust	0.21	0.12
	Shri Abhinava Vidya Theertha Seva Trust	0.02	-
	<i>Related Party as per Section 2(76)(vi) of Companies Act, 2013</i>		
	Coromandel Engineering Company Limited	0.44	-
	<b>Total</b>	<b>13.34</b>	<b>13.16</b>
4	<b>Borrowings</b>		
	<i>Key Management Personnel</i>		
	P.R. Venketrama Raja	0.09	2.56
	<b>Total</b>	<b>0.09</b>	<b>2.56</b>
5	<b>Security Deposits received by virtue of Joint Ownership of shares with APGPCL</b>		
	<i>Companies over which KMP / Relatives of KMP exercise significant influence</i>		
	Sri Harini Textiles Limited	0.12	0.12
	The Ramaraju Surgical Cotton Mills Limited	-	0.11
	<b>Total</b>	<b>0.12</b>	<b>0.23</b>

# Notes to the Separate Financial Statements

For the year ended 31<sup>st</sup> March 2022

		₹ in Crores	
S.No.	Nature of Outstanding Balances, Name of the Related Party and Relationship	31-03-2022	31-03-2021
6	<b>Security Deposit received towards lease arrangement</b>		
	<b>Subsidiaries</b>		
	Ramco Windfarms Limited	0.00	0.00
	Ramco Industrial and Technology Services Limited	0.01	0.01
	<b>Associates</b>		
	Ramco Industries Limited	0.08	0.08
	Lynks Logistics Limited	0.02	0.01
	Madurai Trans Carrier Limited	0.00	0.01
	<b>Total</b>	<b>0.11</b>	<b>0.11</b>
7	<b>Corporate Guarantees given to lenders of Related parties [Refer Note (b) below]</b>		
	<b>Other entity over which there is a significant influence</b>		
	Raja Charity Trust	100.00	100.00
	<b>Total</b>	<b>100.00</b>	<b>100.00</b>
8	<b>Trade Payables / Payables for Capital Goods</b>		
	<b>Related Party as per Section 2(76)(vi) of Companies Act, 2013</b>		
	Coromandel Engineering Company Limited	-	1.08
	<b>Other entity over which there is a significant influence</b>		
	Shri Abhinava Vidya Theertha Seva Trust	-	0.04
	<b>Total</b>	<b>-</b>	<b>1.12</b>

## Notes

- (a) The above outstanding balances at the respective reporting dates are unsecured and settlement occurs in cash in case of loans and security deposits, or through provision of goods / services, in case of unadjusted advances.
- (b) The Company has not granted any loan or advance in the nature of loan to promoters, directors, KMPs and other related parties that are repayable on demand; or without specifying any terms or period of repayment.
- (c) The loan balance with Banks by the related parties, on the strength of the above Corporate Guarantees given by the Company are furnished below:

		₹ in Crores	
Particulars	31-03-2022	31-03-2021	
Raja Charity Trust	5.75	13.07	

## Key Management Personnel compensation in total and for each of the following categories:

		₹ in Crores	
Particulars	31-03-2022	31-03-2021	
Short – Term Benefits	61.60	78.02	
Defined Contribution Plan	0.63	0.61	
Fair value of ESOP given to KMPs	Refer Note (c) below		
Defined Benefit Plan / Other Long-term benefits	Refer Note (d) below		
<b>Total</b>	<b>62.23</b>	<b>78.63</b>	

## Notes

- (a) Short-Term Benefits comprises of salaries, bonus, sitting fees, and value of perquisites excluding value of ESOP perquisites.
- (b) Defined Contribution Plan comprises of contribution to Provident fund and Superannuation fund.

## Notes to the Separate Financial Statements

For the year ended 31<sup>st</sup> March 2022

- (c) During the previous year, the Company has granted an aggregate of 2,00,000 stock options to KMPs, which was due for vesting on 8<sup>th</sup> September 2021 and exercisable on or before 31<sup>st</sup> December 2022. The amortized fair value of ESOP given to KMPs for the year ended 31<sup>st</sup> March 2022 included under the head 'Employee Stock Option Expenses' is ₹ 5.72 Crores (PY: ₹ 13.70 Crores).
- (d) As the liability for gratuity and compensated absences are provided on actuarial basis for the Company as a whole, amounts accrued pertaining to key managerial personnel are not included above.

### 57. Disclosure of Fair value measurements

The fair values of financial assets and liabilities are determined at the amount at which the instrument could be exchanged in a current transaction between willing parties, other than in a forced or liquidation sale. Fair value of cash and short-term deposits, trade and other short term receivables, trade payables, other current liabilities, short term loans from banks and other financial instruments approximate their carrying amounts largely due to their short term maturities of these instruments.

#### Financial Instruments by category

₹ in Crores

Particulars	Amortised Cost	FVTPL	FVTOCI	Carrying Amount	Fair Value
<b>As at 31-03-2022</b>					
<b>Financial Assets</b>					
Other Investments	-	0.78	27.02	27.80	27.80
Loans	105.42	-	-	105.42	105.42
Trade Receivables	349.77	-	-	349.77	349.77
Cash and Bank Balances	176.04	-	-	176.04	176.04
Other Financial Assets	183.35	-	-	183.35	183.35
<b>Financial Liabilities</b>					
Borrowings	3,929.95	-	-	3,929.95	3,929.95
Lease Liabilities	19.72	-	-	19.72	19.72
Trade Payables	489.22	-	-	489.22	489.22
Other Financial Liabilities	897.22	-	-	897.22	897.22
<b>As at 31-03-2021</b>					
<b>Financial Assets</b>					
Other Investments	-	0.66	27.22	27.88	27.88
Loans	84.94	-	-	84.94	84.94
Trade Receivables	375.18	-	-	375.18	375.18
Cash and Bank Balances	141.86	-	-	141.86	141.86
Other Financial Assets	168.02	-	-	168.02	168.02
<b>Financial Liabilities</b>					
Borrowings	3,101.72	-	-	3,101.72	3,101.72
Lease Liabilities	8.06	-	-	8.06	8.06
Trade Payables	363.43	-	-	363.43	363.43
Other Financial Liabilities	890.82	-	-	890.82	890.82

**Note:** Ind AS 107 disclosure requirements are not applicable for the investments in subsidiaries and associates though presented within 'Financial Assets' in accordance with the Guidance Note issued by ICAI during January 2022 vide para no. 8.1.8.4

# Notes to the Separate Financial Statements

For the year ended 31<sup>st</sup> March 2022

## Fair value hierarchy

The Company uses the following hierarchy for determining and disclosing the fair value of financial instruments by valuation technique:

Level 1 : Quoted (Unadjusted) prices in active markets for identical assets or liabilities.

Level 2 : Other techniques for which all inputs which have a significant effect on the recorded fair value are observable, either directly or indirectly.

Level 3 : Techniques which use inputs that have a significant effect on the recorded fair value that are not based on observable market data.

The details of financial instruments that are measured at fair value on recurring basis are given below:

				₹ in Crores
Particulars	Level 1	Level 2	Level 3	Total
<b>Financial Instruments at FVTOCI</b>				
<i>Investments in listed equity securities</i>				
<b>As at 31-03-2022</b>	4.89	-	-	4.89
As at 31-03-2021	5.09	-	-	5.09
<i>Investment in unlisted securities</i>				
<b>As at 31-03-2022</b>	-	-	22.13	22.13
As at 31-03-2021	-	-	22.13	22.13
<b>Financial Instruments at FVTPL</b>				
<i>Investment in mutual funds</i>				
<b>As at 31-03-2022</b>	0.78	-	-	0.78
As at 31-03-2021	0.66	-	-	0.66

## Notes

- The Company designates certain equity shares at FVTOCI as they are not held for trading purpose and disclosing their fair value fluctuation in profit or loss will not reflect the purpose of holding.
- There were no transfers between level 1 and level 2 fair value measurement during the year ended 31-03-2022 and 31-03-2021.
- There were no movements in the financial instruments categorized under Level 3 during the year ended 31-03-2022 and 31-03-2021.

## Valuation techniques used to determine the fair value

The significant inputs used in the fair value measurement categorized within the fair value hierarchy are given below:

Nature of Financial Instrument	Valuation Technique	Remarks / Assumptions
Investment in Listed securities / Mutual Funds	Market Value	Closing Price as at 31 <sup>st</sup> March in Stock Exchange
Investment in Unlisted securities	Discounted Cash Flow Method	Discount Rate of 8.50% p.a (PY: 8.50% p.a) is used to determine the discounted cash flow [Refer Note (a) below]
Financial Guarantee Obligation	Differential Interest Rate	Interest rates quote have been obtained from the Banker

## Notes

- Assuming cash flows estimated in perpetuity are constant over the period, an increase in 100 bps in the discount rate will decrease the fair value by ₹ 2.33 Crores (PY: ₹ 2.33 Crores) and a decrease in the 100 bps in the discount rate will increase the fair value by ₹ 2.95 Crores (PY: ₹ 2.95 Crores).
- There were no significant inter-relationships between unobservable inputs that materially affect fair values.



# Notes to the Separate Financial Statements

For the year ended 31<sup>st</sup> March 2022

## 58. Financial Risk Management

The Board of Directors (BOD) has overall responsibility for the establishment and oversight of the Company's risk management framework and thus established a risk management policy to identify and analyse the risk faced by the Company. Risk Management Systems are reviewed by the BOD periodically to reflect changes in market conditions and the Company's activities. The Company through its training and management standards and procedures develop a disciplined and constructive control environment in which all employees understand their roles and obligations. The Audit Committee oversees how management monitors compliance with the Company's risk management policies and procedures, and reviews the risk management framework. The Audit committee is assisted in the oversight role by Internal Audit. Internal Audit undertakes reviews of the risk management controls and procedures, the results of which are reported to the Audit Committee.

The Company has the following financial risks:

Categories of Risk	Nature of Risk
Credit Risk	Receivables
	Financial Instruments and Cash deposits
Liquidity Risk	Fund Management
Market Risk	Foreign Currency Risk
	Cash flow and fair value interest rate risk
	Commodity price risk

The Board of Directors regularly reviews these risks and approves the risk management policies, which covers the management of these risks:

### Credit Risk

Credit Risk is the risk of financial loss to the Company if the customer or counterparty to the financial instruments fails to meet its contractual obligations and arises principally from the Company's receivables, treasury operations and other operations that are in the nature of lease.

### Receivables

The Company's exposure to credit risk is influenced mainly by the individual characteristic of each customer. The Company extends credit to its customers in the normal course of business by considering the factors such as financial reliability of customers. The Company evaluates the concentration of the risk with respect to trade receivables as low, as its customers are located in several jurisdictions and operate in largely independent markets. The Company maintains adequate security deposits from its customers in case of wholesale and retail segment. In case of institutional segment, credit risks are mitigated by way of enforceable securities. The exposures with the Government are generally unsecured but they are considered as good. However, unsecured credits are extended based on creditworthiness of the customers on case to case basis.

Trade receivables are written off when there is no reasonable expectation of recovery, such as a debtor declaring bankruptcy or failing to engage in a repayment plan with the Company and where there is a probability of default, the Company creates a provision based on Expected Credit Loss for trade receivables under simplified approach as below:

Particulars	₹ in Crores				
	Not Due	Less than 90 days	90 to 180 days	More than 180 days	Total
<b>As at 31-03-2022</b>					
Gross carrying amount	198.69	25.26	15.25	116.82	356.02
Expected Loss Rate	-	0.11%	1.82%	5.09%	1.76%
Expected Credit Losses	-	0.03	0.28	5.94	6.25
Carrying amount of Trade Receivables net of impairment	198.69	25.23	14.97	110.88	349.77

# Notes to the Separate Financial Statements

For the year ended 31<sup>st</sup> March 2022

₹ in Crores					
Particulars	Not Due	Less than 90 days	90 to 180 days	More than 180 days	Total
<b>As at 31-03-2021</b>					
Gross carrying amount	281.67	18.27	20.97	61.07	381.98
Expected Loss Rate	0.05%	0.40%	6.50%	8.56%	1.78%
Expected Credit Losses	0.14	0.07	1.37	5.22	6.80
Carrying amount of Trade Receivables net of impairment	281.53	18.20	19.60	55.85	375.18

## Reconciliation of impairment allowance on trade receivables

Particulars	₹ in Crores
Impairment allowance as at 1 <sup>st</sup> April 2020	6.60
Add: Change in loss allowance for the year 2020-21	0.20
Impairment allowance as at 31 <sup>st</sup> March 2021	6.80
Less: Change in loss allowance for the year 2021-22	0.55
Impairment allowance as at 31 <sup>st</sup> March 2022	6.25

## Financial Instruments and Cash deposits

Investments of surplus funds are made only with the approved counterparties. The Company is presently exposed to counterparty risk relating to short term and medium term deposits placed with banks, and also investments made in mutual funds. The Company places its cash equivalents based on the creditworthiness of the financial institutions.

## Liquidity Risk

Liquidity Risks are those risk that the Company will not be able to settle or meet its obligations on time or at reasonable price. In the management of liquidity risk, the Company monitors and maintains a level of cash and cash equivalents deemed adequate by the management to finance the Company's operations and to mitigate the effects of fluctuations in cash flows.

## Fund Management

Due to the dynamic nature of the underlying business, the Company aims at maintaining flexibility in funding by keeping both committed and uncommitted credit lines available. The Company has laid well defined policies and procedures facilitated by robust information system for timely and qualitative decision making by the management including its day to day operations.

## Financial arrangements

The Company has access to the following undrawn borrowing facilities:

₹ in Crores		
Particulars	31-03-2022	31-03-2021
<b>Expiring within one year</b>		
Bank Overdraft and other facilities	884.62	745.00
Term Loans	250.00	433.33
<b>Expiring beyond one year</b>		
Term Loans	-	-

**Note:** Undrawn limit in respect of bank overdraft and other facilities has been calculated based on the adequacy of drawing power. In respect of term loans, undrawn limit is reckoned based on available valid sanction letters at each reporting dates.

# Notes to the Separate Financial Statements

For the year ended 31<sup>st</sup> March 2022

Maturities of Financial Liabilities				₹ in Crores
Nature of Financial Liability	< 1 year	1 – 5 years	>5 years	Total
<b>As at 31-03-2022</b>				
Borrowings from Banks, NCDs, Director	1,025.68	2,576.22	108.75	3,710.65
Soft Loan from Government	30.74	108.63	13.67	153.04
Deferred Sales Tax Liability	16.24	65.16	-	81.40
Trade payables	489.22	-	-	489.22
Security Deposits payable	712.27	-	-	712.27
Lease Liabilities	0.14	1.05	18.53	19.72
Other Financial Liabilities	184.95	-	-	184.95
<b>As at 31-03-2021</b>				
Borrowings from Banks, NCDs, Director	939.10	1,940.33	5.50	2,884.93
Soft Loan from Government	-	129.37	23.67	153.04
Deferred Sales Tax Liability	-	81.40	-	81.40
Trade payables	363.43	-	-	363.43
Security Deposits payable	648.47	-	-	648.47
Lease Liabilities	0.11	0.84	7.11	8.06
Other Financial Liabilities	242.35	-	-	242.35

**Note:** Security deposits do not have a contractual payment term but are repayable on demand. Since, the Company does not have an unconditional right to defer the payment beyond 12 months from reporting date, these deposits have been classified under current financial liabilities. For including these amounts in the above-mentioned maturity analysis, the Company has assumed that these deposits will be repayable at the end of the next reporting period. The actual maturity period for the deposit amount can differ based on the date on which these deposits are settled to the customers.

## Foreign Currency Risk

The Company's exposure in USD and other foreign currency denominated transactions in connection with import of capital goods, spares and fuel, besides exports of finished goods and borrowings in foreign currency, gives rise to exchange rate fluctuation risk. The Company has following policies to mitigate this risk:

Decisions regarding borrowing in Foreign Currency and hedging thereof, (both interest and exchange rate risk) and the quantum of coverage is driven by the necessity to keep the cost comparable. Foreign Currency loans, imports and exports transactions are hedged by way of forward contract after taking into consideration the anticipated Foreign exchange inflows/outflows, timing of cash flows, tenure of the forward contract and prevailing Foreign exchange market conditions.

The Company's exposure to foreign currency risk (un-hedged) as detailed below:

Currency	Trade Payables	Trade and other Receivables	Balance with Banks
<b>USD in Millions</b>			
<b>As at 31-03-2022</b>	35.99	-	0.08
As at 31-03-2021	19.92	-	-
<b>EUR in Millions</b>			
<b>As at 31-03-2022</b>	0.99	-	-
As at 31-03-2021	0.20	-	-
<b>JPY in Millions</b>			
<b>As at 31-03-2022</b>	-	-	-
As at 31-03-2021	4.03	-	-
<b>LKR in Millions</b>			
<b>As at 31-03-2022</b>	0.42	4.75	38.91
As at 31-03-2021	12.19	15.11	9.02

# Notes to the Separate Financial Statements

For the year ended 31<sup>st</sup> March 2022

## Risk sensitivity on foreign currency fluctuation

₹ in Crores

Foreign Currency	31-03-2022		31-03-2021	
	1 % Increase	1% decrease	1% increase	1% decrease
USD	(-) 2.72	2.72	(-) 1.46	1.46
EUR	(-) 0.08	0.08	(-) 0.02	0.02
JPY	-	-	(-) 0.27	0.27
LKR	0.17	(-) 0.17	0.03	(-) 0.03

**Note:** The above sensitivity analysis is based on a change in an interest rate by 100 bps while holding all other things constant for the monetary items outstanding as at the reporting date.

## Cash flow and fair value interest rate risk

Interest rate risk arises from long term borrowings with variable rates which exposed the Company to cash flow interest rate risk. The Company's fixed rate borrowing are carried at amortized cost and therefore are not subject to interest rate risk as defined in Ind AS 107 since neither the carrying amount nor the future cash flows will fluctuate because of the change in market interest rates. The Company is exposed to the evolution of interest rates and credit markets for its future refinancing, which may result in a lower or higher cost of financing, which is mainly addressed through the management of the fixed/floating ratio of financial liabilities. The Company constantly monitors credit markets to strategize a well-balanced maturity profile in order to reduce both the risk of refinancing and large fluctuations of its financing cost. The Company believes that it can source funds for both short term and long term at a competitive rate considering its strong fundamentals on its financial position.

## Interest rate risk exposure

₹ in Crores

Particulars	31-03-2022	31-03-2021
Variable rate borrowings	2,310.88	1,775.37
Fixed rate borrowings	1,537.67	1,244.95
Interest free borrowings	81.40	81.40

**Note:** The Company does not have any interest rate swap contracts.

## Sensitivity on Interest rate fluctuation

₹ in Crores

Total Interest Cost in Profit and Loss works out to	31-03-2022	31-03-2021
1% Increase in Interest Rate	135.51	105.37
1% Decrease in Interest Rate	89.29	69.87

**Note:** The above sensitivity analysis is based on a change in an interest rate by 100 bps while holding all other things (viz. Availment and Repayment of borrowings) as constant during the reporting period.

## Commodity price risk

Commodity price risk arises on account of fluctuations in price of raw materials and fuels viz. coal and pet coke, which are linked to various external factors. Since these are primary costs in cement production, any adverse fluctuation in these prices can lead to significant drop in operating profitability.

To mitigate this risk, the Company closely observe the prices and buy when the prices tend to come down and also taken steps to maintain three to four months inventory to beat the impact of upward cycle of commodity index, usage of other alternate fuels and optimum fuel mix to manage over fuel cost. The Company also enters into long term contracts with suppliers at competitive prices. These processes and procedures are reviewed by the management at regular intervals and measures have been taken to curb it.

## Sensitivity on commodity price fluctuation

₹ in Crores

Nature of Fuel	31-03-2022		31-03-2021	
	1 % Increase	1% decrease	1% increase	1% decrease
Coal	(-) 2.53	2.53	(-) 1.38	1.38
Pet coke	(-) 6.60	6.60	(-) 2.99	2.99

# Notes to the Separate Financial Statements

For the year ended 31<sup>st</sup> March 2022

## 59. Disclosures as required under Micro, Small and Medium Enterprises Development Act, 2006:

The categorization of supplier as MSME registered under the Act under the new definition, has been determined based on the information available with the Company as at the reporting date. The Company has also considered suppliers as MSME who possess the erstwhile MSME certificate for the period upto the reporting date, for the purpose of categorization and disclosures. The disclosures as required under Micro, Small, and Medium Enterprises Development Act, 2006:

Particulars	₹ in Crores	
	31-03-2022	31-03-2021
(a) (i) The principal amount remaining unpaid to any supplier at the end of the financial year included in -		
- Trade Payables	13.06	4.15
- Other Current Financial Liabilities	7.08	8.42
(ii) The interest due on the above	-	-
(b) The amount of interest paid by the buyer in terms of section 16 of the Act	-	-
(c) The amount of the payment made to the supplier beyond the appointed day during the financial year	-	-
(d) The amount of interest accrued and remaining unpaid at the end of financial year	-	-
(e) The amount of interest due and payable for the period of delay in making payment but without adding the interest specified under this Act	-	-

## 60. Additional regulatory information as required under Companies Act 2013 / Indian Accounting Standards

### (a) Trade Payables Ageing Schedule

₹ in Crores

Particulars	Outstanding for following periods from due date of payment					Total
	Not due	< 1 year	1 – 2 years	2 - 3 years	> 3 years	
<b>As at 31-03-2022</b>						
MSME	1.91	10.68	0.24	0.14	0.09	13.06
Others	15.79	245.85	3.82	1.89	1.63	268.98
Disputed Dues – MSME	-	-	-	-	-	-
Disputed Dues – Others	-	-	-	-	14.07	14.07
Unbilled dues	193.11	-	-	-	-	193.11
<b>Total</b>	<b>210.81</b>	<b>256.53</b>	<b>4.06</b>	<b>2.03</b>	<b>15.79</b>	<b>489.22</b>
<b>As at 31-03-2021</b>						
MSME	0.33	3.55	0.14	0.09	0.04	4.15
Others	10.32	132.01	2.78	2.15	0.20	147.46
Disputed Dues – MSME	-	-	-	-	-	-
Disputed Dues – Others	-	-	-	-	14.07	14.07
Unbilled dues	197.75	-	-	-	-	197.75
<b>Total</b>	<b>208.40</b>	<b>135.56</b>	<b>2.92</b>	<b>2.24</b>	<b>14.31</b>	<b>363.43</b>

### (b) Capital Work-in-Progress Ageing Schedule

₹ in Crores

Particulars	Amount in CWIP for a period of				Total
	< 1 year	1 – 2 years	2 - 3 years	> 3 years	
<b>As at 31-03-2022</b>	1,522.02	986.12	478.32	5.69	2,992.15
<b>As at 31-03-2021</b>	1,451.52	834.03	35.07	4.84	2,325.46

**Note:** The Company do not have any projects whose activity has been suspended.

# Notes to the Separate Financial Statements

For the year ended 31<sup>st</sup> March 2022

(c) Completion Schedule for Capital Work-in-Progress whose completion is overdue or cost exceeded as per the original plan

₹ in Crores

Particulars	To be completed in			
	< 1 year	1 – 2 years	2 - 3 years	> 3 years
<b>As at 31-03-2022</b>				
Clinker Line III at Jayanthipuram	254.67	-	-	-
Grinding Unit in Haridaspur, Odisha	71.70	-	-	-
Integrated Unit in Kalavatala, Andhra Pradesh	1,837.49	88.61	-	-
Railway siding in Kalavatala, Andhra Pradesh	-	161.35	-	-
Modernization in Ramasamy Raja Nagar	184.49	-	-	-
Dry Mortar Plant at Ramasamy Raja Nagar, Salem Grinding Plant, Jayanthipuram and Odisha	79.46	-	-	-
<b>Total</b>	<b>2,427.81</b>	<b>249.96</b>	<b>-</b>	<b>-</b>
<b>As at 31-03-2021</b>				
Clinker Line III at Jayanthipuram	643.48	-	-	-
Grinding Unit in Haridaspur, Odisha	27.88	-	-	-
Integrated Unit in Kalavatala, Andhra Pradesh	905.00	279.00	96.42	-
<b>Total</b>	<b>1,576.36</b>	<b>279.00</b>	<b>96.42</b>	<b>-</b>

**Note:** Completion is overdue mainly due to pandemic caused by COVID-19 and changes in the scope of work.

(d) Intangible Asset under development Ageing Schedule

Projects in Progress

₹ in Crores

Particulars	Amount in Intangible Assets under development for a period of				
	< 1 year	1 – 2 years	2 - 3 years	> 3 years	Total
<b>As at 31-03-2022</b>	20.16	15.37	2.12	4.21	41.86
<b>As at 31-03-2021</b>	18.20	4.22	2.88	4.43	29.73

(e) Trade Receivables Ageing Schedule

₹ in Crores

Particulars	Outstanding for following periods from due date of payment						Total
	Not Due	Less than 6 months	6 months – 1 year	1 – 2 years	2 - 3 years	> 3 years	
<b>As at 31-03-2022</b>							
Undisputed Trade receivables - considered good	198.69	40.19	53.49	37.72	2.97	13.99	347.05
Undisputed Trade receivables - which have significant increase in credit risk	-	0.31	2.19	2.20	0.21	1.14	6.05
Disputed Trade receivables - considered good	-	0.01	0.03	0.03	0.18	2.47	2.72
Disputed Trade receivables - which have significant increase in credit risk	-	-	-	-	0.01	0.19	0.20
<b>Total</b>	<b>198.69</b>	<b>40.51</b>	<b>55.71</b>	<b>39.95</b>	<b>3.37</b>	<b>17.79</b>	<b>356.02</b>
<b>As at 31-03-2021</b>							
Undisputed Trade receivables - considered good	281.67	37.66	27.61	6.55	3.79	14.91	372.19
Undisputed Trade receivables - which have significant increase in credit risk	-	1.57	2.24	0.61	0.40	1.66	6.48
Disputed Trade receivables - considered good	-	0.01	0.06	0.29	0.03	2.60	2.99
Disputed Trade receivables - which have significant increase in credit risk	-	-	-	0.03	-	0.29	0.32
<b>Total</b>	<b>281.67</b>	<b>39.24</b>	<b>29.91</b>	<b>7.48</b>	<b>4.22</b>	<b>19.46</b>	<b>381.98</b>

# Notes to the Separate Financial Statements

For the year ended 31<sup>st</sup> March 2022

## (f) Unbilled Revenue Ageing Schedule

₹ in Crores

Particulars	Outstanding for following periods from date of recognition of revenue					Total
	Less than 6 months	6 months – 1 year	1 – 2 years	2 - 3 years	> 3 years	
As at 31-03-2022	1.70	-	0.32	0.78	1.89	4.69
As at 31-03-2021	1.78	-	0.79	1.89	-	4.46

**Note:** Out of Unbilled Revenue of ₹ 4.69 Crores as at 31-03-2022, a sum of ₹ 2.99 Crores remain unbilled to BESCO for more than one year towards windmill units generated and pumped into the grids for want of confirmation from the counterparty.

## (g) Undisclosed Income

The Company do not have any transaction which are not recorded in the books of accounts that has been surrendered or disclosed as income in the tax assessments under the Income Tax Act, 1961 during any of the years.

## (h) Relationship with Struck off Companies

The Company did not have any transactions with Companies struck off under Section 248 of Companies Act, 2013 or Section 560 of Companies Act, 1956 considering the information available with the Company.

## (i) Details of Crypto Currency or Virtual Currency

The Company did not trade or invest in Crypto Currency or virtual currency during the financial year. Hence disclosure relating to it are not applicable.

## (j) Benami property

The Company did not have any Benami property, where any proceeding has been initiated or pending against the Company for holding any Benami property.

## (k) The Company has neither advanced or loaned or invested, nor received any fund, to or from, any other persons or entities including foreign entities (intermediaries) with the understanding that the intermediary shall:

- directly or indirectly lend or invest in other persons or entities identified in any manner whatsoever by or on behalf of the Company or
- provide any guarantee, security or the like to or on behalf of the ultimate beneficiaries.

## 61. The amount of expenditure recognized in the carrying amount of an item of Property, Plant and Equipment in the course of its construction, included in Capital Work-in-Progress are given below:

₹ in Crores

Particulars	31-03-2022	31-03-2021
<b>Pre-operative expenses included in CWIP as at the beginning of the year</b>	<b>172.83</b>	<b>132.05</b>
<b>Expenditure incurred during the year</b>		
Employee Benefits Expenses	28.16	34.19
Finance Costs	102.41	100.25
Depreciation and Amortization expenses	3.98	2.00
Stores and Spares consumption	1.69	-
Repairs and maintenance	2.80	5.62
Insurance	0.55	0.48
Outsourced establishment expenses	1.44	0.79
Traveling expenses	0.16	0.47
Lease Rent	0.16	0.23
Legal and consultancy expenses	0.38	1.23
IT & Communication expenses	0.04	1.47
Power and Fuel	9.81	3.62
Security Charges	1.41	1.10
Miscellaneous expenses	3.63	3.10
<b>Sub Total</b>	<b>156.62</b>	<b>154.55</b>
<b>Less: Capitalised during the year</b>	<b>54.33</b>	<b>113.77</b>
<b>Pre-operative expenses included in CWIP as at the end of the year</b>	<b>275.12</b>	<b>172.83</b>

# Notes to the Separate Financial Statements

For the year ended 31<sup>st</sup> March 2022

## 62. Key Financial Ratios

Particulars	UOM	31-03-2022	31-03-2021	Variation in %
Current Ratio	In multiple	1.14	1.26	-10%
Debt-Equity Ratio	In multiple	0.60	0.55	9%
Debt Service Coverage Ratio	In multiple	1.00	1.80	-44%
Return on Equity Ratio	In %	15%	14%	1%
Inventory Turnover Ratio	In Days	44	43	2%
Trade receivables Turnover Ratio	In Days	22	31	-29%
Trade payables Turnover Ratio	In Days	26	24	8%
Net Capital Turnover Ratio	In Days	40	50	-20%
Net Profit Ratio	In %	15%	14%	1%
Return on Capital Employed	In %	10%	10%	-
Return on Investment (Assets)	In %	7%	7%	-

### Formula adopted for above Ratios:

- Current Ratio = Current Assets / (Total Current Liabilities – Security Deposits payable on Demand – Current maturities of Long Term Debt)
- Debt-Equity Ratio = Total Debt / Total Equity
- Debt Service Coverage Ratio = (EBITDA – Current Tax) / (Principal Repayment + Gross Interest)
- Return on Equity Ratio = Total Comprehensive Income / Average Total Equity
- Inventory Turnover Ratio (Average Inventory days) = 365 / (Net Revenue / Average Inventories)
- Trade receivables Turnover Ratio (Average Receivables days) = 365 / (Net Revenue / Average Trade receivables)
- Trade Payables Turnover Ratio (Average Payable days) = 365 / (Net Revenue / Average Trade payables)
- Net Capital Turnover Ratio = (Inventory Turnover Ratio + Trade receivables turnover ratio – Trade payables turnover ratio)
- Net Profit Ratio = Net Profit / Net Revenue
- Return on Capital employed = (Total Comprehensive Income + Interest) / (Average of (Equity + Total Debt))
- Return on Investment (Assets) = Total Comprehensive Income / Average Total Assets

### Reasons for Variation if more than 25%

- The decline in Debt-Service Coverage Ratio by 44% from 1.80 times in previous year to 1 time in current year is mainly due to higher scheduled principal repayments / Gross interest cost amid decrease in EBITDA by 16% on account of increase in power and fuel cost compared to previous year.
- The decline in Trade receivables turnover ratio by 29% from 31 days in previous year to 22 days in current year is mainly due to tightened collection measures undertaken and factoring of certain receivables by assigning its rights and privileges to the banks

## 63. Events after the reporting period – Distribution made and proposed

₹ in Crores

Particulars	31-03-2022	31-03-2021
<b>Cash Dividends on Equity Shares declared and paid</b>		
Final dividend for the year ended 31 <sup>st</sup> March 2021: Nil (For the year ended 31 <sup>st</sup> March 2020: Nil)	-	-
Interim dividend for the year ended 31 <sup>st</sup> March 2022: Nil (For the year ended 31 <sup>st</sup> March 2021: ₹ 3 per share)	-	66.68
TDS on Dividends	-	4.16
<b>Proposed Dividends on Equity Shares</b>		
Final dividend for the year ended 31 <sup>st</sup> March 2022: ₹ 3/- per share (For the year ended 31 <sup>st</sup> March 2021: Nil) include TDS on dividends	70.96	-



# Notes to the Separate Financial Statements

For the year ended 31<sup>st</sup> March 2022

## 64. Capital Management

For the purpose of the Company's capital management, capital includes issued equity share capital and all other equity reserves attributable to the equity holders of the Company. The primary objective of the Company's capital management is to maximize the shareholders' wealth. The Company manages its capital structure and makes adjustments in the light of changes in economic conditions and the requirements of the financial covenants. The Company monitors capital using a gearing ratio, which is net debt divided by total equity plus net debt.

		₹ in Crores	
Particulars		31-03-2022	31-03-2021
Long Term Borrowings		2,857.29	2,162.62
Short Term Borrowings		1,072.66	939.10
Less: Cash and Cash Equivalents		143.74	106.14
<b>Net Debt</b>	<b>(A)</b>	<b>3,786.21</b>	<b>2,995.58</b>
Equity Share Capital		23.63	23.59
Other Equity		6,501.23	5,603.21
<b>Total Equity</b>	<b>(B)</b>	<b>6,524.86</b>	<b>5,626.80</b>
<b>Total Capital Employed</b>	<b>(C) = (A) + (B)</b>	<b>10,311.07</b>	<b>8,622.38</b>
<b>Capital Gearing Ratio</b>	<b>(A) / (C)</b>	<b>37%</b>	<b>35%</b>

In order to achieve this overall objective, the Company's capital management, amongst other things, aims to ensure that it meets financial covenants attached to the interest-bearing loans and borrowings that define capital structure requirements. There have been no breaches in the financial covenants of any interest-bearing loans/borrowing. The Company is not subjected to any externally imposed capital requirements. There are no significant changes in the objectives, policies or processes for managing capital during the years ended 31-03-2022 and 31-03-2021.

## 65. Reclassification of previous year figures upon complying with Schedule III Amendments

The Company had voluntarily adopted to comply with the amendments in Schedule III of Companies Act, 2013 notified on 24-03-2021, from the financial year 2020-21, though the applicability is spelt out with effect from 01-04-2021.

Hitherto, investments in subsidiaries and associates was presented outside 'Financial Assets' as a separate line item on the face of a balance sheet for the reason that, the interests in subsidiaries and associates that are accounted in accordance with Ind AS 27 Separate Financial Statements, Ind AS 110 Consolidated Financial Statements or Ind AS 28 Investment in Associates, are scoped out from the applicability of Ind AS 107 and Ind AS 109. However, investments in subsidiaries and associates should be presented within financial assets, since such investments still meet the definition of financial instruments, as per the Guidance Note issued by ICAI during January 2022 vide para no. 8.1.8.4.

Accordingly the Company has complied with such disclosures and reclassified previous year figures, wherever necessary, to conform to current year classification.

## 66. Closure of foreign branch in Srilanka

The Company has closed the operations of foreign branch in Srilanka effective from 27-07-2021, in view of additional tax rate being levied by Srilanka on packed cement when compared with bulk cement, making the branch operations uncompetitive. The completion of winding up activities is in progress. There is no material impact in the Financial Statements because of closure of said branch operation.

As per our report annexed

For **SRSV & ASSOCIATES**  
Chartered Accountants  
Firm Registration Number: 015041S

For **RAMAKRISHNA RAJA AND CO**  
Chartered Accountants  
Firm Registration Number: 005333S

**P.R. VENKETRAMA RAJA**  
Chairman and Managing Director

**S. VAITHIYANATHAN**  
Chief Financial Officer

**G. CHELLA KRISHNA**  
Partner  
Membership No. 210474

**M. VIJAYAN**  
Partner  
Membership No. 026972

**A.V. DHARMAKRISHNAN**  
Chief Executive Officer

**K.SELVANAYAGAM**  
Secretary

Chennai  
23-05-2022

**CONSOLIDATED**  
**FINANCIAL STATEMENTS**

# Independent Auditor's Report

To the Members of THE RAMCO CEMENTS LIMITED

## Report on the Audit of the Consolidated Financial Statements

### Opinion

We have audited the Consolidated Financial Statements of THE RAMCO CEMENTS LIMITED ("the Holding Company"), and its subsidiaries (collectively referred to as "the Company" or "the Group") and its associates, comprising of the consolidated balance sheet as at 31<sup>st</sup> March 2022, the consolidated statement of profit and loss, the consolidated cash flow statement for the year then ended, and a summary of the significant accounting policies and other explanatory information ("the Consolidated Financial Statements").

In our opinion and to the best of our information and according to the explanations given to us, the aforesaid Consolidated Financial Statements give the information required by the Act in the manner so required and give a true and fair view in conformity with the accounting principles generally accepted in India, of their consolidated state of affairs of the Company as at 31<sup>st</sup> March 2022, and the consolidated profit/loss, and its consolidated cash flows for the year ended and consolidated changes in the equity on that date.

### Basis for Opinion

We conducted our audit in accordance with the Standards on Auditing (SAs) specified under section 143(10) of the Companies Act, 2013. Our responsibilities under those Standards are further described in the *Auditor's Responsibilities for the Audit of the Consolidated Financial Statements* section of our report. We are independent of the Group in accordance with the *Code of Ethics* issued by Institute of Chartered Accountants of India, and we have fulfilled our other ethical responsibilities in accordance with these requirements and the Code of Ethics. We believe that the audit evidence we have obtained is sufficient and appropriate to provide a basis for our opinion.

### Key Audit Matters

Key audit matters are those matters that, in our professional judgement, were of most significance in our audit of the Consolidated Financial Statements of the current period. These matters were addressed in the context of our audit of the Consolidated Financial Statements as a whole, and in forming our opinion thereon, and we do not provide a separate opinion on these matters. We have determined the matters described below to be the key audit matters to be communicated in our report.

S. No.	Key Audit Matter	Auditor's Response
1	<p><b>Recognition and measurement of deferred taxes</b></p> <p>The recognition and measurement of deferred tax items requires determination of differences between the recognition and the measurement of assets, liabilities, income and expenses in accordance with the Income Tax Act and other applicable tax laws including application of ICDS and financial reporting in accordance with Ind AS.</p> <p>Assessment of Deferred Tax Assets is done by the management at the close of each financial year taking into account forecasts of future taxable results.</p> <p>We have considered the assessment of deferred tax liabilities and assets as a key matter due to the importance of management's estimation and judgment and the materiality of amounts.</p> <p><b>(Refer to Note No. 4.4.4, 4.4.5, 4.4.6 and 4.4.7 to the Consolidated Financial Statements)</b></p>	<p><b>Principal Audit Procedures</b></p> <p>The key matter was addressed by performing audit procedures which involved assessment of underlying process and evaluation of internal financial controls with respect to measurement of deferred tax and re-performance of calculations and assessment of the items leading to recognition of deferred tax in light of prevailing tax laws and applicable financial reporting standards.</p> <p>Furthermore we assessed the adequacy and appropriateness of the disclosures in the Consolidated Financial Statements.</p>

S. No.	Key Audit Matter	Auditor's Response
2	<p><b>Evaluation of uncertain Tax Position / Other Contingent Liabilities</b></p> <p>The Company has material uncertain tax position in respect of possible or actual taxation disputes, litigations, claims and other contingent liabilities. The provisions are estimated using a significant degree of management judgment in interpreting the various relevant rules, regulations and practices and in considering precedents in various legal forums.</p> <p><b>(Refer to Note No. 49.2.1 to 49.2.22 to the Separate Financial Statements)</b></p>	<p><b>Principal Audit Procedures</b></p> <p>The Audit addressed this Key Audit Matter by assessing the adequacy of tax provisions by reviewing the management's underlying assumptions in estimating the tax provisions and the possible outcome of the disputes.</p> <p>We reviewed the significant litigations and claims, and discussed with the Company's legal counsel, external advisors about their views regarding the likely outcome and magnitude of and exposure to relevant litigation and claims.</p> <p>We also reviewed to relevant judgements and the opinions given by the Company's advisers, which were relied on by the management for such claims.</p> <p>Furthermore we assessed the adequacy and appropriateness of the disclosures in the Separate Financial Statements.</p>
3	<p><b>Disputes and potential litigations</b></p> <p>The Competition Commission of India (CCI) vide its order dated 31<sup>st</sup> August 2016 had imposed a penalty of ₹ 258.63 Crores on the Company towards alleged cartelisation. The Company's appeal along with other cement companies had been dismissed by NCLAT vide its order dated 25<sup>th</sup> July 2018. Against the order, the Company appealed to the Hon'ble Supreme Court, which by its order dated 05<sup>th</sup> October 2018 admitted the appeal and directed to continue the interim order passed by NCLAT. Accordingly, the Company has re-deposited ₹ 25.86 Crores being 10% of the penalty. The Company, backed by legal opinion, believes that it has a good case and hence no provision is made. Management Judgement is involved in considering the probability of the claim being successful and we have accordingly designated this as a focus area of the audit.</p> <p><b>(Refer to Note No. 49.2.6 to the Separate Financial Statements)</b></p>	<p><b>Principal Audit Procedures</b></p> <p>In response to the risk of completeness of the disclosures and probability of claim being successful, we reviewed the legal advice obtained by the management from external legal advisor. We discussed the case with Management and reviewed the related documents. We also reviewed the stand taken by other companies in the cement industry who are all also involved in this issue. We reviewed the disclosures for completeness based on our audit procedures.</p>
4	<p><b>Existence and impairment of Trade Receivables</b></p> <p>Trade Receivables are significant to the Company's Financial Statements. The collectability of trade receivables is a key element of the Company's working capital management, which is managed on an ongoing basis by its management. Due to the nature of the Business and the requirements of customers, various contract terms are in place, there is a risk that the carrying values may not be reflective of their recoverable amounts as at the reporting date, which would require an impairment provision. Where there are indicators of impairment, the Company undertakes assessment of the recoverability of the amounts. Given the magnitude and inherent uncertainty involved in the judgement, involved in estimating impairment assessment of trade receivables, we have identified this as a key audit matter.</p> <p><b>(Refer to Note No. 18 to the Consolidated Financial Statements)</b></p>	<p><b>Principal Audit Procedures</b></p> <p>We performed audit procedures on the assessment of trade receivables, which included substantive testing of revenue transactions, obtaining trade receivable external confirmations and testing the subsequent payments received. Assessing the impact of impairment on trade receivables requires judgement and we evaluated management's assumptions in determining the provision for impairment of trade receivables, by analyzing the ageing of receivables, assessing significant overdue individual trade receivables and specific local risks, combined with the legal documentations, where applicable.</p> <p>We also reviewed the system of obtaining monthly confirmation from the customers, which are kept in electronic mode by the Company. We tested the timing of revenue and trade receivables recognition based on the terms agreed with the customers. We also reviewed, on a sample basis, terms of the contract with the customers, invoices raised, etc., as a part of our audit procedures.</p> <p>Furthermore we assessed the adequacy and appropriateness of the disclosures in the Consolidated Financial Statements.</p>

S. No. Key Audit Matter	Auditor's Response
<p data-bbox="170 238 836 297"><b>5 Evaluation of Carrying value of Non-Current Investments</b></p> <p data-bbox="224 308 836 1272">The Company has Non-Current Investments in unlisted associates and other companies, amounting to ₹ 25.74 Crores as at 31<sup>st</sup> March 2022 which is 8.66% of the total non-current investments of the Company. The Company's investments in associates are accounted using equity method less any impairment. These investments are assessed for impairment when an indicator of impairment exists. The management assess annually the existence of impairment indicators of each unlisted investment and assessed that there is no impairment in the value of such investment as on balance sheet date, except for reduction in the investments by virtue of share of loss in associates. The processes and methodologies for valuation and identification of impairment in the value of investments of unlisted companies requires application of significant judgment by the Company. The judgment has to be made with respect to the timing, quantity and estimation of future discounted cash flows of the unlisted entities. It involves significant estimates and judgment by the management because of the inherent uncertainty involved in forecasting the investee's future performance and discounting future cash flows. We consider the valuation and assessment of impairment in value of such investments to be significant to the audit, because of the materiality of the value of investments in the consolidated financial statements of the Company and estimates and judgments involved in assessing the various unobservable valuation inputs like estimating the future cash flows. Accordingly, the valuation and assessment of impairment value in such investments of unlisted entities is determined to be key audit matter in our audit of the Consolidated Financial Statements.</p> <p data-bbox="224 1281 836 1336"><b>(Refer to Note No. 12 and 13 to the Consolidated Financial Statements)</b></p>	<p data-bbox="873 238 1182 266"><b>Principal Audit Procedures</b></p> <p data-bbox="873 276 1502 372">We examined the policies and methodologies used by the management to estimate the carrying value of each investment.</p> <p data-bbox="873 383 1502 506">We evaluated the assessment techniques for the forecasted future cash flows and revenue estimates used by the management to assess the future prospect of the investee companies.</p> <p data-bbox="873 521 1502 617">We examined the report of the valuation experts obtained by the management for the valuation of the business to assess the investment value in unlisted companies.</p> <p data-bbox="873 627 1502 691">We reviewed and compared the estimates made by the management with the externally available industry data.</p>

### Information Other than the Consolidated Financial Statements and Auditors' Report Thereon

The Holding Company's management and board of directors are responsible for the other information. The other information comprises the information included in the Holding Company's annual report but does not include the Financial Statements and our auditor's report thereon.

Our opinion on the Consolidated Financial Statements does not cover the other information and we do not express any form of assurance conclusion thereon.

In connection with our audit of the Consolidated Financial Statements, our responsibility is to read the other information and, in doing so, consider whether the other information is materially inconsistent with the Consolidated Financial Statements or our knowledge obtained during the course of our audit or otherwise appears to be materially misstated.

If, based on the work we have performed, we conclude that there is a material misstatement of this other information, we

are required to report that fact. We have nothing to report in this regard.

### Responsibilities of Management and those charged with Governance for the Consolidated Financial Statements

The Holding Company's Management and Board of Directors are responsible for the preparation and presentation of these Consolidated Financial Statements in terms of the requirements of the Companies Act, 2013 that give a true and fair view of the consolidated state of affairs, consolidated profit/loss including other comprehensive income, consolidated statement of changes in equity and consolidated cash flows of the Group including its Associates in accordance with the accounting principles generally accepted in India, including the Accounting Standards specified under section 133 of the Act. The respective Board of Directors of the entities included in the Group and of its associates are responsible for maintenance of adequate accounting records in accordance with the provisions of the Act for safeguarding the assets of the each entity and for preventing

and detecting frauds and other irregularities; selection and application of appropriate accounting policies; making judgments and estimates that are reasonable and prudent; and the design, implementation and maintenance of adequate internal financial controls, that were operating effectively for ensuring accuracy and completeness of the accounting records, relevant to the preparation and presentation of the Consolidated Financial Statements that give a true and fair view and are free from material misstatement, whether due to fraud or error, which have been used for the purpose of preparation of the Consolidated Financial Statements by the Directors of the Holding Company, as aforesaid.

In preparing the Consolidated Financial Statements, the respective Management and Board of Directors of the entities included in the Group and of its associates are responsible for assessing the ability of each entity and of its associates to continue as a going concern, disclosing, as applicable, matters related to going concern and using the going concern basis of accounting unless management either intends to liquidate the entity or to cease operations, or has no realistic alternative but to do so.

The respective Board of Directors of the entities included in the Group and of its associates are responsible for overseeing the financial reporting process of each entity.

#### **Auditor's Responsibilities for the Audit of the Consolidated Financial Statements**

Our objectives are to obtain reasonable assurance about whether the Consolidated Financial Statements as a whole are free from material misstatement, whether due to fraud or error, and to issue an auditor's report that includes our opinion. Reasonable assurance is a high level of assurance, but is not a guarantee that an audit conducted in accordance with SAs will always detect a material misstatement when it exists. Misstatements can arise from fraud or error and are considered material if, individually or in the aggregate, they could reasonably be expected to influence the economic decisions of users taken on the basis of these Consolidated Financial Statements.

As part of an audit in accordance with SAs, we exercise professional judgment and maintain professional skepticism throughout the audit. We also:

- Identify and assess the risks of material misstatement of the Consolidated Financial Statements, whether due to fraud or error, design and perform audit procedures responsive to those risks, and obtain audit evidence that is sufficient and appropriate to provide a basis for our opinion. The risk of not detecting a material misstatement resulting from fraud is higher than for one resulting from error, as fraud may involve collusion, forgery, intentional omissions, misrepresentations, or the override of internal control.
- Obtain an understanding of internal financial controls relevant to the audit in order to design audit procedures that are appropriate in the circumstances. Under section 143(3)(i) of the Companies Act, 2013, we are also responsible for expressing our opinion on whether the Company has adequate internal financial controls with

reference to Consolidated Financial Statements in place and the operating effectiveness of such controls.

- Evaluate the appropriateness of accounting policies used and the reasonableness of accounting estimates and related disclosures made by management.
- Conclude on the appropriateness of management's use of the going concern basis of accounting in preparation of Consolidated Financial Statements and, based on the audit evidence obtained, whether a material uncertainty exists related to events or conditions that may cast significant doubt on the appropriateness of this assumptions. If we conclude that a material uncertainty exists, we are required to draw attention in our auditor's report to the related disclosures in the Consolidated Financial Statements or, if such disclosures are inadequate, to modify our opinion. Our conclusions are based on the audit evidence obtained up to the date of our auditor's report. However, future events or conditions may cause the Group (Holding Company and Subsidiaries) to cease to continue as a going concern.
- Evaluate the overall presentation, structure and content of the Consolidated Financial Statements, including the disclosures, and whether the Consolidated Financial Statements represent the underlying transactions and events in a manner that achieves fair presentation.
- Obtain sufficient appropriate audit evidence regarding the financial information of entities or business activities within the Group to express an opinion on the Consolidated Financial Statements. We are responsible for the direction, supervision and performance of the audit of financial information of such entities included in the Consolidated Financial Statements of which we are the independent auditors. For the other entities included in the Consolidated Financial Statements, which have been audited by other auditors such other auditors remain responsible for the direction, supervision and performance of the audit carried out by them. We remain solely responsible for our audit opinion.

Materiality is the magnitude of misstatements in the consolidated Financial Statements that, individually or in aggregate, makes it probable that the economic decisions of a reasonably knowledgeable user of the Consolidated Financial Statements may be influenced. We consider quantitative materiality and qualitative factors in (i) planning the scope of our audit work and in evaluating the results of our work; and (ii) to evaluate the effect of any identified misstatements in the Consolidated Financial Statements.

We communicate with those charged with governance of Company and such other entities included in the Consolidated Financial Statements of which we are independent auditors regarding, among other matters, the planned scope and timing of the audit and significant audit findings, including any significant deficiencies in internal control that we identify during our audit.

We also provide those charged with governance with a statement that we have complied with relevant ethical requirements regarding independence, and to communicate with them all

relationships and other matters that may reasonably be thought to bear on our independence, and where applicable, related safeguards.

From the matters communicated with those charged with governance, we determine those matters that were of most significance in the audit of the Consolidated Financial Statements of the current period and are therefore the key audit matters. We describe these matters in our auditor's report unless law or regulation precludes public disclosure about the matter or when, in extremely rare circumstances, we determine that a matter should not be communicated in our report because the adverse consequences of doing so would reasonably be expected to outweigh the public interest benefits of such communication.

### Other Matters

- (a) The Consolidated Financial Statements includes financial performance of a foreign branch which reflects total assets of ₹ 1.13 Crores, total revenue of ₹ 0.27 Crores and net cash inflow amounting to ₹ 0.10 Crores for the year ended on 31<sup>st</sup> March 2022, which was audited by independent auditors in accordance with the regulations of that country and whose report has been furnished to us and has been considered in the Consolidated Financial Statements solely based on such audited Financial Statements. The operations of the Foreign Branch in Sri Lanka are closed with effect from 27<sup>th</sup> July 2021 and the completion of winding up activities is in progress. The Management has assessed that, there is no material impact on the Financial Statements on account of the winding up of the branch. **(Refer to Note No. 66 to the Consolidated Financial Statements).**
- (b) The Consolidated Financial Statements include Financial Statements of Two subsidiaries which reflect the total assets of ₹ 65.30 Crores as at 31<sup>st</sup> March 2022, the total revenue of ₹ 53.88 Crores and net cash inflow of ₹ 0.48 Crores for the year ended 31<sup>st</sup> March 2022, which were audited by another independent auditors whose report has been furnished to us.
- (c) The audited Financial Statements as per Ind AS of Two associate companies included in the consolidated annual financial results year to date, whose Financial Statements reflect the Group's share of net profit after tax of ₹ 1.58 Crores for the year ended 31<sup>st</sup> March 2022. Out of this, one associate has been audited by both of us and one associate has been audited by other auditor whose reports have been furnished to us by the Management and our conclusion on the Statement, in so far as it relates to the amounts and disclosures included in respect of these associates is based solely on the reports of the other auditor.

We did not audit the Financial Statements of Three associate companies included in the consolidated financial results year to date, whose Consolidated Financial Statements reflect the Group's share of total net profit/(loss) after tax of ₹ (12.48) Crores for the year ended 31<sup>st</sup> March, 2022. These Financial Statements as per Ind AS and other financial information are un-audited and

have been furnished to us by the management, and our opinion is based solely on the financial results year to date, to the extent they have been derived from such un-audited Financial Statements.

Our opinion on the statement is not modified in respect of these matters.

Our opinion on the Consolidated Financial Statements, and our report on Other Legal and Regulatory Requirements below, is based on the Financial Statements/financial information certified by the Management.

### Report on Other Legal and Regulatory Requirements

As required by the Companies (Auditor's Report) Order, 2020 ("the Order"), issued by the Central Government of India in terms of sub-section (11) of section 143 of the Companies Act, 2013, we give in the **Annexure A**, a statement on the matters specified in paragraphs 3 and 4 of the Order, to the extent applicable.

As required by Section 143(3) of the Act, based on our audit, we report, to the extent applicable, that:

- (a) We have sought and obtained all the information and explanations which to the best of our knowledge and belief were necessary for the purposes of our audit of the aforesaid Consolidated Financial Statements.
- (b) In our opinion, proper books of account as required by law relating to preparation of the aforesaid Consolidated Financial Statements have been kept so far as it appears from our examination of those books and the reports of the other auditors.
- (c) The reports on the accounts of the branch offices of the Company audited under Section 143(8) of the Act by branch auditors have been sent to us and have been properly dealt with by us in preparing this report.
- (d) The Consolidated Balance Sheet, the Consolidated Statement of Profit and Loss (including Other Comprehensive Income), and the Consolidated Statement of Cash Flow dealt with by this Report are in agreement with the books of accounts maintained for the purpose of preparation of the Consolidated Financial Statements.
- (e) In our opinion, the aforesaid Consolidated Financial Statements comply with the Ind AS specified under Section 133 of the Act, read with Rule 7 of the Companies (Accounts) Rules, 2014.
- (f) On the basis of the written representations received from the directors of the Holding Company as on 31<sup>st</sup> March 2022 taken on record by the Board of Directors of the Holding Company and the report of the statutory auditors of its subsidiary companies incorporated in India, none of the Directors of the Group companies incorporated in India is disqualified as on 31<sup>st</sup> March 2022 from being appointed as a Director of that Company in terms of sub-section 2 of Section 164 of the Act.
- (g) With respect to the adequacy of the internal financial controls over financial reporting and the operating

effectiveness of such controls, refer to our separate report in “Annexure B”, which is based on the auditor’s reports of the Company and its subsidiary companies incorporated in India. Our report expresses an unmodified opinion on the adequacy and operating effectiveness of the internal financial control over financial reporting of those companies, for reason stated there in.

- (h) With respect to the other matters to be included in the Auditor’s Report in accordance with the requirements of section 197(16) of the Act, as amended:

In our opinion and best of our information and according to the explanations given to us, the remuneration paid to the directors during the current year by the Holding Company and its subsidiaries which are incorporated in India is in accordance with the provision of section 197(16) of the Act. The remuneration paid to any director by the Holding Company and its subsidiaries which are incorporated in India, is not in excess of limit laid down under section 197 of the Act. The Ministry of Corporate Affairs has not prescribed other details under section 197(16) which are required to be commented upon by us.

- (i) With respect to the other matters to be included in the Auditor’s Report in accordance with the requirements of Section 197(16) of the Act, as amended.

In our opinion and to the best of our information and according to the explanations given to us,

- i. The Consolidated Financial Statements disclose the impact of pending litigations on the consolidated financial position of the Group and its associates.
- ii. Provision has been made in the Consolidated Financial Statements, as required under the applicable law or Ind AS, for material foreseeable losses, if any, on long-term contracts including derivative contracts.
- iii. There has been no delay in transferring amounts, required to be transferred, to the Investor Education and Protection Fund by the Holding Company and its subsidiary companies and associate companies incorporated in India during the year ended 31<sup>st</sup> March 2022.
- iv. (a) The respective Management of the Holding Company and its subsidiaries incorporated in India whose Financial Statements/financial information have been audited under the Act

have represented to us that, to the best of their knowledge and belief, no funds have been advanced or loaned or invested (either from borrowed funds or share premium or any other sources or kind of funds) by the Company to or in any other persons or entities, including foreign entities (“Intermediaries”), with the understanding, whether recorded in writing or otherwise, that the Intermediary shall, directly or indirectly lend or invest in other persons or entities identified in any manner whatsoever (“Ultimate Beneficiaries”) by or on behalf of the Company or provide any guarantee, security or the like on behalf of the Ultimate Beneficiaries.

- (b) The respective Management of the Holding Company and its subsidiaries incorporated in India whose Financial Statements/financial information have been audited under the Act have represented to us that, to the best of their knowledge and belief, no funds have been received by the Company from any persons or entities, including foreign entities (“Funding Parties”), with the understanding, whether recorded in writing or otherwise, that the Company shall directly or indirectly, lend or invest in other persons or entities identified in any manner whatsoever (“Ultimate Beneficiaries”) by or on behalf of the Funding Parties or provide any guarantee, security or the like on behalf of the Ultimate Beneficiaries.

- (c) Based on the audit procedures performed that have been considered reasonable and appropriate in the circumstances, nothing has come to our notice that has caused us to believe that the representations under sub-clause (i) and (ii) of Rule 11(e), as provide under (a) and (b) above, contain any material mis-statement.

- v. The Holding Company has not paid any dividend during the year. As stated in Note No. 63 to the Consolidated Financial Statements, the Board of Directors of the Holding Company have proposed final dividend for the current year which is subject to the approval of the members at the ensuing Annual General Meeting. The dividend declared is in accordance with section 123 of the Act to the extent it applies to declaration of dividend.

For **SRSV & ASSOCIATES**  
Chartered Accountants  
Firm Registration No.: 015041S

**G. CHELLA KRISHNA**  
Partner  
Membership No.: 210474  
UDIN: 22210474AJKYKF1808

Place: Chennai  
Date: 23<sup>rd</sup> May 2022

For **RAMAKRISHNA RAJA AND CO**  
Chartered Accountants  
Firm Registration No.: 005333S

**M. VIJAYAN**  
Partner  
Membership No.: 026972  
UDIN: 22026972AJKTJT8216



## “Annexure A” to the Independent Auditor’s Report

(Referred to in paragraph 1 under ‘Report on Other Legal and Regulatory Requirements’ section of our report of even date)

With reference to the Annexure A referred to in the Independent Auditors’ Report to the members of the Holding Company on the Consolidated Financial Statements for the year ended 31<sup>st</sup> March 2022, we report the following:

(xxi) The Companies (Auditor’s Report) Order (CARO) report of the Holding Company did not include any unfavorable answers or qualifications or adverse remarks. According to the information and explanations given to us, in respect of the following subsidiary and associate companies incorporated in India and included in the Consolidated Financial Statements, we give below details:

Sl. No.	Name of the Company	Nature of relationship	Qualifications or Adverse Remarks by the Auditors	Clause Number of the CARO report which is qualified or adverse
1	Ramco Windfarms Limited	Subsidiary	There are no qualifications/adverse remarks by the Auditors.	
2	Ramco Industrial and Technology Services Limited	Subsidiary	There are no qualifications/adverse remarks by the Auditors.	
3	Ramco Industries Limited	Associate	There are no qualifications/adverse remarks by the Auditors.	
4	Ramco Systems Limited	Associate	There are no qualifications/adverse remarks by the Auditors.	
5	Rajapalayam Mills Limited	Associate	CARO report has not been issued by the Auditors for 31 <sup>st</sup> March 2022.	
6	Madurai Trans Carrier Limited	Associate	CARO report has not been issued by the Auditors for 31 <sup>st</sup> March 2022.	
7	Lynks Logistics Limited	Associate	CARO report has not been issued by the Auditors for 31 <sup>st</sup> March 2022.	

For **SRSV & ASSOCIATES**  
Chartered Accountants  
Firm Registration No.: 015041S

For **RAMAKRISHNA RAJA AND CO**  
Chartered Accountants  
Firm Registration No.: 005333S

**G. CHELLA KRISHNA**  
Partner  
Membership No.: 210474  
UDIN: 22210474AJKYKF1808

**M. VIJAYAN**  
Partner  
Membership No.: 026972  
UDIN: 22026972AJKTJT8216

Place: Chennai  
Date: 23<sup>rd</sup> May 2022

## “Annexure B” to the Independent Auditor’s Report

(Referred to in Paragraph (g) of Report on Other Legal and Regulatory Requirements of our Report of even date)

### Report on the Internal Financial Controls under Clause (i) of Sub-section 3 of Section 143 of the Companies Act, 2013 (“the Act”)

In conjunction with our audit of the Consolidated Financial Statements of The Ramco Cements Limited (The Holding Company) as of and for the year ended 31<sup>st</sup> March 2022, we have audited the internal financial controls over financial reporting of the Holding Company and its subsidiary companies which are companies incorporated in India, as of that date.

### Management’s Responsibility for Internal Financial Controls

The Respective Board of Directors of the Holding Company and its subsidiary companies which are companies incorporated in India, are responsible for establishing and maintaining internal financial controls based on the internal control over financial reporting criteria established by the Company considering the essential components of internal control stated in the Guidance Note on Audit of Internal Financial Controls over Financial Reporting (“Guidance Note”) issued by the Institute of Chartered Accountants of India (“ICAI”). These responsibilities include the design, implementation and maintenance of adequate internal financial controls that were operating effectively for ensuring the orderly and efficient conduct of its business, including adherence to Company’s policies, the safeguarding of its assets, the prevention and detection of frauds and errors, the accuracy and completeness of the accounting records, and the timely preparation of reliable financial information, as required under the Act.

### Auditors’ Responsibility

Our responsibility is to express an opinion on the internal financial controls over financial reporting with reference to Financial Statements of the Holding Company and its subsidiaries which are incorporated in India, based on our audit. We conducted our audit in accordance with the Guidance Note, issued by ICAI and the Standards on Auditing, issued by ICAI and deemed to be prescribed under section 143(10) of the Act, to the extent applicable to an audit of internal financial controls, both applicable to an audit of Internal Controls and, both issued by the ICAI. Those Standards and the Guidance Note require that we comply with ethical requirements and plan

and perform the audit to obtain reasonable assurance about whether adequate internal financial controls over financial reporting was established and maintained and if such controls operated effectively in all material respects.

Our audit involves performing procedures to obtain audit evidence about the adequacy of the internal financial controls system over financial reporting and their operating effectiveness. Our audit of internal financial controls over financial reporting included obtaining an understanding of internal financial controls over financial reporting, assessing the risk that a material weakness exists, and testing and evaluating the design and operating effectiveness of internal control based on the assessed risk. The procedures selected depend on the auditor’s judgment, including the assessment of the risks of material misstatement of the Financial Statements, whether due to fraud or error. We believe that the audit evidence we have obtained and the audit evidence obtained by the other auditors in terms of their reports and the information and explanation provided by the management is sufficient and appropriate to provide a basis for our audit opinion on the Company’s internal financial controls system over financial reporting.

### Meaning of Internal Financial Controls Over Financial Reporting

A Company’s internal financial control over financial reporting is a process designed to provide reasonable assurance regarding the reliability of financial reporting and the preparation of Financial Statements for external purposes in accordance with generally accepted accounting principles. A Company’s internal financial control over financial reporting includes those policies and procedures that (1) pertain to the maintenance of records that, in reasonable detail, accurately and fairly reflect the transactions and dispositions of the assets of the Company; (2) provide reasonable assurance that transactions are recorded as necessary to permit preparation of Financial Statements in accordance with generally accepted accounting principles, and that receipts and expenditures of the Company are being made only in accordance with authorisations of management and directors of the Company; and (3) provide reasonable assurance regarding prevention or timely detection of unauthorised acquisition, use, or disposition of the Company’s assets that could have a material effect on the Financial Statements.

### **Inherent Limitations of Internal Financial Controls Over Financial Reporting**

Because of the inherent limitations of internal financial controls over financial reporting, including the possibility of collusion or improper management override of controls, material misstatements due to error or fraud may occur and not be detected. Also, projections of any evaluation of the internal financial controls over financial reporting to future periods are subject to the risk that the internal financial control over financial reporting may become inadequate because of changes in conditions, or that the degree of compliance with the policies or procedures may deteriorate.

For **SRSV & ASSOCIATES**

Chartered Accountants

Firm Registration No.: 015041S

**G. CHELLA KRISHNA**

Partner

Membership No.: 210474

UDIN: 22210474AJKYKF1808

Place: Chennai

Date: 23<sup>rd</sup> May 2022

### **Opinion**

In our opinion, based on the test checks conducted by us, the Holding Company and its subsidiary companies which are companies incorporated in India, have, in all material respects, reasonably adequate internal financial controls system over financial reporting and such internal financial controls over financial reporting were prima facie operating effectively as at 31<sup>st</sup> March 2022, based on the internal control over financial reporting criteria established by the respective Companies considering the essential components of internal control stated in the Guidance Note on Audit of Internal Financial Controls Over Financial Reporting issued by the Institute of Chartered Accountants of India.

For **RAMAKRISHNA RAJA AND CO**

Chartered Accountants

Firm Registration No.: 005333S

**M. VIJAYAN**

Partner

Membership No.: 026972

UDIN: 22026972AJKTJT8216

# Consolidated Balance Sheet

As at 31<sup>st</sup> March 2022

₹ in Crores

Particulars	Note No.	31-03-2022	31-03-2021
<b>ASSETS</b>			
<b>Non-Current Assets</b>			
Property, Plant and Equipment	7	7,575.46	6,776.12
Capital Work in Progress	8	2,992.15	2,325.46
Investment Property	9	130.37	144.97
Intangible Assets	10	66.95	57.25
Intangible Assets under Development	11	41.86	29.73
Investments in Associates	12	269.29	279.09
Financial Assets			
<i>Other Investments</i>	13	27.80	27.88
<i>Loans</i>	14	66.22	43.13
<i>Other Financial Assets</i>	15	29.05	21.36
Deferred Tax Assets, net	30	1.05	0.35
Other Non-Current Assets	16	250.96	290.67
		<b>11,451.16</b>	<b>9,996.01</b>
<b>Current Assets</b>			
Inventories	17	834.47	599.34
Financial Assets			
<i>Trade Receivables</i>	18	350.71	375.92
<i>Cash and Cash Equivalents</i>	19	146.18	108.11
<i>Bank Balances other than Cash and Cash Equivalents</i>	20	32.30	35.72
<i>Loans</i>	21	13.62	14.57
<i>Other Financial Assets</i>	22	158.19	149.37
Current Tax Assets, net	23	0.74	1.13
Other Current Assets	24	171.16	174.75
		<b>1,707.37</b>	<b>1,458.91</b>
<b>Total Assets</b>		<b>13,158.53</b>	<b>11,454.92</b>
<b>EQUITY &amp; LIABILITIES</b>			
<b>Equity</b>			
Equity Share Capital	25	23.63	23.59
Other Equity	26	6,594.96	5,708.11
<b>Equity attributable to the Equity shareholders</b>		<b>6,618.59</b>	<b>5,731.70</b>
Non-controlling Interests	26a	6.77	6.31
		<b>6,625.36</b>	<b>5,738.01</b>
<b>Non Current Liabilities</b>			
Financial Liabilities			
<i>Borrowings</i>	27	2,857.29	2,162.62
<i>Lease Liabilities</i>	28	19.58	7.95
Provisions	29	41.25	32.06
Deferred Tax Liabilities, net	30	822.29	1,083.46
Deferred Government Grants	31	10.07	11.45
		<b>3,750.48</b>	<b>3,297.54</b>
<b>Current Liabilities</b>			
Financial Liabilities			
<i>Borrowings</i>	32	1,072.66	939.10
<i>Lease Liabilities</i>	33	0.14	0.11
<i>Trade Payables</i>	34		
- <i>Total outstanding dues of micro enterprises and small enterprises</i>		13.06	4.15
- <i>Total outstanding dues of creditors other than micro enterprises and small enterprises</i>		477.68	360.37
<i>Other Financial Liabilities</i>	35	897.35	890.92
Other Current Liabilities	36	272.66	190.92
Provisions	37	37.57	32.41
Deferred Government Grants	38	1.38	1.38
Current Tax Liabilities, net	39	10.19	0.01
		<b>2,782.69</b>	<b>2,419.37</b>
<b>Total Equity and Liabilities</b>		<b>13,158.53</b>	<b>11,454.92</b>
<i>Significant Accounting Policies, Judgments and Estimates</i>	1 - 6		
<i>See accompanying notes to the Financial Statements</i>	7 - 66		

As per our report annexed

For **SRSV & ASSOCIATES**  
Chartered Accountants  
Firm Registration Number: 015041S

For **RAMAKRISHNA RAJA AND CO**  
Chartered Accountants  
Firm Registration Number: 005333S

**P.R. VENKETRAMA RAJA**  
Chairman and Managing Director

**S. VAITHIYANATHAN**  
Chief Financial Officer

**G. CHELLA KRISHNA**  
Partner  
Membership No. 210474

**M. VIJAYAN**  
Partner  
Membership No. 026972

**A.V. DHARMAKRISHNAN**  
Chief Executive Officer

**K.SELVANAYAGAM**  
Secretary

Chennai  
23-05-2022

# Consolidated Statement of Profit and Loss

For the year ended 31<sup>st</sup> March 2022

₹ in Crores

Particulars	Note No.	31-03-2022	31-03-2021
<b>INCOME</b>			
Revenue from operations	40	6,003.69	5,291.00
Other Income	41	28.00	30.37
<b>Total Income</b>		<b>6,031.69</b>	<b>5,321.37</b>
<b>EXPENSES</b>			
Cost of Materials Consumed	42	896.80	818.84
Changes in Inventories of Finished Goods and Work-in-progress	43	(6.41)	46.52
Employee Benefits Expense	44	435.16	418.75
Finance Costs	45	112.40	87.62
Depreciation and Amortization Expense	46	402.23	356.56
Transportation and Handling Expenses		1,214.28	1,025.95
Power and Fuel		1,388.76	794.67
Other Expenses	47	798.36	637.83
		<b>5,241.58</b>	<b>4,186.74</b>
Less: Captive Consumption of finished goods		13.33	8.87
<b>Total Expenses</b>		<b>5,228.25</b>	<b>4,177.87</b>
<b>Profit Before Tax</b>		<b>803.44</b>	<b>1,143.50</b>
<b>Tax Expenses</b>			
Current Tax	30	166.01	246.22
Current Tax adjustments of earlier years		6.67	(1.61)
<b>Net Current tax expenses</b>		<b>172.68</b>	<b>244.61</b>
Deferred Tax		41.56	117.12
MAT Credit (Recognition) / Reversal		4.24	(0.59)
Deferred tax adjustments of earlier years		(307.89)	18.78
<b>Net Deferred tax expenses</b>		<b>(262.09)</b>	<b>135.31</b>
<b>Total Tax Expenses</b>		<b>(89.41)</b>	<b>379.92</b>
<b>Profit for the year before share of profit of Associates</b>		<b>892.85</b>	<b>763.58</b>
Add: Share of Profit/(Loss) of Associates		(10.90)	20.75
<b>PROFIT FOR THE YEAR</b>	<b>A</b>	<b>881.95</b>	<b>784.33</b>
<b>Profit for the year attributable to:</b>			
Equity Shareholders of the Parent		881.48	783.64
Non-Controlling Interest		0.47	0.69
		<b>881.95</b>	<b>784.33</b>
<b>OTHER COMPREHENSIVE INCOME</b>			
<b>Items that will not be reclassified to Profit or Loss</b>			
Remeasurement losses on defined benefit obligations, net	44	(3.48)	(8.04)
Tax credit on above	30	0.88	2.77
Fair value gain / (loss) on Equity Instruments through OCI	13	(0.20)	2.04
Share of OCI of Associates (net of tax)		0.19	(0.37)
<b>TOTAL OTHER COMPREHENSIVE INCOME FOR THE YEAR</b>	<b>B</b>	<b>(2.61)</b>	<b>(3.60)</b>
<b>Other Comprehensive Income for the year attributable to:</b>			
Equity shareholders of the parent		(2.60)	(3.58)
Non-controlling Interest		(0.01)	(0.02)
<b>TOTAL OTHER COMPREHENSIVE INCOME</b>		<b>(2.61)</b>	<b>(3.60)</b>
<b>TOTAL COMPREHENSIVE INCOME</b>	<b>(A) + (B)</b>	<b>879.34</b>	<b>780.73</b>
<b>Total Comprehensive Income for the year attributable to:</b>			
Equity shareholders of the parent		878.88	780.06
Non-controlling Interest		0.46	0.67
<b>TOTAL COMPREHENSIVE INCOME FOR THE YEAR</b>		<b>879.34</b>	<b>780.73</b>
<b>Earnings per equity share of face value of ₹ 1 each</b>			
Basic EPS in ₹	55	39	34
Diluted EPS in ₹		39	34
Significant Accounting Policies, Judgments and Estimates	1 - 6		
See accompanying notes to the Financial Statements	7 - 66		

As per our report annexed

For **SRSV & ASSOCIATES**

Chartered Accountants

Firm Registration Number: 015041S

**G. CHELLA KRISHNA**

Partner

Membership No. 210474

Chennai

23-05-2022

For **RAMAKRISHNA RAJA AND CO**

Chartered Accountants

Firm Registration Number: 005333S

**M. VIJAYAN**

Partner

Membership No. 026972

**P.R. VENKETRAMA RAJA**

Chairman and Managing Director

**A.V. DHARMAKRISHNAN**

Chief Executive Officer

**S. VAITHIYANATHAN**

Chief Financial Officer

**K.SELVANAYAGAM**

Secretary

# Consolidated Statement of Changes in Equity

For the year ended 31<sup>st</sup> March 2022

## A. Equity Share Capital [Refer Note No.25]

	₹ in Crores
<b>Balance as at 01-04-2020</b>	<b>23.56</b>
Changes in Equity Share Capital during the year 2020-21	0.03
<b>Balance as at 31-03-2021</b>	<b>23.59</b>
Changes in Equity Share Capital during the year 2021-22	0.04
<b>Balance as at 31-03-2022</b>	<b>23.63</b>

## B. Other Equity [Refer Note No.26 & 26a]

Particulars	Reserves and Surplus					Items of OCI			Total Other Equity				
	Share Application Money Pending Allotment	Capital Redemption Reserve	Securities Premium Account	Employee Stock Options Reserve	Capital Reserve on Consolidation	General Reserve	Retained Earnings	FVTOCI Equity Instruments		Remeasurement of Defined Benefit Obligations	Share of OCI of Associates	Total	Non-Controlling Interests
<b>Other Equity as at 01-04-2020</b>	-	1.63	-	21.52	52.99	4,668.93	224.24	3.11	-	5.37	4,977.79	5.64	4,983.43
Add: Profit for the year	-	-	-	-	-	-	783.64	-	-	-	783.64	0.69	784.33
Add: Other Comprehensive Income	-	-	-	-	-	-	-	2.04	(5.27)	(0.35)	(3.58)	(0.02)	(3.60)
<b>Total Comprehensive Income</b>	-	-	-	-	-	-	783.64	2.04	(5.27)	(0.35)	780.06	0.67	780.73
Add: Proceeds from issue of equity shares pursuant to exercise of stock options	1.59	-	-	-	-	-	-	-	-	-	1.59	-	1.59
Less: Allotment of equity shares pursuant to exercise of stock options	1.56	-	-	20.68	-	-	-	-	-	-	22.24	-	22.24
[Exercise Price - Face Value]	0.03	-	-	-	-	-	-	-	-	-	0.03	-	0.03
Less: Allotment of equity shares pursuant to exercise of stock options [Face Value]	-	-	22.24	-	-	-	-	-	-	-	22.24	-	22.24
Add: Amount credited pursuant to exercise of stock options upon allotment of equity shares	-	-	-	-	-	-	-	-	-	-	-	-	-
Add: Reserve created for ESOP granted during the year	-	-	-	19.54	-	-	-	-	-	-	19.54	-	19.54
Less: Transfer to Retained Earnings	-	-	-	-	-	-	-	-	(5.27)	-	(5.27)	-	(5.27)
Less: Transfer to General Reserve	-	-	-	-	-	-	685.07	-	-	-	685.07	-	685.07
Add: Transfer from Retained Earnings	-	-	-	-	-	685.07	-	-	-	-	685.07	-	685.07
Add: Transfer from OCI	-	-	-	-	-	-	(5.27)	-	-	-	(5.27)	-	(5.27)
Less: Dividend (including TDS on Dividends)	-	-	-	-	-	-	70.84	-	-	-	70.84	-	70.84
<b>Other Equity as at 31-03-2021</b>	-	1.63	22.24	20.38	52.99	5,354.00	246.70	5.15	-	5.02	5,708.11	6.31	5,714.42

# Consolidated Statement of Changes in Equity

For the year ended 31<sup>st</sup> March 2022

₹ in Crores

Particulars	Reserves and Surplus				Items of OCI			Total	Non-Controlling Interests	Total Other Equity			
	Share Application Money Pending Allotment	Capital Redemption Reserve	Securities Premium Account	Employee Stock Options Reserve	Capital Reserve on Consolidation	General Reserve	Retained Earnings				FVTOC Equity Instruments	Remeasurement of Defined Benefit Obligations	Share of OCI of Associates
<b>Other Equity as at 31-03-2021</b>	-	1.63	22.24	20.38	52.99	5,354.00	246.70	5.15	-	5.02	5,708.11	6.31	5,714.42
Add: Profit for the year	-	-	-	-	-	-	881.48	-	-	-	881.48	0.47	881.95
Add: Other Comprehensive Income for the year	-	-	-	-	-	-	-	(0.20)	(2.60)	0.20	(2.60)	(0.01)	(2.61)
<b>Total Comprehensive Income</b>	-	-	-	-	-	-	881.48	(0.20)	(2.60)	0.20	878.88	0.46	879.34
Add: Proceeds from issue of equity shares pursuant to exercise of stock options	2.29	-	-	-	-	-	-	-	-	-	2.29	-	2.29
Less: Allotment of equity shares pursuant to exercise of stock options [Exercise price - Face value]	2.25	-	-	26.10	-	-	-	-	-	-	28.35	-	28.35
Less: Allotment of equity shares pursuant to exercise of stock options [Face value]	0.04	-	-	-	-	-	-	-	-	-	0.04	-	0.04
Add: Amount credited pursuant to exercise of stock options upon allotment of equity shares	-	-	28.35	-	-	-	-	-	-	-	28.35	-	28.35
Add: Reserve created for ESOP granted during the year	-	-	-	5.72	-	-	-	-	-	-	5.72	-	5.72
Less: Transfer to Retained Earnings	-	-	-	-	-	-	-	-	(2.60)	-	(2.60)	-	(2.60)
Less: Transfer to General Reserve	-	-	-	-	8.27	-	890.25	-	-	-	898.52	-	898.52
Add: Transfer from Retained Earnings / Capital Reserve	-	-	-	-	-	898.52	-	-	-	-	898.52	-	898.52
Add: Transfer from OCI	-	-	-	-	-	-	(2.60)	-	-	-	(2.60)	-	(2.60)
<b>Other Equity as at 31-03-2022</b>	-	1.63	50.59	-	44.72	6,252.52	235.33	4.95	-	5.22	6,594.96	6.77	6,601.73

As per our report annexed

**For SRSV & ASSOCIATES**  
Chartered Accountants  
Firm Registration Number: 015041S

**G. CHELLA KRISHNA**  
Partner  
Membership No. 210474  
Chennai  
23-05-2022

**For RAMAKRISHNA RAJA AND CO**  
Chartered Accountants  
Firm Registration Number: 0053333S

**M. VIJAYAN**  
Partner  
Membership No. 026972

**P.R. VENKETRAMA RAJA**  
Chairman and Managing Director

**A.V. DHARMAKRISHNAN**  
Chief Executive Officer

**S. VAITHIYANATHAN**  
Chief Financial Officer

**K.SELVANAYAGAM**  
Secretary

# Consolidated Statement of Cash Flows

For the year ended 31<sup>st</sup> March 2022

₹ in Crores

Particulars	31-03-2022	31-03-2021
<b>Cash Flow from Operating Activities</b>		
<b>Profit Before Tax</b>	803.44	1,143.50
<i>Adjustments to reconcile profit before tax to net cash flows:</i>		
Depreciation & Amortization	402.23	356.56
Loss / (Profit) on derecognition of Property, Plant & Equipment and Investment Property, net	0.21	(0.09)
Impairment allowance for trade receivables	-	0.31
Bad Debts written off	-	2.27
Interest Income	(11.32)	(9.17)
Dividend Income	(0.10)	(0.07)
Grant Income	(1.38)	(1.38)
Employee Stock Options expense	5.72	19.54
Cash flow arising out of Actuarial loss on defined benefit obligations	(3.48)	(8.04)
Fair value gain on Mutual funds	(0.07)	(0.21)
Lease Rental Receipts	(9.71)	(9.90)
Finance costs	112.40	87.62
Provisions / Other non-cash adjustments	11.93	13.39
<b>Operating Profit before Working Capital changes</b>	<b>1,309.87</b>	<b>1,594.33</b>
<i>Movements in Working capital:</i>		
Inventories	(235.13)	47.54
Trade receivables and other assets	6.92	129.97
Trade payables and other liabilities	211.95	329.26
<b>Cash generated from Operations</b>	<b>1,293.61</b>	<b>2,101.10</b>
Direct Taxes paid	(158.72)	(208.74)
<b>Net Cash generated from Operating Activities</b>	<b>A</b>	<b>1,134.89</b>
<b>Cash Flow from Investing Activities</b>		
Purchase of Property, Plant & Equipment, Intangible Asset & Investment Properties (Including movements in CWIP, Capital Advances and payable for capital goods)	(1,816.58)	(1,767.01)
Proceeds from sale / derecognition of Property, Plant & Equipment and Investment Properties	6.02	1.08
Interest received	7.69	6.60
Dividend received	0.06	1.38
Loans given to Associates	(22.15)	(21.04)
Investment in Equity Shares of Associates	(0.43)	(9.95)
Lease Rental Receipts	9.71	9.90
<b>Net Cash used in Investing Activities</b>	<b>B</b>	<b>(1,815.68)</b>
<b>Cash Flow from Financing Activities</b>		
Proceeds from issue of equity shares, pursuant to exercise of stock options	2.29	1.59
Proceeds from Long Term Borrowings	1,583.30	1,111.65
Repayment of Long Term Borrowings	(940.32)	(558.36)
Proceeds from / (Repayment) of Short Term Borrowings, net	182.74	(477.94)
Payment of principal portion of lease liabilities	(0.11)	(0.10)
Payment of Dividend including TDS on dividends	-	(70.84)
Interest paid including interest on lease liabilities	(112.46)	(69.64)
<b>Net Cash generated from / (used in) Financing Activities</b>	<b>C</b>	<b>715.44</b>
<b>Net Increase in Cash and Cash equivalents</b>	<b>D = (A+B+C)</b>	<b>49.68</b>
<b>Opening balance of Cash and Cash equivalents</b>	<b>E</b>	<b>143.83</b>
<b>Closing balance of Cash and Cash equivalents</b>	<b>D + E</b>	<b>143.83</b>



# Consolidated Statement of Cash Flows

For the year ended 31<sup>st</sup> March 2022

## Notes

(i) The above Statement of Cash Flows has been prepared under the 'Indirect Method' as set out in the Ind AS 7 on Statement of Cash Flows.

(ii) For the purpose of Statement of Cash Flows, Cash and Cash Equivalents comprise of the following: ₹ in Crores

Particulars	31-03-2022	31-03-2021
Cash and cash equivalents [Refer Note No.19]	146.18	108.11
Bank Balances other than cash and cash equivalents [Refer Note No.20]	32.30	35.72
<b>Cash and Bank Balances for Statement of Cash Flows</b>	<b>178.48</b>	<b>143.83</b>

(iii) Reconciliation of changes in liabilities arising from Financing Activities pertaining to Borrowings: ₹ in Crores

Particulars	31-03-2022	31-03-2021
Balance at the beginning of the year		
Long Term Borrowings	2,162.62	1,832.34
Short Term Borrowings	939.10	1,191.75
Long Term Lease Liabilities	7.95	8.06
Short Term Lease Liabilities	0.11	0.10
Interest accrued	23.75	10.77
<b>Sub-total Balance at the beginning of the year</b>	<b>3,133.53</b>	<b>3,043.02</b>
Cash flows during the year		
Proceeds from Long Term Borrowings	1,583.30	1,111.65
Repayment of Long Term Borrowings	(940.32)	(558.36)
Proceeds from / (Repayment) of Short Term Borrowings, net	182.74	(477.94)
Payment of principal portion of lease liabilities	(0.11)	(0.10)
Interest paid including interest on lease liabilities	(112.46)	(69.64)
<b>Sub-total Cash flows during the year</b>	<b>713.15</b>	<b>5.61</b>
Non-cash changes		
Interest accrual for the year	112.40	87.62
Unwinding of discounts on provisions	(3.51)	(2.72)
Initial recognition of lease liability for Right-of-use asset	11.61	-
<b>Sub-total Non-cash changes during the year</b>	<b>120.50</b>	<b>84.90</b>
Balance at the end of the year		
Long Term Borrowings	2,857.29	2,162.62
Short Term Borrowings	1,072.66	939.10
Long Term Lease Liabilities	19.58	7.95
Short Term Lease Liabilities	0.14	0.11
Interest accrued	17.51	23.75
<b>Balance at the end of the year</b>	<b>3,967.18</b>	<b>3,133.53</b>

See accompanying notes to the Financial Statements

7 - 66

As per our report annexed

**For SRSV & ASSOCIATES**  
Chartered Accountants  
Firm Registration Number: 015041S

**G. CHELLA KRISHNA**  
Partner  
Membership No. 210474

Chennai  
23-05-2022

**For RAMAKRISHNA RAJA AND CO**  
Chartered Accountants  
Firm Registration Number: 005333S

**M. VIJAYAN**  
Partner  
Membership No. 026972

**P.R. VENKETRAMA RAJA**  
Chairman and Managing Director

**A.V. DHARMAKRISHNAN**  
Chief Executive Officer

**S. VAITHIYANATHAN**  
Chief Financial Officer

**K.SELVANAYAGAM**  
Secretary

# Notes to the Consolidated Financial Statements

For the year ended 31<sup>st</sup> March 2022

## 1. Corporate Information

The Ramco Cements Limited (the “Parent”) is a Public Limited Company domiciled and headquartered in India and incorporated under the provisions of the Companies Act, 1956. The Registered office of the Company is located at “Ramamandiram”, Rajapalayam - 626 117, Tamilnadu. The Company’s shares are listed in BSE Limited and National Stock Exchange of India Limited.

The Company is engaged in manufacture of Cement, Ready Mix Concrete and Dry Mortar products. The Company caters mainly to the domestic markets. The Company also sells cement in Srilanka through direct exports and Maldives through merchant exports. The Company is also engaged in sale of surplus electricity generated from its windmills after meeting its captive requirements.

The Consolidated Financial Statements (CFS) for the year were approved and adopted by Board of Directors of the Company in their meeting dated 23-05-2022.

## 2. Statement of Ind AS Compliance

The CFS are prepared in accordance with Indian Accounting Standards (Ind AS) notified under section 133 of the Companies Act, 2013 read with Companies (Indian Accounting Standards) Rules 2015, as amended from time to time, and presentation requirements of Division II of Ind AS compliant Schedule III to the Companies Act, 2013.

## 3. Basis of Preparation of Consolidated Financial Statements

- 3.1 The significant accounting policies used in preparing the Financial Statements are set out in Note No.4
- 3.2 Pursuant to General Circular No.39/2014 dated 14-10-2014 issued by Ministry of Corporate Affairs that the disclosures made already under the Separate Financial Statements are not repeated and thus the disclosures that are relevant arising out of consolidation have only been presented.
- 3.3 The CFS comprises the Financial Statements of The Ramco Cements Limited, its Subsidiaries hereinafter collectively referred as ‘Group’ and its Associates. The list of companies which are included in consolidation and the Parent’s holding and voting rights therein are as under:

Name of the Subsidiary	% of ownership interest	
	31-03-2022	31-03-2021
Ramco Windfarms Limited	71.50%	71.50%
Ramco Industrial and Technology Services Limited	94.11%	94.11%

The following companies are considered as Associates based on existence of significant influence over such companies:

Name of the Associates	Company	% of direct holding by Group	
		31-03-2022	31-03-2021
Ramco Industries Limited	Listed	15.53%	15.53%
Ramco Systems Limited	Listed	19.43%	19.49%
Rajapalayam Mills Limited	Listed	0.39%	0.35%
Madurai Trans Carrier Limited	Unlisted	29.86%	29.86%
Lynks Logistics Limited	Unlisted	38.52%	41.79%

The above companies are incorporated in India and Financial Statements of the respective companies are drawn up to the same reporting date as that of the Parent (i.e.) 31-03-2022.

- 3.4 The Group has considered its operating cycle to be 12 months for the purpose of Current and Non-current classification of assets and liabilities.
- 3.5 An asset is classified as current when it is expected to be realised or intended to be sold or consumed in the normal operating cycle, or held primarily for the purpose of trading or expected to be realised within 12 months after the reporting period, or cash or cash equivalents unless restricted from being exchanged or used to settle a liability 12 months after the reporting period. All other assets are classified as non-current.
- 3.6 A liability is classified as current when it is expected to be settled in normal operating cycle, or held primarily for the purpose of trading or due for settlement within 12 months after the reporting period, or there is no unconditional right to defer the settlement of the liability for at least 12 months after the reporting period. All

# Notes to the Consolidated Financial Statements

For the year ended 31<sup>st</sup> March 2022

other liabilities are classified as non-current. Deferred tax assets and liabilities are classified as non-current assets and liabilities.

3.7 The CFS are presented in Indian Rupees rounded to the nearest Crores with two decimals. The amount below the round off norm adopted by the Group is denoted as ₹ 0.00 Crores.

3.8 Previous year figures have been regrouped / restated, wherever necessary and appropriate.

## **Principles of Consolidation**

3.9 The Financial Statements of the Parent and its subsidiaries have been consolidated on a line-by-line basis by adding together the book value of like items of assets, liabilities, income and expenses, after elimination of intra-group balances and intra-group transactions resulting in unrealized profit / loss.

3.10 The CFS has been prepared using uniform accounting policies for like transactions and other events in similar circumstances and is presented, to the extent possible, in the same manner as the Parent's Separate Financial Statements.

3.11 Non-controlling interest in the net assets of subsidiaries is identified and presented in the Consolidated Balance Sheet separately from liabilities and equity of the Parent's shareholders. Non-controlling interest in the net assets of subsidiary consists of:

- (a) The amount of subscribed equity share capital attributable to non-controlling interest during the year.
- (b) The movement of non-controlling interest in equity since the date the parent-subsidiary relationship came into existence.

3.12 The CFS includes the share of profit/loss of the associate companies that are accounted for using equity method in accordance with Ind AS 28. Accordingly, the share of profit/loss of the associates (the loss being restricted to the cost of investment) has been added/deducted from the cost of investment. The most recent available Financial Statements of the associates are used in applying the equity method.

3.13 Under equity method of accounting, the investments are initially recognized at the fair value of net asset of Associates from the date on which it becomes an

associate and any difference between the cost of the investment and the Parent's share of the net fair value of the investee's identifiable assets and liabilities is accounted for as follows:

- (a) Goodwill relating to an associate is included in the carrying amount of the investment and the same is not amortised.
- (b) Any excess of the entity's share of the net fair value of the investee's identifiable assets and liabilities over the cost of the investment is recognised directly in equity as capital reserve in the period in which the investment is acquired.

Subsequently, the carrying amount of investment is adjusted to recognize the share of post-acquisition profits or losses of its Associates in the Parent's Statement of Profit & Loss.

3.14 Dividend received or receivable from Associates are recognized as a reduction in the carrying amount of the Investment.

3.15 Unrealised gains on transactions between the group and its associates are eliminated to the extent of the Group's interest in these entities. Unrealised losses are also eliminated to the extent of Group's interest in these entities unless the transaction provides evidence of an impairment of the asset transferred.

3.16 At each reporting date, the Group determines whether there is any objective evidence that the investment in the associate is impaired. If there is such evidence, the Group provides for impairment as the difference between the recoverable amount of the associate and its carrying value, and then recognizes the loss as 'Share of loss of an associates' in the Statement of Profit & Loss.

3.17 The Group's Statement of Profit and Loss reflects the share of results of its associates. Any change in OCI of those investees is presented as part of the Group's OCI.

## **Basis of Measurement**

3.18 The CFS have been prepared on accrual basis under historical cost convention except for certain financial instruments (Refer Note 4.18 - Accounting Policy for Financial Instruments) and defined benefit plan assets which are measured at fair value.

# Notes to the Consolidated Financial Statements

For the year ended 31<sup>st</sup> March 2022

## 4. Significant Accounting Policies

### 4.1 Inventories

4.1.1 Raw-materials, Stores & Spares, Fuel, Packing materials etc., are valued at cost, computed on a moving weighted average basis including the cost incurred in bringing the inventories to their present location and condition after providing for obsolescence and other losses or net realisable value whichever is lower. However, these items are considered to be realisable at cost, if the finished products, in which they will be used, are expected to be sold at or above cost.

4.1.2 Process stock is valued at weighted average cost including the cost of conversion with systematic allocation of production overheads based on normal capacity of production facilities but excluding borrowing cost, or net realisable value whichever is lower. Factory administration overheads to the extent attributable to bring the inventories to their present location and condition are also included in the valuation of Process stock.

Finished goods are valued at cost or net realisable value whichever is lower. Cost includes cost of conversion with systematic allocation of production overheads based on normal capacity of production facilities and other costs but excluding borrowing cost, incurred in bringing the inventory to their present location and condition. Finished goods include stock-in-trade also which comprises cost of purchase and other cost incurred in bringing the inventories to the present location and condition. Cost is determined on a moving weighted average basis.

Net realisable value is the estimated selling price in the ordinary course of business less estimated costs of completion and estimated costs necessary to make the sale.

### 4.2 Statement of Cash Flows

4.2.1 Cash flows are presented using indirect method, whereby profit / (loss) before tax is adjusted for the effects of transactions of non-cash nature and any deferrals or accruals of past or future cash receipts or payments.

4.2.2 Cash comprises cash on hand and demand deposits with banks. Cash equivalents are short-term balances with original maturity of less than 3 months, highly liquid investments that are readily convertible into cash, which are subject to insignificant risk of changes in value.

4.2.3 Bank borrowings are generally considered to be financing activities. However, where bank overdrafts which are repayable on demand form an integral part of an entity's cash management, bank overdrafts are included as a component of cash and cash equivalents for the purpose of Statement of Cash Flows.

### 4.3 Dividend distribution to Equity shareholders

Final dividend distribution to shareholders is recognised in the period in which the dividends are approved by the shareholders. Any interim dividend paid is recognised on approval by Board of Directors. Dividend together with applicable tax i.e TDS are recognised directly in Equity.

### 4.4 Income Taxes

4.4.1 The Group has an irrevocable option of shifting to a lower tax rate and simultaneously forgo certain tax incentives, deductions and accumulated MAT credit as per Section 115BAA in the Income Tax Act, 1961. In view of the overall tax benefits available under Section 115BAA, the parent Company has opted for shifting to lower tax regime from FY 2021-22 onwards. However, the subsidiary companies included in the Group continue to provide for income tax at the old rates, in view of benefits available under old tax regime.

4.4.2 Current tax is the amount of tax payable on the taxable income for the year as determined in accordance with the applicable tax rates, the provisions of the Income Tax Act, 1961 and other applicable tax laws including the relevant transfer pricing regulations prescribed thereunder, read with applicable judicial precedents or interpretations, wherever relevant.

4.4.3 Current tax assets and liabilities are offset, when the Group has legally enforceable right to set off the recognised amounts and intends to settle the asset and the liability on a net basis.

4.4.4 Deferred tax is recognised using the balance sheet approach on temporary differences between the tax bases of assets and liabilities and their carrying amounts for financial reporting at the reporting date. The parent Company has restated the net deferred tax liability as at 01-04-2021 in accordance with the reduced tax rates, in view of adoption of new tax regime.

4.4.5 Deferred tax assets and liabilities are measured at the tax rates that are expected to apply in the year where the asset is realised or the liability is settled, based on tax rates (and tax laws) that have been enacted or substantively enacted at the reporting date.

# Notes to the Consolidated Financial Statements

For the year ended 31<sup>st</sup> March 2022

4.4.6 Deferred tax assets and liabilities are offset if such items relate to taxes on income levied by same governing tax laws and the Group has legally enforceable right to set off current tax assets against current tax liabilities.

4.4.7 Both current tax and deferred tax relating to items recognised outside the Profit or Loss is recognised either in “Other Comprehensive Income” or directly in “Equity” as the case may be.

## 4.5 Property, plant and equipments (PPE)

4.5.1 PPEs are stated at cost of acquisition or construction less accumulated depreciation and impairment losses if any, except freehold land which is carried at cost. The cost comprises of purchase price, import duties, non-refundable purchase taxes (net of tax credits wherever applicable), borrowing cost if capitalisation criteria are met and directly attributable cost of bringing the asset to its working condition for the intended use.

Subsequent expenditures are recognised as a separate asset, as appropriate, only when it is probable that future economic benefits associated with the item will flow to the Group and the cost of the item can be measured reliably.

Spares which meet the definition of PPE are capitalised from the date when it is available for use. Other expenses on fixed assets, including day-to-day repair and maintenance expenditure and cost of replacing parts that does not meet the capitalisation criteria are charged to the Statement of Profit and Loss for the period during which such expenses are incurred.

The Group identifies the significant parts of plant and equipment separately which are required to be replaced at intervals. Such parts are depreciated separately based on their specific useful lives. The cost of replacement of significant parts are capitalised and the carrying amount of replaced parts are de-recognised.

The cost of major inspection / overhauling is recognised in the carrying amount of the item of PPE as a replacement if the recognition criteria are satisfied. Any remaining carrying amount of the cost of the previous inspection/overhauling (as distinct from physical parts) is de-recognised.

The present value of the expected cost for the decommissioning of PPE after its use, if materially significant, is included in the cost of the respective asset when the recognition criteria are met.

Capital Expenditure on tangible assets for research and development is classified as PPE and is depreciated based on the estimated useful life. Other expenditure incurred for research and development are expensed under the respective heads of accounts in the year in which it is incurred.

4.5.2 The Group follows the useful lives of the significant parts of certain class of PPE on best estimate basis upon technical advice, as detailed below, that are different from the useful lives prescribed under Part C of Schedule II of the Companies Act, 2013:

Asset type	Useful life ranging from
Buildings	3 to 60 years
Plant and equipments	
- Cement	2 to 60 years
- Ready mix concrete	10 to 25 years
- Dry mortar products	5 to 25 years
Thermal power plants	5 to 60 years
Windmills	5 to 30 years
Workshop and Quarry equipments	8 to 25 years
Mobile Phones	3 years
Motor cars given to employees as per Company's scheme	6 to 7 years

4.5.3 PPE acquired in full or part exchange for another asset are recorded at the fair market value or the net book value of the asset given up, adjusted for any balancing cash transaction. Fair market value is determined either for the assets acquired or asset given up, whichever is more clearly evident.

4.5.4 PPEs are eliminated from the Financial Statements on disposal or when no further benefit is expected from its use and disposal. Gains or losses arising from disposal, measured as the difference between the net disposal proceeds and the carrying amount of such assets, are recognised in the Statement of Profit and Loss. Amount received towards PPE that are impaired and derecognized in the Financial Statements, are recognized in Statement of Profit and Loss, when the recognition criteria are met.

4.5.5 Depreciation is the systematic allocation of the depreciable amount of an asset over its useful life on a straight line method. The depreciable amount for assets is the cost of an asset, or other amount substituted for cost, less 5% being its residual value, except for process control systems whose residual value is considered as Nil.

# Notes to the Consolidated Financial Statements

For the year ended 31<sup>st</sup> March 2022

4.5.6 Depreciation for PPE on additions is calculated on pro-rata basis from the date of such additions. For deletion/disposals, the depreciation is calculated on pro-rata basis up to the date on which such assets have been discarded / sold.

4.5.7 The residual values, useful lives and methods of depreciation of property, plant and equipment are reviewed at each reporting date and adjusted prospectively, if appropriate.

### **Capital Work in progress / Capital Advances**

4.5.8 Capital work in progress includes cost of property, plant and equipment under installation, under development including related expenses and attributable interest as at the reporting date.

4.5.9 Advances given towards acquisition / construction of PPE outstanding at the reporting date are disclosed as 'Capital Advances' under 'Other Non-Current Assets'.

## **4.6 Leases**

4.6.1 The determination of whether an arrangement is, or contains, a lease is based on the substance of the arrangement at the inception date whether fulfilment of arrangement is dependent on the use of an underlying asset and the arrangement conveys the right to control the use of an identified asset for a period of time in exchange for consideration.

### **Group as a Lessee**

4.6.2 The Group recognises a right-of-use asset (RoU) and a lease liability at the lease commencement date for all leases whose non-cancellable leases is more than 12 months. The right-of-use asset is initially measured at cost, which comprises the initial amount of the lease liability adjusted for any lease payments made at or before the commencement date, plus any initial direct costs incurred and an estimate of costs to dismantle and remove the underlying asset or to restore the underlying asset or the site on which it is located, less any lease incentives received.

4.6.3 The right-of-use asset is subsequently depreciated using the straight-line method from the commencement date to the earlier of the end of the useful life of the right-of-use asset or the end of the lease term, as follows:

Nature of RoU	Useful life ranging from
Land	16 to 97 years
Building	27 years

4.6.4 The estimated useful lives of right-of-use assets are determined on the same basis as those of property, plant and equipment. In addition, the right-of-use asset is periodically reduced by impairment losses, if any, and adjusted for certain re-measurements of the lease liability.

4.6.5 The lease liability is initially measured at the present value of the lease payments that are not paid at the commencement date, discounted using the interest rate implicit in the lease or, if that rate cannot be readily determined, Company's incremental borrowing rate.

4.6.6 Lease payments included in the measurement of the lease liability comprise the following:

- (a) Fixed payments,
- (b) Variable lease payments that depend on an index or a rate, initially measured using the index or rate as at the commencement date
- (c) Amount expected to be payable under a residual value guarantee
- (d) The exercise price under a purchase option that the Group is reasonably certain to exercise, lease payments in an optional renewal period if the Group is reasonably certain to exercise an extension option, and penalties for early termination of a lease unless the Group is reasonably certain not to terminate early

4.6.7 The lease liability is measured at amortised cost using the effective interest method. It is remeasured when there is a change in future lease payments arising from a change in an index or rate, if there is a change in the Group's estimate of the amount expected to be payable under a residual value guarantee, or if Group changes its assessment of whether it will exercise a purchase, extension or termination option.

4.6.8 When the lease liability is remeasured in this way, a corresponding adjustment is made to the carrying amount of the right-of-use asset, or is recorded in the Statement of Profit or Loss if the carrying amount of the right-of-use asset has been reduced to zero.

4.6.9 The Group presents right-of-use assets that do not meet the definition of investment property in 'Property, Plant and Equipment' and Lease liabilities as a separate line item on the face of the Balance sheet.

4.6.10 The Group has opted not to recognise right-of-use assets and lease liabilities for short-term leases that have a lease term of 12 months or less. The Group

# Notes to the Consolidated Financial Statements

For the year ended 31<sup>st</sup> March 2022

recognises the lease payments associated with these leases as an expense on a straight-line basis over the lease term.

## **Group as a Lessor**

- 4.6.11 The lease arrangements where the risks and rewards incidental to ownership of an asset substantially vests with the Lessor are recognised as operating lease. Operating lease receipts are recognised in the Statement of Profit and Loss on straight line basis over the lease terms except where the payments are structured to increase in line with the general inflation to compensate for the expected inflationary cost increases. The Group do not have any finance leases arrangements.

## **4.7 Revenue Recognition**

### **4.7.1 Revenue from Operations**

#### **Sale of Products**

Revenue from product sales is recognized when the Group transfers control of the product to customers at a point in time. The transaction price is the amount of consideration to which the Group expects to be entitled in exchange for transferring goods to the customer. The Group provides discounts to customers on the achievement of the performance criteria based on agreed terms and conditions. There is no significant financing component with regard to sale of products for the Group as per Ind AS 115. The Group do not have any non-cash consideration.

#### **Power generated from Windmills**

Power generated from windmills that are covered under power purchase agreement with TANGEDCO and third parties, are recognised at the rate fixed by respective State Electricity Regulatory Commissions and rate agreed with such counter parties, respectively, upon transmission of energy to the grids of the State Electricity Board and the same is classified as "Sale of power generated from windmills"

Power generated from windmills that are covered under wheeling & banking arrangement with TANGEDCO are consumed at factories. The monetary values of such power generated that are captively consumed are not recognised as revenue.

#### **Income from Information technology services**

Information technology services are provided on a contractual basis on fixed price terms. Revenue is recognised over time using an input method, net

of applicable taxes. The actual billing is done upon achievement of milestones agreed with the customers with applicable taxes.

#### **Income from Manpower supply services**

Revenue from manpower supply services is recognised at a point in time on a man-month basis as and when services are rendered as per the agreed terms. Revenue is recognised net of applicable taxes.

#### **Scrap sales**

Scrap sales is recognized when the Group transfers control of the product to customers.

### **4.7.2 Other Income**

Interest income is recognised using the Effective Interest Rate (EIR) method. EIR is the rate that exactly discounts the estimated future cash payments or receipts over the expected life of the financial instrument or a shorter period where appropriate, the gross carrying amount of the financial asset or to the amortised cost of a financial liability.

Dividend income is recognised when the Group's right to receive dividend is established.

Rental income from operating lease on investment properties is recognised on a straight line basis over the term of the relevant lease.

### **4.8 Employee Benefits**

- 4.8.1 Short-term employee benefits viz., Salaries and Wages are recognized as an expense at the undiscounted amount in the Statement of Profit and Loss for the year in which the related service is rendered.
- 4.8.2 Defined Contribution Plan viz., Contributions to Provident Fund and Superannuation Fund are recognized as an expense in the Statement of Profit and Loss for the year in which the employees have rendered services.
- 4.8.3 The Group contributes monthly to Employees' Provident Fund & Employees' Pension Fund administered by the Employees' Provident Fund Organisation, Government of India, at 12% of employee's basic salary. The Group has no further obligations.
- 4.8.4 The Group contributes for Superannuation Fund on an annual basis, a sum equivalent to 15% of the officer's eligible annual basic salary. Out of the said 15% contribution, a sum upto ₹ 1.50 Lacs per annum is remitted to the superannuation fund trust administered

# Notes to the Consolidated Financial Statements

For the year ended 31<sup>st</sup> March 2022

by the Group. The funds are managed by HDFC Life Insurance. The balance amount, if any, is either remitted to National Pension System (NPS) subject to applicable ceiling or paid as salary at the option of employees. There are no further obligations in respect of the above contribution plan.

- 4.8.5 The Group contributes to Defined Benefit Plan viz., an approved Gratuity Fund, for its employees including employees in subsidiary Company. It is in the form of lump sum payments to vested employees on resignation, retirement, death while in employment or on termination of employment, for an amount equivalent to 15 days' basic salary for each completed year of service. Vesting occurs upon completion of five years of continuous service. Based on the valuation by an independent external actuary, the Group makes annual contributions to the trust administered by the Group as at the reporting date using Projected Unit Credit method. The funds are managed by LIC of India / HDFC Life Insurance.
- 4.8.6 The Group provides for expenses towards compensated absences provided to its employees. The expense is recognized at the present value of the amount payable determined based on an independent external actuarial valuation as at the Balance Sheet date, using Projected Unit Credit method. The Group presents the entire compensated absences as 'Short-term provisions' since employee has an unconditional right to avail the leave at any time during the year.
- 4.8.7 Re-measurement of net defined benefit asset / liability comprising of actuarial gains or losses arising from experience adjustments and changes in actuarial assumptions are charged / credited to other comprehensive income in the period in which they arise and immediately transferred to retained earnings. Other costs are accounted in the Statement of Profit and Loss.

## **Employee Stock options**

- 4.8.8 The employees of the Group are entitled for grant of stock options based on the eligibility criteria set out in ESOS 2018, as determined by Nomination & Remuneration committee (NRC). The fair value of the equity settled stock options granted to employees are measured by an independent valuer using Black-Scholes Model.
- 4.8.9 The fair value determined at the grant date of the option is expensed on a straight-line basis in the Statement of Profit and Loss as 'Employee Benefits Expense', over

the vesting period of the option, based on the Group's estimate of stock options that will eventually vest, with a corresponding increase in equity.

- 4.8.10 At the end of each reporting period, the Group revises its estimate of the number of equity instruments expected to vest. The impact of the revision of the original estimates, if any, is recognised in Statement of Profit and Loss such that the cumulative expense reflects the revised estimate, with a corresponding adjustment to the Employee Stock Options Reserve.
- 4.8.11 When the options are exercised, the Group issues fresh issue of equity shares upon receipt of exercise price from the employees. The proceeds received are allocated to share capital upto the face value of shares issued, with any excess being accounted as Securities Premium in the Balance Sheet.
- 4.8.12 In case of forfeiture/lapse of stock option, which is not vested, then to such extent, expenses shall be reversed in Statement of Profit and Loss and if expires unexercised, the related balance standing to the credit of the Employee Stock Options Reserve Account is transferred within other equity.
- 4.8.13 The dilutive effect of outstanding options is reflected as additional share dilution in the computation.

## **4.9 Government Grants**

- 4.9.1 Government grants are recognised at fair value where there is a reasonable assurance that the grant will be received and all the attached conditions are complied with.
- 4.9.2 In case of revenue related grant, the income is recognised on a systematic basis over the period for which it is intended to compensate an expense and is disclosed under "Other operating revenue" or netted off against corresponding expenses wherever appropriate. Receivables of such grants are shown under "Other Financial Assets". Export benefits are accounted for in the year of exports based on eligibility and when there is no uncertainty in receiving the same. Receivables of such benefits are shown under "Other Financial Assets".
- 4.9.3 The soft loan from government is recognised and measured in accordance with Ind AS 109, Financial Instruments. The benefit of soft loan from government at a below-market rate of interest is treated as a government grant and classified as "Deferred Grant". It is measured as the difference between the initial carrying value of the loan determined in accordance



# Notes to the Consolidated Financial Statements

For the year ended 31<sup>st</sup> March 2022

with Ind AS 109, and the proceeds received. The said deferred grant is amortized over the useful life of the underlying asset.

## 4.10 Foreign currency transactions

4.10.1 The Financial Statements are presented in Indian Rupees, which is also the Group's functional currency.

4.10.2 All transactions in foreign currency are recorded on initial recognition at their functional currency exchange rates prevailing on that date.

4.10.3 Monetary assets and liabilities in foreign currencies outstanding at the reporting date are translated to the functional currency at the exchange rates prevailing on the reporting date and the resultant gains or losses are recognised during the year in the Statement of Profit and Loss.

4.10.4 Non-monetary items which are carried at historical cost denominated in foreign currency are reported using the exchange rates at the date of transaction. The date of transaction is the date on which the Company initially recognises the non-monetary asset or non-monetary liability arising from advance consideration. If there are multiple receipts of payments in advance, the Company determines the transaction date for each payment or receipt of advance consideration.

### Foreign Branch Operations

4.10.5 Income and expenditure transactions are translated to functional currency using monthly moving average exchange rate.

4.10.6 Monetary assets and liabilities of foreign branch as at the reporting date are translated to the functional currency at the exchange rates prevailing on the reporting date and the resultant gains or losses are recognised during the year in the Statement of Profit and Loss.

4.10.7 Non-monetary items of foreign branch are carried at historical cost denominated in foreign currency and are reported using the exchange rates at the transaction date.

## 4.11 Borrowing Costs

4.11.1 Borrowing costs that are directly attributable to the acquisition, construction, production of a qualifying asset are capitalised as part of the cost of that asset which takes substantial period of time to get ready for its intended use. The Group determines the

amount of borrowing cost eligible for capitalisation by applying capitalisation rate to the expenditure incurred on such cost. The capitalisation rate is determined based on the weighted average rate of borrowing cost applicable to the borrowings of the Group which are outstanding during the period, other than borrowings made specifically towards purchase of the qualifying asset. The amount of borrowing cost that the Group capitalises during the period does not exceed the amount of borrowing cost incurred during that period. All other borrowings costs are expensed in the period in which they occur.

4.11.2 Borrowing cost include interest computed using Effective Interest Rate method, interest on lease liabilities, amortisation of ancillary costs incurred and exchange differences arising from foreign currency borrowings to the extent they are regarded as an adjustment to the interest cost.

## 4.12 Earnings per Share

4.12.1 Basic Earnings per share is calculated by dividing the profit/(loss) attributable to equity shareholders by the weighted average number of equity shares including un-allotted bonus shares outstanding during the year.

4.12.2 Diluted Earnings per share is calculated by dividing the profit / (loss) attributable to equity shareholders by the weighted average number of equity shares including un-allotted bonus shares outstanding during the year and potential equity shares arising out of employee stock options.

4.12.3 Where an item of income or expense which is otherwise required to be recognised in the Statement of Profit and Loss is debited or credited to Equity, the amount in respect thereof is suitably adjusted in Net profit for the purpose of computing Earnings per share.

## 4.13 Impairment of Non-Financial Assets

4.13.1 The carrying values of assets include property, plant and equipment including right-of-use asset, investment properties, cash generating units and intangible assets, are reviewed for impairment at each reporting date, if there is any indication of impairment based on internal and external factors.

4.13.2 Non-financial assets are treated as impaired when the carrying amount of such asset exceeds its recoverable value. After recognition of impairment loss, the depreciation for the said assets is provided for remaining useful life based on the revised carrying

# Notes to the Consolidated Financial Statements

For the year ended 31<sup>st</sup> March 2022

amount, less its residual value if any, on straight line basis.

4.13.3 An impairment loss is charged to the Statement of Profit and Loss in the year in which an asset is identified as impaired.

4.13.4 An impairment loss is reversed when there is an indication that the impairment loss may no longer exist or may have decreased.

#### 4.14 Provisions, Contingent Liabilities and Contingent Assets

4.14.1 Provisions involving substantial degree of estimation in measurement are recognised when there is a present obligation as a result of past events and it is probable that there will be an outflow of resources embodying economic benefits in respect of which a reliable estimate can be made.

4.14.2 Provisions are discounted if the effect of the time value of money is material, using pre-tax rates that reflects the risks specific to the liability. When discounting is used, an increase in the provisions due to the passage of time is recognised as finance cost. These provisions are reviewed at each Balance Sheet date and adjusted to reflect the current best estimates.

4.14.3 The Group provides for the estimated expenses at fair value that are required to restore mines. The estimated restoration expenses are determined based on the estimated mineral reserves available. The actual expenses may vary based on the nature of restoration and estimate of restoration expenses. Mines restoration expenses are incurred on an on-going basis until the closure of mines. The total estimate of restoration expenses is reviewed periodically, on the basis of technical estimates and expected timing of these costs. The provision for this expense is included under "Cost of materials consumed" to the extent such mineral reserves were used in the production. The unwinding of the discount on provision is shown as a finance cost in the Statement of Profit and Loss.

4.14.4 Insurance claims are accounted on the basis of claims admitted or expected to be admitted and to the extent that the amount recoverable can be measured reliably and it is reasonable to expect ultimate collection. Any subsequent change in the recoverability is provided for. Contingent Assets are not recognised.

4.14.5 Contingent liability is a possible obligation that may arise from past events and its existence will be

confirmed only by occurrence or non-occurrence of one or more uncertain future events not wholly within the control of the Group or it is not probable that an outflow of resources embodying economic benefits will be required to settle the obligation and the same are not recognised but disclosed in the Financial Statements.

#### 4.15 Intangible Assets

4.15.1 The costs incurred in connection with securing right to extract mineral reserves are capitalised under "Mining Rights" and the costs of stripping overburden to gain access to limestone deposits and the present value of restoration liability, if materially significant, to the extent of exposed overburden area are capitalised under "Mine Development".

4.15.2 The costs of computer software acquired and its subsequent improvements are capitalised. Internally generated software is not capitalized and the expenditure is recognized in the Statement of Profit and Loss in the year in which the expenditure is incurred.

4.15.3 The cost incurred for right to un-restricted usage of power transmission system for sale of power from Group's captive thermal power plants to State grid and for drawal of power from State grid to its plant were capitalized as the Group is expected to yield future economic benefits.

4.15.4 Intangible Assets are carried at cost less accumulated depreciation and impairment losses, if any, and are amortised over their estimated useful life based on straight line method. The estimated useful lives of intangible assets are assessed by the internal technical team as detailed below:

Nature of Intangible assets	Estimated useful life
Mining rights	Over the period of mining lease
Mine Development	Unit of production method
Computer software	6 years
Power transmission system	5 years

4.15.5 The intangible assets that are under development phase are carried at cost including related expenses and attributable interest, and are recognised as "Intangible assets under development".

4.15.6 The residual values, useful lives and methods of amortisation of intangible asset are reviewed at each reporting date and adjusted prospectively, if appropriate.

# Notes to the Consolidated Financial Statements

For the year ended 31<sup>st</sup> March 2022

## 4.16 Investment Properties

- 4.16.1 An investment in land or buildings both furnished and unfurnished, which are held for earning rentals or capital appreciation or both rather than for use in the production or supply of goods or services or for administrative purposes or sale in the ordinary course of business, are classified as investment properties.
- 4.16.2 Investment properties are stated at cost, net of accumulated depreciation and impairment loss, if any except freehold land which is carried at cost.
- 4.16.3 The Group identifies the significant parts of investment properties separately which are required to be replaced at intervals. Such parts are depreciated separately based on their specific useful lives determined on best estimate basis upon technical advice. The cost of replacement of significant parts are capitalised and the carrying amount of replaced parts are de-recognised. Other expenses including day-to-day repair and maintenance expenditure and cost of replacing parts that does not meet the capitalisation criteria, are charged to the Statement of Profit and Loss for the period during which such expenses are incurred.
- 4.16.4 Depreciation on investment properties are calculated on straight-line method based on useful life of the significant parts as detailed below, that are different from the useful lives as prescribed under Part C of Schedule II of the Companies Act, 2013:

Asset type	Useful life ranging from
Buildings under Investment properties	3 to 60 years

- 4.16.5 Investment properties are eliminated from the Financial Statements on disposal or when no further benefit is expected from its use and disposal. Gains or losses arising from disposal, measured as the difference between the net disposal proceeds and the carrying amount of such investment properties, are recognised in the Statement of Profit and Loss. Amount received towards investment properties that are impaired and derecognized in the Financial Statements, are recognized in Statement of Profit and Loss, when the recognition criteria are met.
- 4.16.6 The residual values, useful lives and methods of depreciation of investment properties are reviewed at each reporting date and adjusted prospectively, if appropriate.

## 4.17 Operating Segments

Operating segment has been identified on the basis of nature of products and reported in a manner consistent with the internal reporting provided to Chief Operating Decision Maker. The Group's business operation comprises of single operating segment viz., cement and cementitious materials.

## 4.18 Financial Instruments

- 4.18.1 A financial instrument is any contract that gives rise to a financial asset of one entity and a financial liability or equity instrument of another entity.
- 4.18.2 Financial assets and liabilities are offset and the net amount is presented in the Balance sheet when and only when the Group has a legal right to offset the recognised amounts and intends either to settle on a net basis or to realise the assets and settle the liabilities simultaneously.
- 4.18.3 The Group initially determines the classification of financial assets and liabilities. After initial recognition, no re-classification is made for financial assets which are categorised as equity instruments at FVTOCI and financial assets / liabilities that are specifically designated as FVTPL. However, other financial assets are re-classifiable when there is a change in the business model of the Group. When the Group reclassifies the financial assets, such reclassifications are done prospectively from the first day of the immediately next reporting period. The Group does not restate any previously recognised gains, losses including impairment gains or losses or interest.

### Financial Assets

- 4.18.4 Financial assets comprise of investments in equity and mutual funds, trade receivables, cash and cash equivalents and other financial assets.
- 4.18.5 Depending on the business model (i.e) nature of transactions for managing those financial assets and its contractual cash flow characteristics, the financial assets are initially measured at fair value and subsequently measured and classified at:
- a) Amortised cost; or
  - b) Fair value through other comprehensive income (FVTOCI); or
  - c) Fair value through profit or loss (FVTPL)

# Notes to the Consolidated Financial Statements

For the year ended 31<sup>st</sup> March 2022

Amortised cost represents carrying amount on initial recognition at fair value plus or minus transaction cost.

- 4.18.6 Financial assets are measured at FVTPL except for those financial assets whose contractual terms give rise to cash flows on specified dates that represents solely payments of principal and interest thereon, are measured as detailed below depending on the business model:

Classification	Business Model
Amortised cost	The objective of the Group is to hold and collect the contractual cash flows till maturity. In other words, the Group do not intend to sell the instrument before its contractual maturity to realise its fair value changes.
FVTOCI	The objective of the Group is to collect its contractual cash flows and selling financial assets.

The Group has exercised an irrevocable option at time of initial recognition to measure the changes in fair value of other equity investments at FVTOCI. Accordingly, the Group classifies its financial assets for measurement as below:

Classification	Name of Financial Assets
Amortised cost	Trade receivables, Loans and advances to employees and related parties, deposits, IPA receivable, interest receivable, unbilled revenue and other advances recoverable in cash or kind.
FVTOCI	Equity investments in companies as an option exercised at the time of initial recognition.
FVTPL	Investments in mutual funds, forward exchange contracts.

- 4.18.7 Financial assets are derecognised (i.e) removed from the Financial Statements, when its contractual rights to the cash flows expire or upon transfer of the said assets. The Group also derecognises when it has an obligation to adjust the cash flows arising from the financial asset with third party and either upon transfer of:
- significant risk and rewards of the financial asset, or
  - control of the financial asset

However, the Group continue to recognise the transferred financial asset and its associated liability to the extent of its continuing involvement, which are measured on the basis of retention of its rights and obligations of financial asset.

- 4.18.8 Upon de-recognition of its financial asset or part thereof, the difference between the carrying amount measured at the date of recognition and the consideration received including any new asset obtained less any new liability assumed shall be recognised in the Statement of Profit and Loss.

- 4.18.9 For impairment purposes, significant financial assets are tested on individual basis at each reporting date. Other financial assets are assessed collectively in groups that share similar credit risk characteristics. Accordingly, the impairment testing is done retrospectively on the following basis:

Name of Financial asset	Impairment testing methodology
Trade receivables	Expected Credit Loss model (ECL) is applied. The ECL over lifetime of the assets are estimated by using a provision matrix which is based on historical loss rates reflecting current conditions and forecasts of future economic conditions which are grouped on the basis of similar credit characteristics such as nature of industry, customer segment, past due status and other factors that are relevant to estimate the expected cash loss from these assets.
Other Financial assets	When the credit risk has not increased significantly, 12 month ECL is used to provide for impairment loss. When there is significant change in credit risk since initial recognition, the impairment is measured based on probability of default over the life time. If, in a subsequent period, credit quality of the instrument improves such that there is no longer a significant increase in credit risk since initial recognition, then the entity reverts to recognising impairment loss allowance based on 12 month ECL.

# Notes to the Consolidated Financial Statements

For the year ended 31<sup>st</sup> March 2022

## Financial Liabilities

4.18.10 Financial liabilities comprise of Borrowings from Banks, Non-convertible debentures, Soft loan / Interest free loan from Government, Trade payables, Derivative financial instruments, Financial guarantee obligation and other financial liabilities.

4.18.11 The Group measures its financial liabilities as below:

Measurement basis	Name of Financial liabilities
Amortised cost	Borrowings, Soft Loan/Interest free loan from Government, Trade payables, Interest accrued, Unclaimed / Disputed dividends, Security deposits, Mines restoration obligation and other financial liabilities not for trading.
FVTPL	Foreign exchange Forward contracts being derivative contracts do not qualify for hedge accounting under Ind AS 109 and other financial liabilities held for trading.

4.18.12 Financial guarantee contracts issued by the Group are those contracts that require a payment to be made to reimburse the holder for a loss it incurs because the specified debtor fails to make a payment when due in accordance with the terms of a debt instrument. Transaction cost of financial guarantee contracts that are directly attributable to the issuance of the guarantee are recognised initially as a liability at fair value. Subsequently, the liability is measured at the higher of the amount of loss allowance determined as per impairment requirements of Ind AS 109 and the amount recognised less cumulative amortization.

4.18.13 Financial liabilities are de-recognised when and only when it is extinguished (i.e) when the obligation specified in the contract is discharged or cancelled or expired.

4.18.14 Upon de-recognition of its financial liabilities or part thereof, the difference between the carrying amount of a financial liability that has been extinguished or transferred to another party and the consideration paid including any non-cash assets transferred or liabilities assumed is recognised in the Statement of Profit and Loss.

## 4.19 Fair value measurement

4.19.1 Fair value is the price that would be received to sell an asset or paid to transfer a liability in an orderly

transaction between market participants at the measurement date.

4.19.2 The fair value of an asset or a liability is measured using the assumptions that the market participants would use when pricing the asset or liability, assuming that the market participants act in the economic best interest.

4.19.3 All assets and liabilities for which fair value is measured and disclosed in the Financial Statements are categorised within fair value hierarchy based on the lowest level input that is significant to the fair value measurement as a whole. The fair value hierarchy is described as below:

Level 1: Unadjusted quoted prices in active markets for identical assets or liabilities.

Level 2: Valuation techniques for which the lowest level inputs that are significant to the fair value measurement is directly or indirectly observable.

Level 3: Valuation techniques for which the lowest level inputs that are significant to the fair value measurement is unobservable.

4.19.4 For assets and liabilities that are recognised in the Balance sheet on a recurring basis, the Group determines whether transfers have occurred between levels in the hierarchy by reassessing categorisation at the end of each reporting period (i.e) based on the lowest level input that is significant to the fair value measurement as a whole.

4.19.5 For the purpose of fair value disclosures, the Group has determined the classes of assets and liabilities based on the nature, characteristics and risks of the assets or liabilities and the level of the fair value hierarchy as explained above.

4.19.6 The basis for fair value determination for measurement and / or disclosure purposes is detailed below:

### Investments in Equity / Mutual Funds

The fair value is determined by reference to their quoted prices at the reporting date. In the absence of the quoted price, the fair value of the equity is measured using valuation techniques.

### Trade and other receivables

The fair value is estimated as the present value of the future cash flows, discounted at the market rate of interest at the reporting date. However, the fair value generally approximates the carrying amount due to the short term nature of such assets.

# Notes to the Consolidated Financial Statements

For the year ended 31<sup>st</sup> March 2022

## **Forward exchange contracts**

The fair value of forward exchange contracts is based on the quoted price if available; otherwise it is estimated by discounting the difference between contractual forward price and current forward price for the residual maturity of the contract using government bond rates.

## **Non-derivative financial liabilities**

The fair value of non-derivative financial liabilities viz., soft loan from government, deferred sales tax liability, borrowings are determined for disclosure purposes calculated based on the present value of future principal and interest cash flows, discounted at the market rate of interest at the reporting date.

## **Financial guarantee obligation**

The fair value of financial guarantee obligation with reference to loan availed by subsidiary/associates is determined on the basis of estimated cost involved in securing equivalent size of the guarantees from bank.

## **Investment Properties**

The fair value is determined for disclosure purposes based on an annual evaluation performed by an internal technical team measured using the technique of quoted prices for similar assets in the active markets and further moderated by market corroborated inputs.

## **5. Amendments to the existing Accounting Standards effective from 01-04-2021 onwards**

The details of amendments to the existing standards that are relevant to the Group with effect from 01-04-2021 are given below:

### **(a) Conceptual framework for financial reporting under Ind AS issued by ICAI**

The Framework is not a standard and it does not override any specific standard. Therefore, this does not form part of a set of standards pronounced by the standard-setters. While the Framework is primarily meant for the standard-setter for formulating the standards, it has relevance to the preparers in certain situations such as to develop consistent accounting policies for areas that are not covered by a standard or where there is a choice of accounting policy, and to assist all parties to understand and interpret the Standards.

The MCA has notified the Amendments to Ind AS, consequential to Conceptual Framework under Ind AS vide notification dated 18-06-2021 applicable for annual periods beginning on or after 01-04-2021.

These amendments had no impact on the Financial Statements of the Group.

### **(b) Amendments to Ind AS 105, Ind AS 16 and Ind AS 28**

The definition of 'Recoverable amount' is amended such that the words 'the higher of an asset's fair value less costs to sell and its value in use' are replaced with 'higher of an asset's fair value less costs of disposal and its value in use'.

These amendments had no impact on the Financial Statements of the Group.

## **6. Significant Estimates and Judgements**

The preparation of the Financial Statements requires management to make judgements, estimates and assumptions that affect the reported amounts of revenues, expenses, assets and liabilities and the accompanying disclosures, and the disclosure of contingent liabilities. Actual results could vary from these estimates. The estimates and underlying assumptions are reviewed on an on-going basis. Revisions to accounting estimates are recognised in the period in which the estimate is revised if the revision effects only that period or in the period of the revision or future periods, if the revision affects both current and future years.

Accordingly, the management has applied the following estimates / assumptions / judgements in preparation and presentation of Financial Statements:

### **Current Taxes**

Calculations of income taxes for the current period are done based on applicable tax laws and management's judgement by evaluating positions taken in tax returns and interpretations of relevant provisions of law and applicable judicial precedents.

### **Deferred Tax Asset**

Significant management judgement is exercised by reviewing the deferred tax assets at each reporting date to determine the amount of deferred tax assets that can be retained / recognised, based upon the likely timing and the level of future taxable profits together with future tax planning strategies.

### **Property, Plant and Equipment, Intangible Assets and Investment Properties**

The residual values and estimated useful life of PPEs, Intangible Assets and Investment Properties are

# Notes to the Consolidated Financial Statements

For the year ended 31<sup>st</sup> March 2022

assessed by the technical team at each reporting date by taking into account the nature of asset, the estimated usage of the asset, the operating condition of the asset, past history of replacement and maintenance support. Upon review, the management accepts the assigned useful life and residual value for computation of depreciation/amortisation. Also, management judgement is exercised for classifying the asset as investment properties or vice versa.

## **Revenue Recognition**

Significant management judgement is exercised in determining the transaction price and discounts to customer which is based on market factors namely demand and supply. The Group offers credit period to customers for which there is no financing component.

## **Defined Benefit Plans and Other long term benefits**

The cost of the defined benefit plan and other long term benefits, and the present value of such obligation are determined by the independent actuarial valuer. An actuarial valuation involves making various assumptions that may differ from actual developments in future. Management believes that the assumptions used by the actuary in determination of the discount rate, future salary increases, mortality rates and attrition rates are reasonable. Due to the complexities involved in the valuation and its long term nature, this obligation is highly sensitive to changes in these assumptions. All assumptions are reviewed at each reporting date.

## **Determination of lease term of contracts as non-cancellable term**

Significant management judgement is exercised in determining the lease term as non-cancellable term of the lease, together with any periods covered by an option to extend the lease if it is reasonably certain to be exercised, or any periods covered by an option to terminate the lease, if it is reasonably certain not to be exercised, by considering all relevant factors that create an economic incentive for it to exercise either the renewal or termination.

## **Employee Stock Options**

Significant management judgement is exercised in determination of the most appropriate valuation model, most appropriate inputs to the valuation model including the expected life of the share option, volatility, dividend yield, risk free rate and the number of options that are expected to vest as at the reporting date. Management believes that the assumptions used by the valuer are reasonable.

## **Impairment of Non-financial assets (PPE/Intangible Assets/Investment Properties)**

The impairment of non-financial assets is determined based on estimation of recoverable amount of such assets. The assumptions used in computing the recoverable amount are based on management judgement considering the timing of future cash flows, discount rates and the risks specific to the asset.

## **Provisions**

The timing of recognition requires application of judgement to existing facts and circumstances that may be subject to change. The litigations and claims to which the Group is exposed are assessed by the management and in certain cases with the support of external experts. The amounts are determined by discounting the expected future cash flows at a pre-tax rate that reflects the current market assessments of the time value of money and the risks specific to the liability.

## **Mines Restoration Expenditure**

In determining the provision for Mines restoration expenditure, assumptions and estimates are made by the management, in relation to discount rates, the expected mineral reserves, estimated cost to restore the mines and the expected timing of those costs.

## **Contingent Liabilities**

Management judgement is exercised for estimating the possible outflow of resources, if any, in respect of contingencies / claims / litigations against the Group as it is not possible to predict the outcome of pending matters with accuracy.

## **Mine Development**

In determining the allocation of mine development cost based on the unit of production method, assumptions and estimates are made by the management, in relation to the estimated mineral reserves available for the remaining period.

## **Fair value measurement of financial instruments**

When the fair values of financial assets and financial liabilities could not be measured based on quoted prices in active markets, management uses valuation techniques including the Discounted Cash Flow (DCF) model, to determine its fair value. The inputs to these models are taken from observable markets where possible, but where this is not feasible, a degree of judgement is exercised in establishing fair values.

# Notes to the Consolidated Financial Statements

For the year ended 31<sup>st</sup> March 2022

Judgements include considerations of inputs such as liquidity risk, credit risk and volatility.

### ***Impairment of Trade receivables***

The impairment for trade receivables are done based on assumptions about risk of default and expected loss rates. The assumptions, selection of inputs for calculation of impairment are based on management judgement considering the past history, market conditions and forward looking estimates at the end of each reporting date.

### ***Impairment of Investments in Associates***

Significant management judgement is exercised in determining whether the investment in associates are

impaired or not is on the basis of its nature of long term strategic investments and business projections.

### ***Interests in other entities***

Significant management judgement is exercised in determining the interests in other entities. The management believes that wherever there is a significant influence over certain companies belonging to its group, such companies are treated as Associate companies even though it holds less than 20% of the voting rights. Significant management judgement is exercised whether such associate companies are individually immaterial or not for the purpose of disclosure requirements.



# Notes to the Consolidated Financial Statements

For the year ended 31<sup>st</sup> March 2022

## 7 Property, Plant and Equipment (PPE)

₹ in Crores

Particulars	Year	Gross Block			Depreciation			Net Block As at the end of the year
		As at the beginning of the year	Additions	Deductions / Adjustments	As at the end of the year	For the year (Note 46)	Deductions / Adjustments	
Freehold Land	2021-22	902.95	57.15	1.32	958.78	-	-	958.78
	2020-21	876.98	26.01	0.04	902.95	-	-	902.95
Right-of-Use Asset - Land	2021-22	14.95	0.67	3.53	12.09	1.14	0.68	10.36
	2020-21	14.95	-	-	14.95	0.47	0.67	13.81
Right-of-Use Asset - Building	2021-22	-	11.76	-	11.76	-	0.22	11.54
	2020-21	-	-	-	-	-	-	-
Buildings	2021-22	1,080.11	69.80	5.64	1,144.27	354.00	44.20	751.47
	2020-21	1,006.15	77.65	3.69	1,080.11	315.10	42.59	726.11
Plant & Equipments	2021-22	7,931.55	972.29	62.95	8,840.89	3,134.27	292.92	5,466.21
	2020-21	7,013.88	966.76	49.09	7,931.55	2,918.29	264.63	4,797.28
Railway Siding	2021-22	278.66	40.29	3.22	315.73	69.69	18.52	230.74
	2020-21	119.49	159.17	-	278.66	57.59	12.10	208.97
Workshop, Quarry Equipments	2021-22	63.49	23.20	8.10	78.59	36.32	5.52	44.48
	2020-21	60.05	9.08	5.64	63.49	37.62	4.03	27.17
Research & Development Equipments	2021-22	70.82	0.61	0.76	70.67	48.01	2.60	20.82
	2020-21	61.10	9.87	0.15	70.82	45.82	2.34	22.81
Furniture & Fixtures	2021-22	76.68	8.42	0.76	84.34	36.08	6.12	42.74
	2020-21	64.65	12.43	0.40	76.68	31.21	5.26	40.60
Office Equipments	2021-22	67.17	7.24	5.57	68.84	48.05	5.95	20.39
	2020-21	64.39	6.09	3.31	67.17	45.68	5.66	19.12
Vehicles	2021-22	37.68	4.60	2.36	39.92	20.38	3.62	17.93
	2020-21	34.07	4.41	0.80	37.68	17.55	3.42	17.30
<b>Total</b>	2021-22	<b>10,524.06</b>	<b>1,196.03</b>	<b>94.21</b>	<b>11,625.88</b>	<b>3,747.94</b>	<b>380.35</b>	<b>7,575.46</b>
	2020-21	<b>9,315.71</b>	<b>1,271.47</b>	<b>63.12</b>	<b>10,524.06</b>	<b>3,469.33</b>	<b>340.70</b>	<b>6,776.12</b>

### Notes

- (a) The Group has capitalised finance cost amounting to ₹ 7.79 Crores (PY: ₹ 27.43 Crores) during the year. The rate used to determine the amount of borrowing costs to be capitalised is the weighted average interest rate applicable to the entity's general borrowings that are outstanding during the year is 5.81% p.a. (PY: 6.89% p.a).
- (b) The carrying amount of movable fixed assets of the Company and immovable properties pertaining to Cement plant located at Alathiyur, Ariyalur, Ramasamy Raja Nagar, Chengalpattu, Salem have been pledged by way of pari passu first charge as security for Long term Borrowings [Refer Note No.27].
- (c) During the year, Additions under Free hold Land & Building include reclassification from Investment Property Land & Buildings of ₹ 5.83 Crores and ₹ 7.31 Crores respectively in view of change in usage.

# Notes to the Consolidated Financial Statements

For the year ended 31<sup>st</sup> March 2022

(d) Deductions / Adjustments in Gross Block comprises of:

₹ in Crores

Particulars	2021 - 22				2020 - 21			
	Sale of Assets	Scrap of Assets	Other adjustments	Total	Sale of Assets	Scrap of Assets	Other adjustments	Total
Freehold Land	1.32	-	-	1.32	0.04	-	-	0.04
Right-of-use Asset - Land	-	-	3.53	3.53	-	-	-	-
Building	-	5.64	-	5.64	-	3.69	-	3.69
Plant and Equipments	1.02	40.71	21.22	62.95	1.63	47.46	-	49.09
Railway Siding	-	3.22	-	3.22	-	-	-	-
Workshop and Quarry Equipments	4.81	3.29	-	8.10	5.07	0.57	-	5.64
Research and Development Equipments	-	0.76	-	0.76	-	0.15	-	0.15
Furnitures and Fixtures	0.24	0.52	-	0.76	0.02	0.38	-	0.40
Office Equipments	0.18	5.39	-	5.57	0.07	3.24	-	3.31
Vehicles	2.36	-	-	2.36	0.73	0.07	-	0.80
<b>Total</b>	<b>9.93</b>	<b>59.53</b>	<b>24.75</b>	<b>94.21</b>	<b>7.56</b>	<b>55.56</b>	<b>-</b>	<b>63.12</b>

- (e) Scrap of assets represent component of assets that were derecognised due to wear and tear and damages, since no future benefit is expected from those components and thus replaced by new components.
- (f) Other adjustments with respect to Right-of-use Asset - Land represent asset derecognised on account of surrender of land.
- (g) Other adjustments with respect to Plant & Equipments represent amount derecognised for retrofitting purpose.
- (h) All the title deeds of immovable properties are held in the name of the Company.
- (i) The Group has not revalued its Property, Plant and Equipment (including Right-of-Use Asset) since the Group has adopted cost model as its accounting policy to an entire class of Property, Plant and Equipment in accordance with Ind AS 16.

## 8 Capital Work in Progress

₹ in Crores

Particulars	Year	As at the beginning of the year	Additions	Capitalised under PPE	As at the end of the year
Capital Work in Progress	2021-22	2,325.46	1,749.07	1,082.38	2,992.15
	2020-21	1,814.27	1,714.77	1,203.58	2,325.46

### Notes

- (a) Capital Work in Progress includes borrowing cost of ₹ 92.62 Crores (PY: ₹ 72.82 Crores), computed at a weighted average interest rate of 5.81% p.a. (PY: 6.89% p.a.) applicable to entity's borrowings outstanding during the year.
- (b) Refer Note No.61(b) and 61(c) for information relating to Ageing Schedule and Completion schedule whose completion is overdue or cost exceeded as per the original plan.
- (c) The amount of expenditure recognized in the carrying amount of an item of Property, Plant and Equipment in the course of its construction, included in Capital Work-in-Progress are furnished in Note No.62.

# Notes to the Consolidated Financial Statements

For the year ended 31<sup>st</sup> March 2022

## 9 Investment Property

₹ in Crores

Particulars	Year	Gross Block				Depreciation				Net Block
		As at the beginning of the year	Additions	Deductions / Adjustments	As at the end of the year	As at the beginning of the year	For the year (Note 46)	Deductions / Adjustments	As at the end of the year	As at the end of the year
Land	2021-22	88.89	-	5.83	83.06	-	-	-	-	83.06
	2020-21	88.89	-	-	88.89	-	-	-	-	88.89
Buildings	2021-22	68.45	-	7.31	61.14	12.37	1.70	0.24	13.83	47.31
	2020-21	68.45	-	-	68.45	10.36	2.01	-	12.37	56.08
Total	2021-22	157.34	-	13.14	144.20	12.37	1.70	0.24	13.83	130.37
	2020-21	157.34	-	-	157.34	10.36	2.01	-	12.37	144.97

### Notes

(a) The Group measured all of its Investment Properties at Cost in accordance with Ind AS 40.

(b) Deductions / Adjustments in Gross Block comprises of:

₹ in Crores

Particulars	2021 - 22				2020 - 21			
	Sale of Assets	Reclassified under PPE	Scrap of Assets	Total	Sale of Assets	Reclassified under PPE	Scrap of Assets	Total
Land	-	5.83	-	5.83	-	-	-	-
Buildings	-	7.31	-	7.31	-	-	-	-
<b>Total</b>	<b>-</b>	<b>13.14</b>	<b>-</b>	<b>13.14</b>	<b>-</b>	<b>-</b>	<b>-</b>	<b>-</b>

During the year, Deductions under Land amounting to ₹ 5.83 Crores and Buildings amounting to ₹ 7.31 Crores represent reclassification to Property, Plant & Equipment in view of its change in usage.

- (c) Scrap of assets represent assets derecognised from Financial Statements since no future benefit is expected from its use or disposal.
- (d) The Group has no restrictions on the realisability of its investment properties and no contractual obligations to purchase, construct or develop investment properties or for repairs, maintenance and enhancements.
- (e) The fair valuation of the investment properties are determined annually by an internal technical team, measured using the technique of quoted prices for similar assets in the active markets or recent price of similar properties in less active markets and adjusted to reflect those differences. All resulting fair value estimates for investment properties as given below are included in Level 2.

₹ in Crores

Particulars	31-03-2022	31-03-2021
Fair value of Investment Properties	249.41	252.32

(f) Information regarding Income & Expenditure of Investment Property are given below:

₹ in Crores

Particulars	31-03-2022	31-03-2021
Rental Income derived from Investment Properties	0.44	0.77
Less: Direct Operating Expenses (including Repairs & Maintenance) generating Rental Income	0.03	0.04
Less: Direct Operating Expenses (including Repairs & Maintenance) that did not generate Rental Income	-	-
<b>Profit from investment properties before depreciation</b>	<b>0.41</b>	<b>0.73</b>
Less: Depreciation	1.70	2.01
<b>Profit/(Loss) from investment properties</b>	<b>(1.29)</b>	<b>(1.28)</b>

# Notes to the Consolidated Financial Statements

For the year ended 31<sup>st</sup> March 2022

## 10 Intangible Assets

₹ in Crores

Particulars	Year	Gross Block				Depreciation				Net Block
		As at the beginning of the year	Additions	Deductions / Adjustments	As at the end of the year	As at the beginning of the year	For the year (Note 46)	Deductions / Adjustments	As at the end of the year	As at the end of the year
Mining rights	2021-22	40.07	-	-	40.07	21.41	2.18	-	23.59	16.48
	2020-21	36.28	3.79	-	40.07	18.03	3.38	-	21.41	18.66
Mine Development	2021-22	136.20	32.22	-	168.42	112.96	17.92	-	130.88	37.54
	2020-21	119.81	18.06	1.67	136.20	99.86	14.77	1.67	112.96	23.24
Computer Software	2021-22	25.77	1.64	0.74	26.67	10.42	4.06	0.74	13.74	12.93
	2020-21	24.27	1.50	-	25.77	6.61	3.81	-	10.42	15.35
Power Transmission system	2021-22	-	-	-	-	-	-	-	-	-
	2020-21	0.87	-	0.87	-	0.69	0.18	0.87	-	-
<b>Total</b>	2021-22	<b>202.04</b>	<b>33.86</b>	<b>0.74</b>	<b>235.16</b>	<b>144.79</b>	<b>24.16</b>	<b>0.74</b>	<b>168.21</b>	<b>66.95</b>
	2020-21	<b>181.23</b>	<b>23.35</b>	<b>2.54</b>	<b>202.04</b>	<b>125.19</b>	<b>22.14</b>	<b>2.54</b>	<b>144.79</b>	<b>57.25</b>

### Notes

- (a) Deductions / adjustments represent Intangible Assets de-recognised from the Financial Statements since no future economic benefit is expected.
- (b) The Group has not revalued its Intangible Assets since the Group has adopted cost model as its accounting policy to an entire class of Intangible Assets in accordance with Ind AS 38.

## 11 Intangible Assets under Development

₹ in Crores

Particulars	Year	As at the beginning of the year	Additions	Capitalised	As at the end of the year
Mine Development	2021-22	29.73	44.35	32.22	41.86
	2020-21	26.10	21.69	18.06	29.73

### Notes

- (a) Refer Note No.61(d) for information relating to Ageing Schedule of Intangible Assets under Development.
- (b) The Group do not have mine development activity which was either suspended or whose cost has been exceeded as per the original plan.

# Notes to the Consolidated Financial Statements

For the year ended 31<sup>st</sup> March 2022

## 12 Investments in Associates (Accounted using Equity Method)

₹ in Crores

Particulars	Face Value ₹ per Share	31-03-2022		31-03-2021	
		Numbers	Amount	Numbers	Amount
<b>Quoted Investments - Fully paid up Equity Shares</b>					
Ramco Systems Limited	10	59,85,632	126.07	59,85,632	139.93
Ramco Industries Limited	1	1,34,62,500	137.82	1,34,62,500	121.71
Rajapalayam Mills Limited	10	33,150	1.79	25,600	1.25
<b>Total Quoted Investments</b>	<b>(A)</b>		<b>265.68</b>		<b>262.89</b>
<b>Unquoted Investments - Fully paid up Equity Shares</b>					
Madurai Transcarrier Limited	1	5,37,50,000	3.61	5,37,50,000	3.61
Lynks Logistics Limited	1	50,14,16,202	-	50,14,16,202	12.59
<b>Total Unquoted Investments</b>	<b>(B)</b>		<b>3.61</b>		<b>16.20</b>
<b>Total Investments in Associates</b>	<b>(A) + (B)</b>		<b>269.29</b>		<b>279.09</b>
<b>Aggregate Market Value of Quoted Investments</b>			<b>444.95</b>		<b>664.31</b>

### Notes

- (a) The carrying amount of Investment in Associates is tested for impairment in accordance with Ind AS 36. These investments are strategic and long term in nature. Impairment testing is carried out for listed securities based on fair market value as per stock exchange. However, in case of unlisted securities, impairment testing is carried out based on the recent trade transactions with third parties or DCF method, wherever applicable. Accordingly, no impairment is considered necessary as at the reporting date, except for reduction in the investments by virtue of share of loss in associates.
- (b) Refer Note No.54 for information about interests in Associates using equity method.

## 13 Other Investments

₹ in Crores

Particulars	Face Value ₹ per Share	31-03-2022		31-03-2021	
		Numbers	Amount	Numbers	Amount
<b>Quoted Investments</b>					
<b>Equity Investments fully paid up (designated at FVTOCI)</b>					
India Cements Limited	10	58	0.00	58	0.00
Andhra Cements Limited	10	27	0.00	27	0.00
Housing Development Finance Corporation Limited	2	17,400	4.16	17,400	4.34
HDFC Bank Limited	1	5,000	0.73	5,000	0.75
<b>Sub-total</b>			<b>4.89</b>		<b>5.09</b>
<b>Investments in Mutual Funds (measured at FVTPL)</b>					
HDFC Mutual Fund	10	5,54,097	0.78	5,19,625	0.66
<b>Sub-total</b>			<b>0.78</b>		<b>0.66</b>
<b>Total Quoted Investments</b>	<b>(A)</b>		<b>5.67</b>		<b>5.75</b>
<b>Aggregate Market Value of Quoted Investments</b>			<b>5.67</b>		<b>5.75</b>
<b>Unquoted Investments - Fully paid up Equity Shares</b>					
<b>Other entities (designated at FVTOCI)</b>					
AP Gas Power Corporation Limited [Refer Note (a) below]	10	16,08,000	22.12	16,08,000	22.12
Sri Vishnu Shankar Mill Limited	10	2,100	0.01	2,100	0.01
Chennai Super Kings Cricket Limited	0.10	58	0.00	58	-
The Ramco Cements Employees' Co-operative Stores Ltd.	10	250	0.00	250	0.00
<b>Total Unquoted Investments</b>	<b>(B)</b>		<b>22.13</b>		<b>22.13</b>
<b>Total Other Investments</b>	<b>(A) + (B)</b>		<b>27.80</b>		<b>27.88</b>

# Notes to the Consolidated Financial Statements

For the year ended 31<sup>st</sup> March 2022

## Notes

- (a) The Group has invested ₹ 22.12 Crores in Andhra Pradesh Gas Power Corporation Limited (APGPCL) by purchasing its 16,08,000 equity shares. The investment entitles the Group to source 6 MW power from APGPCL at economical rates compared to the rates charged by AP State Electricity Board. Considering the subsequent availability of captive power source at its plant, in order to ensure optimum usage of entitled power, 3,08,200 shares (PY: 6,16,400 shares) are being held jointly with the related parties as at the reporting date. Consequently, the related parties have used the entitled power of 1.15 MW (PY: 2.30 MW) for which the charges were borne by them directly and balance power of 4.85 MW (PY: 3.70 MW) were used by the Group captive. The Group has collected 10 paise per unit for the power consumed by the related parties by virtue of joint entitlement of power. [Refer Note No.57(c)(5) & Refer Note No.57(a)(11)].
- (b) Refer Note No.58 for information about fair value hierarchy under Disclosure of Fair value measurements.

## 14 Loans (Non-current)

Particulars	₹ in Crores	
	31-03-2022	31-03-2021
<b>Secured and Considered Good</b>		
Loans to employees	4.45	5.14
Loans to service providers	4.56	3.49
<b>Unsecured and Considered Good</b>		
Loans to Associates [Refer Note No.57(c)(2)]	52.84	30.69
Loans to employees	4.37	3.81
<b>Total</b>	<b>66.22</b>	<b>43.13</b>

## Notes

- (a) Loans are non-derivative financial assets and are carried at Amortized Cost, which generate a fixed or variable interest income for the Group.
- (b) Secured Loans and considered good are covered by way of deposit of original title deeds / hypothecation of assets / creation of second charge of the underlying immovable properties.
- (c) Loans to Associates represent ₹ 52.84 Crores (PY: ₹ 30.69 Crores) towards outstanding loans in connection with funding for acquisition of capital asset.
- (d) The Group has not granted any loan or advance in the nature of loan to promoters, directors, KMPs and other related parties that are repayable on demand; or without specifying any terms or period of repayment.

## 15 Other Financial Assets (Non-current)

Particulars	₹ in Crores	
	31-03-2022	31-03-2021
<b>Unsecured and Considered Good</b>		
Security Deposits with related parties [Refer Note No.57(c)(3)]	6.90	-
Deposit with Government Departments	22.13	21.27
Fixed Deposits with Banks (maturity more than 12 months)	0.02	0.09
<b>Total</b>	<b>29.05</b>	<b>21.36</b>

## Notes

- (a) Security deposits with related parties, which was earlier classified under 'Loans' is now reclassified as 'Other Financial Assets' in accordance with amended Schedule III to the Companies Act 2013.
- (b) Fixed Deposits with Banks represent amount held as security towards Government departments.

# Notes to the Consolidated Financial Statements

For the year ended 31<sup>st</sup> March 2022

## 16 Other Non-Current Assets

Particulars	₹ in Crores	
	31-03-2022	31-03-2021
<b>Secured and Considered Good</b>		
Capital Advances	119.67	191.89
<b>Unsecured and Considered Good</b>		
Capital Advances	70.59	42.43
Deposits under protest, in Appeals	35.81	34.27
Balance/Claims with Government Departments [Refer Note (b) below]	2.75	2.77
Income Tax Refund receivable	4.59	5.37
Prepaid Expenses	17.55	13.94
<b>Total</b>	<b>250.96</b>	<b>290.67</b>

### Notes

- (a) Secured Capital Advances are covered by way of Bank guarantees.
- (b) The Group's petition filed against the judgement upholding the validity of "The Cess and Other Taxes on Minerals (Validation) Act, 1992" in the Supreme Court has been ruled in Group's favour. Pursuant to the above judgement, the Group is entitled to receive a sum of ₹ 1.50 Crores (PY: ₹ 1.50 Crores) from the Government of Tamil Nadu, which is included in 'Balance / Claims with Government Departments'.

## 17 Inventories (Valued at lower of Cost or Net Realisable Value)

Particulars	₹ in Crores	
	31-03-2022	31-03-2021
Raw materials	196.67	144.74
Stores and Spares	173.74	186.09
Fuel	340.62	157.23
Packing Materials	42.30	36.55
Work-in-progress	45.25	39.82
Finished goods	35.89	34.91
<b>Total</b>	<b>834.47</b>	<b>599.34</b>

### Notes

- (a) Goods in transit included in Inventories -

Particulars	₹ in Crores	
	31-03-2022	31-03-2021
Raw materials	11.17	1.86
Stores and Spares	0.03	0.02
<b>Total</b>	<b>11.20</b>	<b>1.88</b>

- (b) The Average Inventory Holding period stood at 44 days for the year ended 31-03-2022 (PY: 43 days).
- (c) The total carrying amount of inventories as at the reporting date has been pledged as security for Short term Borrowings.

# Notes to the Consolidated Financial Statements

For the year ended 31<sup>st</sup> March 2022

## 18 Trade Receivables

₹ in Crores

Particulars	31-03-2022	31-03-2021
Secured and considered good	173.69	263.76
Unsecured and considered good	177.02	112.16
Unsecured and which have significant increase in credit risk	6.25	6.80
Allowance for expected credit loss	(6.25)	(6.80)
<b>Total</b>	<b>350.71</b>	<b>375.92</b>

### Notes

(a) Unsecured Trade Receivables include dues from -

₹ in Crores

Particulars	31-03-2022	31-03-2021
- State Electricity Boards towards Sale of Power	96.15	44.29
- State Government departments towards Sale of Cement	14.65	24.05
- Other Related parties towards other services [Refer Note No. 57(c)(1)]	0.77	0.36
<b>Total</b>	<b>111.57</b>	<b>68.70</b>

- (b) Trade receivables are neither due from directors or other officers of the Group either severally or jointly with any other person, nor any trade or other receivables are due from firms or private companies respectively in which any director is a partner, a director or a member.
- (c) Trade receivables in respect of cement are generally non-interest bearing. The average collection period stood at 22 days for the year ended 31-03-2022 (PY: 31 days).
- (d) The receivables due from the related parties are furnished in Note No.57(c)(1).
- (e) The Group has received the money from the banks on account of factoring of certain receivables by assigning its rights and privileges to the banks pertaining to such receivables, amounting to ₹ 399.38 Crores (PY: ₹ 182.35 Crores) and thus reduced from the Trade receivables.
- (f) Refer Note No.59 & 61(e) for information about risk profile of Trade Receivables under Financial Risk Management and Ageing Schedule respectively.
- (g) The total carrying amount of trade receivables has been pledged as security for Short term Borrowings.

## 19 Cash and Cash Equivalents

₹ in Crores

Particulars	31-03-2022	31-03-2021
Cash on hand	0.08	0.08
Imprest balances	0.04	0.02
Balances with Banks in Current Account	146.06	108.01
<b>Total</b>	<b>146.18</b>	<b>108.11</b>

### Notes

- (a) Balance with Banks in Current Account include ₹ 1 Crore held by a foreign branch that operates in a country where repatriation restrictions is enforceable as at the reporting date.
- (b) Refer Note No.59 for information about risk profile of cash and cash equivalents and the amount of undrawn borrowing facilities under Financial Risk Management.



# Notes to the Consolidated Financial Statements

For the year ended 31<sup>st</sup> March 2022

## 20 Bank Balances other than Cash and Cash Equivalents

₹ in Crores

Particulars	31-03-2022	31-03-2021
Fixed Deposits with Banks (maturity of more than 3 months but less than 12 months)	30.07	29.11
Earmarked Balance with Banks for Unclaimed Dividend	2.23	6.61
<b>Total</b>	<b>32.30</b>	<b>35.72</b>

### Notes

(a) Fixed Deposits with Banks include - ₹ in Crores

Particulars	31-03-2022	31-03-2021
(i) Amount deposited by the Company as per the directions issued by Competition Appellate Tribunal in the matter of alleged cartelisation	25.86	25.86
(ii) Interest accrued on the above	4.04	3.10
(iii) Amount deposited which is held towards security to various Government departments	0.17	0.15

(b) During the previous year, Earmarked Balance with Banks for Unclaimed Dividend include ₹ 4.16 Crores pertaining to amount earmarked for TDS on Dividends for payment at the respective due date.

## 21 Loans (Current)

₹ in Crores

Particulars	31-03-2022	31-03-2021
<b>Secured and Considered Good</b>		
Loans to employees	3.45	3.44
Loans to service providers	4.85	6.38
<b>Unsecured and Considered Good</b>		
Loans to employees	5.30	4.75
Loans to service providers	0.02	-
<b>Total</b>	<b>13.62</b>	<b>14.57</b>

### Notes

- (a) Loans are non-derivative financial assets and are carried at Amortized Cost, which generate a fixed or variable interest income for the Group.
- (b) Secured Loans and considered good are covered by way of deposit of original title deeds / hypothecation of assets / creation of second charge of the underlying immovable properties.
- (c) The Group has not granted any loan or advance in the nature of loan to promoters, directors, KMPs and other related parties that are repayable on demand; or without specifying any terms or period of repayment.

## 22 Other Financial Assets (Current)

₹ in Crores

Particulars	31-03-2022	31-03-2021
<b>Secured and Considered Good</b>		
Security Deposits with related parties [Refer Note No.57(c)(3)]	4.27	13.16
<b>Unsecured and Considered Good</b>		
Claims receivable	76.18	61.61
Advance recoverable in cash	6.88	5.39
Deposits with Government Departments	0.84	0.76
Industrial Promotion Assistance receivable	60.40	60.40
Interest receivable	1.17	1.12
Unbilled Revenue	8.45	6.93
<b>Total</b>	<b>158.19</b>	<b>149.37</b>

# Notes to the Consolidated Financial Statements

For the year ended 31<sup>st</sup> March 2022

## Notes

- (a) Security deposits with related parties, which was earlier classified under 'Loans' was reclassified as 'Other Financial Assets' in accordance with amended Schedule III to the Companies Act 2013.
- (b) Industrial Promotion Assistance receivable represents amount receivable from Government of Andhra Pradesh.
- (c) Unbilled Revenue being Contract assets represent power transmitted to grid and provided technology services to its customers, for which the billing is done in the subsequent period as per the terms agreed with customer including the billing cycle.
- (d) Changes in Entity's balances of Contract assets required under Para 118 of Ind AS 115, Revenue from Contracts with Customers is given below:

Particulars	₹ in Crores	
	31-03-2022	31-03-2021
Unbilled Revenue as at 1 <sup>st</sup> April	6.93	5.31
Add: Generation of windpower net of wheeling and banking during the year [Refer Note No.40]	72.89	69.50
Revenue Recognition for Information Technology Services during the year	8.36	7.82
Less: Net Billing done during the year	79.73	75.70
<b>Unbilled Revenue as at 31<sup>st</sup> March</b>	<b>8.45</b>	<b>6.93</b>

- (e) Refer Note No.61(f) for information relating to Ageing Schedule for Unbilled Revenue.

## 23 Current Tax Assets, net

Particulars	₹ in Crores	
	31-03-2022	31-03-2021
Advance Income Tax, Self Assessment Tax & Tax deducted at source	0.74	1.13
<b>Total</b>	<b>0.74</b>	<b>1.13</b>

**Note:** Advance Income Tax, Self Assessment Tax and Tax deducted at source is netted against the provision of tax of ₹ 165.18 Crores (PY: ₹ 243.45 Crores).

## 24 Other Current Assets

Particulars	₹ in Crores	
	31-03-2022	31-03-2021
<b>Unsecured and Considered Good</b>		
Balance/Claims with Government Departments	14.88	11.38
Advances to Suppliers & Service providers [Refer Note (a) below]	59.66	44.87
Advances to employees	0.07	0.03
Tax Credit - Indirect taxes [Refer Note (b) below]	67.32	96.96
Prepaid Expenses	29.23	21.51
<b>Total</b>	<b>171.16</b>	<b>174.75</b>

## Notes

- (a) Unadjusted advances pertaining to related parties of ₹ 2.17 Crores (PY: Nil) included in Advances to Suppliers & Service providers are included in Note No.57(c)(3).
- (b) Tax Credit - Indirect taxes represent un-utilised input tax credit availed under GST. These credits are available for set-off in the subsequent periods.

# Notes to the Consolidated Financial Statements

For the year ended 31<sup>st</sup> March 2022

## 25 Equity Share Capital

₹ in Crores

Particulars	31-03-2022	31-03-2021
<b>Authorised</b>		
25,00,00,000 Equity Shares of ₹ 1/- each (PY: 25,00,00,000 Equity Shares of ₹ 1/- each)	25.00	25.00
<b>Issued, Subscribed and Fully paid-up</b>		
23,62,92,380 Equity Shares of ₹ 1/- each (PY: 23,58,89,945 Equity Shares of ₹ 1/- each)	23.63	23.59

**Note:** 2,33,600 bonus shares (PY: 2,33,600 bonus shares) of ₹ 1/- each remain unallotted pending completion of required formalities.

### (i) Reconciliation of the number of shares

Particulars	31-03-2022	31-03-2021
No. of equity shares at the beginning of the year	23,58,89,945	23,55,76,780
Shares allotted pursuant to exercise of stock options	4,02,435	3,13,165
No. of Equity shares at the end of the year	23,62,92,380	23,58,89,945

### (ii) Term/Rights/Restrictions attached to Equity Shares

The Company has one class of equity shares having a face value of ₹ 1/- each. Each shareholder is eligible for one vote per share held. The Company declares and pays dividend in Indian Rupees. In the event of liquidation of the Company, the equity shareholders will be entitled to receive remaining assets of the Company, after distribution of all preferential amounts. The distribution will be in proportion to the number of equity shares held by the shareholders.

### (iii) Shareholders holding more than 5 percent in the Company

Particulars	31-03-2022		31-03-2021	
	No. of Shares	% of holding	No. of Shares	% of holding
Ramco Industries Limited	5,04,75,795	21.36	4,99,00,245	21.15
Rajapalayam Mills Limited	3,26,25,264	13.81	3,30,65,000	14.02
Kotak Mahindra Mutual Fund	1,65,35,640	7.00	1,63,20,467	6.92
Life Insurance Corporation of India	1,61,66,688	6.84	89,83,735	3.81

Particulars	31-03-2022	31-03-2021
(iv) Aggregate number of equity shares of ₹ 1/- each bought back during the period of five years immediately preceding the reporting date	25,00,000	25,00,000
(v) Number of Equity Shares of ₹ 1/- each reserved for issue under Employee Stock Options Scheme, 2018. Refer Note No. 51 for terms, conditions and other disclosures as per Ind AS 102	-	4,02,435

# Notes to the Consolidated Financial Statements

For the year ended 31<sup>st</sup> March 2022

## (vi) Shareholding of Promoters

Name of the Promoter	Shares held by Promoters at the end of the year		
	No. of Shares	% of total shares	% change during the year
<b>PROMOTER</b>			
P.R.Venketrana Raja	17,46,460	0.74	-0.09
<b>PROMOTER GROUP</b>			
Ramco Industries Limited	5,04,75,795	21.36	0.21
Rajapalayam Mills Limited	3,26,25,264	13.81	-0.21
Sri Vishnu Shankar Mill Limited	30,94,200	1.31	-
The Ramaraju Surgical Cotton Mills Limited	33,13,175	1.40	-
Sudharsanam Investments Limited	29,82,600	1.26	-
Saradha Deepa	16,83,960	0.71	-0.12
Nalina Ramalakshmi	19,36,460	0.82	-0.01
Ramachandra Raja Chittammal	7,36,000	0.31	-
R Sudarsanam	12,86,960	0.55	-
S.R.Srirama Raja	1,20,000	0.05	-
N.R.K.Ramkumar Raja	16,000	0.01	-
<b>Total</b>	<b>10,00,16,874</b>	<b>42.33</b>	<b>-0.22</b>

## 26 Other Equity

### Capital Redemption Reserve

₹ in Crores

Particulars	31-03-2022	31-03-2021
Balance as per last Financial Statement	1.63	1.63

#### Nature of Reserve

Capital Redemption Reserve was created for a sum equivalent to its face value at the time of Buy-back of Shares. The Group can use this reserve for issuing fully paid up Bonus shares.

### Capital Reserve on Consolidation

₹ in Crores

Particulars	31-03-2022	31-03-2021
Balance as per last Financial Statement	52.99	52.99
Less: Transfer to General Reserve	8.27	-
<b>Total</b>	<b>44.72</b>	<b>52.99</b>

#### Nature of Reserve

Capital Reserve on consolidation represents excess of the Parents' share of the net fair value of the investments in Associates over the cost of the investment which is recognised directly in equity as capital reserve upon transition to Ind AS.

### Securities Premium

₹ in Crores

Particulars	31-03-2022	31-03-2021
Balance as per last Financial Statement	22.24	-
Add: Amount transferred from Employee Stock Options Reserve pursuant to exercise of stock options	26.10	20.68
Add: Amount transferred from Share Application Money pending allotment pursuant to exercise of stock options	2.25	1.56
<b>Total</b>	<b>50.59</b>	<b>22.24</b>

#### Nature of Reserve

Securities Premium was credited when shares are issued at a premium. The Group can use this reserve to issue bonus shares, to provide for premium on redemption of shares or debentures, preliminary expenses and the commission paid or discount allowed on, any issue of shares or debentures of the Group.

# Notes to the Consolidated Financial Statements

For the year ended 31<sup>st</sup> March 2022

General Reserve		₹ in Crores	
Particulars	31-03-2022	31-03-2021	
Balance as per last Financial Statement	5,354.00	4,668.93	
Add: Amount transferred from Retained Earnings & Capital Reserve	898.52	685.07	
<b>Total</b>	<b>6,252.52</b>	<b>5,354.00</b>	

## Nature of Reserve

General Reserve represents the statutory reserve in accordance with Companies Act, 2013 wherein a portion of profit is apportioned to general reserve. Under Companies Act, 1956 it was mandatory to transfer amount before a Group can declare dividend, however under Companies Act, 2013 transfer of any amount to General reserve is at the discretion of the Group.

Employee Stock Options Reserve		₹ in Crores	
Particulars	31-03-2022	31-03-2021	
Balance as per last Financial Statement	20.38	21.52	
Add: Reserve created for fair value of ESOPs recognised over the vesting period	5.72	19.54	
Less: Amount transferred to Securities Premium pursuant to exercise of stock options	26.10	20.68	
<b>Total</b>	<b>-</b>	<b>20.38</b>	

## Nature of Reserve

The share based payment reserve represent amount recognised towards the value of equity-settled share based payments granted to employees under ESOS 2018.

Retained Earnings		₹ in Crores	
Particulars	31-03-2022	31-03-2021	
Balance as per last Financial Statement	246.70	224.24	
Add: Profit for the year	881.48	783.64	
Add: Transfer from FVTOCI Reserve	(2.60)	(5.27)	
<b>Balance available for Appropriations</b>	<b>1,125.58</b>	<b>1,002.61</b>	
<b>Less: Appropriations</b>			
Interim Dividend (₹ 3/- per share for the year 2020-21)	-	66.68	
Tax deducted at Source on Interim Dividend	-	4.16	
Transfer to General reserve	890.25	685.07	
<b>Total Appropriations</b>	<b>890.25</b>	<b>755.91</b>	
<b>Total</b>	<b>235.33</b>	<b>246.70</b>	

## Nature of Reserve

Retained Earnings represent the undistributed profits of the Group remaining after transfer to other Reserves.

Fair Value through Other Comprehensive Income Reserve (FVTOCI Reserve)		₹ in Crores	
Particulars	31-03-2022	31-03-2021	
Balance as per last Financial Statement	10.17	8.48	
Add: Other Comprehensive Income for the year	(2.60)	(3.58)	
<b>Sub-total</b>	<b>7.57</b>	<b>4.90</b>	
Less: Transfer to Retained Earnings	(2.60)	(5.27)	
<b>Total</b>	<b>10.17</b>	<b>10.17</b>	

## Nature of Reserve

Fair Value through Other Comprehensive Income Reserve represents the balance in equity for items to be accounted in Other Comprehensive Income (OCI). The Group has opted to recognise the changes in the fair value of certain investments in equity instruments and remeasurement of defined benefit obligations in OCI. The Group transfers amounts from this reserve to Retained Earnings in case of actuarial loss / gain and in case of fair value recognition of equity instrument, the same will be transferred when the respective equity instruments are derecognised.

<b>Total</b>	<b>6,594.96</b>	<b>5,708.11</b>	
--------------	-----------------	-----------------	--

# Notes to the Consolidated Financial Statements

For the year ended 31<sup>st</sup> March 2022

## 26a Non-controlling Interests

₹ in Crores

Particulars	31-03-2022	31-03-2021
Share of Capital in Subsidiaries	0.57	0.57
Share of Profit in Subsidiaries	6.20	5.74
<b>Total</b>	<b>6.77</b>	<b>6.31</b>

## 27 Long Term Borrowings

₹ in Crores

Particulars	31-03-2022	31-03-2021
<b>Secured</b>		
Redeemable Non Convertible Debentures (NCDs) at par		
6.90% Non Convertible Debentures Series C	-	100.00
7.00% Non Convertible Debentures Series D	100.00	100.00
5.50% Non Convertible Debentures Series E	195.00	195.00
5.50% Non Convertible Debentures Series F	100.00	200.00
6.90% Non Convertible Debentures Series G	150.00	-
6.90% Non Convertible Debentures Series H	150.00	-
Term Loans from Banks	1,989.97	1,350.83
Soft Loan from Government	107.16	135.39
<b>Unsecured</b>		
Interest free Deferred Sales tax liability	65.16	81.40
<b>Total</b>	<b>2,857.29</b>	<b>2,162.62</b>

### Notes

#### (a) Redeemable Non-Convertible Debentures (NCDs)

- Pari-Passu first charge by way of hypothecation on the movable fixed assets of the Company (both present and future), excluding vehicles for all series of NCDs issued by the Company.*
- Pari-Passu first charge by way of mortgage on the Immovable properties of the Company (both present and future) relating to the Company's cement plant at Alathiyur, Tamil Nadu for series C, D, E & F.*
- The debentures are repayable on the specified due dates. The rate of interest and redemption dates of debentures starting from farthest redemption is given below:*

Particulars	Maturity Date	No. of Instalments	₹ in Crores
Series H - 6.90% Non Convertible Debentures	24-03-2027	1	150.00
Series G - 6.90% Non Convertible Debentures	24-12-2026	1	150.00
Series E - 5.50% Non Convertible Debentures	20-05-2024	1	195.00
Series D - 7.00% Non Convertible Debentures	26-05-2023	1	100.00
Series F - 5.50% Non Convertible Debentures	26-04-2023	1	100.00
Series F - 5.50% Non Convertible Debentures	24-02-2023	1	100.00
Series C - 6.90% Non Convertible Debentures	26-08-2022	1	100.00
<b>Sub-Total</b>		<b>7</b>	<b>895.00</b>
Less: Transferred to Current maturities of Long term borrowings (Refer Note No.32)		2	200.00
<b>Total</b>		<b>5</b>	<b>695.00</b>

- As per Companies (Share capital and Debentures) Amendment Rules 2019 notified on 16-08-2019, Debenture Redemption Reserve is not required to be created for privately placed debentures issued by listed companies. Since the Group has issued debentures by way of private placement, the debenture redemption reserve is not created.*

# Notes to the Consolidated Financial Statements

For the year ended 31<sup>st</sup> March 2022

## (b) Term Loans from Banks

(i) *Pari-passu first charge, by way of hypothecation, on the entire movable fixed assets of the Company both present and future.*

(ii) *The maturity profile of the term loans repayable on various due dates are grouped as given below:*

Repayment Due	No. of Monthly Instalments	₹ in Crores
2022 - 23	12	320.82
2023 - 24	12	546.24
2024 - 25	12	644.17
2025 - 26	12	520.81
2026 - 27	8	170.00
2027 - 28	7	108.75
<b>Sub-total</b>	<b>63</b>	<b>2,310.79</b>
Less: Transferred to Current maturities of Long term borrowings [Refer Note No.32]	12	320.82
<b>Total</b>	<b>51</b>	<b>1,989.97</b>

(iii) *The details of Term Loan from Banks and its covenants are summarized below:*

Particulars	Interest Rate linked to	Interest Reset Frequency	₹ in Crores
5.25% Axis Bank repayable in 16 equal quarterly instalments	Repo Rate	Quarterly	50.00
5.40% Axis Bank repayable in 1 instalment	1 year G-Sec	Annual	75.00
5.45% Axis Bank repayable in 1 instalment	1 year G-Sec	Half yearly	125.00
5.45% Axis Bank repayable 16 equal quarterly instalments	1 year G-Sec	Half yearly	30.00
5.25% Axis Bank repayable in 16 equal quarterly instalments	Repo Rate	Quarterly	70.00
6.10% HDFC Bank repayable in 20 equal quarterly instalments	Repo Rate	Quarterly	532.46
5.50% HDFC Bank repayable in 20 equal quarterly instalments	Repo Rate	Quarterly	2.38
5.25% HDFC Bank repayable in 20 equal quarterly instalments	Repo Rate	Quarterly	155.11
5.29% HDFC Bank repayable in 16 equal quarterly instalments	1 month T-Bill	Monthly	107.04
5.27% HDFC Bank repayable in 16 equal quarterly instalments	1 month T-Bill	Monthly	9.27
5.26% HDFC Bank repayable in 16 equal quarterly instalments	1 month T-Bill	Monthly	26.00
5.36% HDFC Bank repayable in 16 equal quarterly instalments	1 month T-Bill	Monthly	18.71
5.24% HDFC Bank repayable in 16 equal quarterly instalments	1 month T-Bill	Monthly	235.61
5.17% HDFC Bank repayable in 16 equal quarterly instalments	1 month T-Bill	Monthly	9.89
5.19% HDFC Bank repayable in 16 equal quarterly instalments	1 month T-Bill	Monthly	1.60
5.22% HDFC Bank repayable in 16 equal quarterly instalments	1 month T-Bill	Monthly	0.61
5.25% HDFC Bank repayable in 16 equal quarterly instalments	1 month T-Bill	Monthly	26.12
5.33% HDFC Bank repayable in 16 equal quarterly instalments	1 month T-Bill	Monthly	65.15
5.90% Kotak Mahindra Bank repayable in 12 equal quarterly instalments	Repo Rate	Quarterly	133.34
5.54% HSBC Bank repayable in 16 quarterly instalments	3 month T-Bill	Quarterly	50.00
5.25% HSBC Bank repayable in 2 equal instalments	1 year T-Bill	Yearly	200.00
5.90% HSBC Bank repayable in 12 equal quarterly instalments	1 month T-Bill	Monthly	87.50
5.50% HSBC Bank repayable in 2 equal yearly instalments	3 month T-Bill	Quarterly	100.00
5.50% HSBC Bank repayable in 3 equal half-yearly instalments	3 month T-Bill	Quarterly	200.00
<b>Total</b>			<b>2,310.79</b>

# Notes to the Consolidated Financial Statements

For the year ended 31<sup>st</sup> March 2022

## (c) Soft Loan from Government

- (i) The Group has opted to apply the fair value measurements for the loans availed at a concessional rate prospectively and accordingly, the Group has used its previous GAAP carrying amount of the loan at the date of transition to Ind AS as the carrying amount of the loan in the opening Ind AS Balance sheet. The Group has measured the loans at fair value which are availed at a concessional rate subsequent to transition date. The difference between fair value of the loan and the carrying amount is classified as Deferred Grant.

Particulars	₹ in Crores	
	31-03-2022	31-03-2021
Balance as at the beginning of the year	135.39	133.11
Add: Interest on the fair value of soft loan as at the reporting date	2.51	2.28
<b>Sub-total</b>	<b>137.90</b>	<b>135.39</b>
Less: Transferred to Current maturities of Long term borrowings [Refer Note No.32]	30.74	-
<b>Total</b>	<b>107.16</b>	<b>135.39</b>

- (ii) *Pari-Passus* first charge, by way of hypothecation on the movable fixed assets and mortgage on the immovable properties pertaining to Cement unit located in Ariyalur, Expansion at Ramasamyraja nagar Plant, Grinding units at Chengalpattu and Salem.
- (iii) This loan carries an interest rate of 0.10% p.a. and are repayable upon completion of 10<sup>th</sup> year from the date of availment.
- (iv) Undiscounted value of the non-current portion of soft loan from government being, ₹ 122.30 Crores (Fair value as at the reporting date is ₹ 107.16 Crores), are repayable as per the schedule given below:

Repayment Due	No.of Instalments	₹ in Crores
April 2022	1	30.74
April 2023	1	50.01
April 2024	1	30.02
April 2025	1	18.60
April 2026	1	10.00
April 2027	1	5.74
April 2028	1	4.95
April 2029	1	2.98
<b>Sub-total</b>	<b>8</b>	<b>153.04</b>
Less: Transferred to Current maturities of Long term borrowings [Refer Note No.32]	1	30.74
<b>Total</b>	<b>7</b>	<b>122.30</b>

## (d) Interest free Deferred Sales tax Liability

- (i) The Group has opted to apply the fair value measurements for the loans availed at a concessional rate prospectively and accordingly, the Group has used its previous GAAP carrying amount of the loan at the date of transition to Ind AS as the carrying amount of the loan in the opening Ind AS Balance sheet. The Group has not availed any interest free loan after the transition date.
- (ii) The Group has availed Interest free Deferred Sales tax liability from State Government under Deferral Sales tax scheme for the Investments made in Alathiyur and Jayanthipuram plant, which are measured at transaction value.



# Notes to the Consolidated Financial Statements

For the year ended 31<sup>st</sup> March 2022

(iii) The maturity profile of Interest free Deferred Sales tax liability is given below:

Repayment Due	No. of Instalments	₹ in Crores
2022 - 23	4	16.24
2023 - 24	9	38.21
2024 - 25	4	18.64
2025 - 26	3	8.31
<b>Sub-total</b>	<b>20</b>	<b>81.40</b>
Less: Transferred to Current maturities of Long term borrowings [Refer Note No.32]	4	16.24
<b>Total</b>	<b>16</b>	<b>65.16</b>

(e) The disclosures with regard to borrowings of large corporates in terms of SEBI Circular No. SEBI/HO/DDHS/CIR/P/2018/144 dated 26-11-2018 is as below:

Particulars	₹ in Crores
(i) 2-year block period (Financial years: T, T+1)	FY 2021-22 & FY 2022-23
(ii) Incremental borrowings done in FY 2021-22 (T)	1,583.30
(iii) Mandatory borrowing to be done through issuance of debt securities [25% of ii]	395.83
(iv) Actual borrowings done through debt securities, Non-convertible debentures in FY (T)	300.00
(v) Shortfall in the borrowing through debt securities, if any for FY (T-1) carried forward to FY (T)	-
(vi) Quantum of (v), which has been met from (iv)	-
(vii) Shortfall, if any, in the mandatory borrowings through debt securities for FY (T)	95.83

T & T+1 refers to FY 2021-22 and FY 2022-23 respectively. The requirement of mandatory incremental borrowing by a large corporate i.e Company, need to be met over contiguous block of two years i.e T & T+1.

- (f) The Group has used the borrowings from banks and financial institutions for the specific purpose for which it was taken as at the reporting date.
- (g) Registration, Modification and Satisfaction of charges relating to the year under review, had been filed with the ROC, within the prescribed time or within the extended time requiring the payment of additional fees.
- (h) Refer Note No.59 for information about risk profile of borrowings under Financial Risk Management.

## 28 Lease Liabilities

Particulars	₹ in Crores	
	31-03-2022	31-03-2021
Lease Liabilities [Refer Note No.52]	19.58	7.95
<b>Total</b>	<b>19.58</b>	<b>7.95</b>

## 29 Provisions (Long term)

Particulars	₹ in Crores	
	31-03-2022	31-03-2021
Provision for Mines Restoration Obligation	41.25	32.06
<b>Total</b>	<b>41.25</b>	<b>32.06</b>

### Notes

- (a) The Group provides for the expenses at fair value that are required to restore the mines based on the estimated mineral reserves available and is included in Cost of materials consumed. The unwinding of discount on provisions is shown as Finance Costs in the Statement of Profit and Loss.

# Notes to the Consolidated Financial Statements

For the year ended 31<sup>st</sup> March 2022

(b) Movement in Provisions for Mines Restoration Obligation

₹ in Crores

Particulars	31-03-2022	31-03-2021
Carrying amount as at the beginning of the year	32.06	24.03
Add: Provision created during the year	5.68	5.31
Add: Unwinding of discount on provisions	3.51	2.72
<b>Carrying amount as at the end of the year</b>	<b>41.25</b>	<b>32.06</b>

## 30 Deferred Tax Liabilities, net

₹ in Crores

Particulars	As at 01-04-2020	MAT Credit Set off Utilised / Reversed	Recognised in Profit and Loss	As at 31-03-2021	MAT Credit Set off Utilised / Reversed	Recognised in Profit and Loss	As at 31-03-2022
Tax Impact on difference between book depreciation and depreciation under the Income Tax Act, 1961	997.66	-	116.65	1,114.31	-	(267.38)	846.93
Tax Impact on amortization of intangible assets	0.06	-	(0.06)	-	-	-	-
Tax impact on provision for compensated absences	(9.18)	-	(1.86)	(11.04)	-	2.27	(8.77)
Tax Impact on carry forward loss / unabsorbed depreciation	(2.10)	-	1.15	(0.95)	-	0.29	(0.66)
Tax impact on allowance for expected credit losses	(2.31)	-	(0.07)	(2.38)	-	0.81	(1.57)
Tax Impact on Lease Accounting as per Ind AS 116	(0.02)	-	(0.16)	(0.18)	-	(0.08)	(0.26)
Tax Impact on Asset related subsidy from Government	(0.08)	-	0.02	(0.06)	-	0.04	(0.02)
Tax Impact on Remeasurement gains and (losses) on defined benefit obligations (net)	-	-	-	-	-	(0.05)	(0.05)
Tax Impact on capitalisation of borrowing cost as per ICDS	-	-	-	-	-	(4.22)	(4.22)
Unused tax credits (i.e) MAT Credit Entitlement	(64.93)	35.84	19.29	(9.80)	4.63	(0.39)	(5.56)
Tax Impact on unrealised profit on assets	(6.80)	-	0.52	(6.28)	-	2.08	(4.20)
Others	(0.51)	-	-	(0.51)	-	0.13	(0.38)
<b>Total</b>	<b>911.79</b>	<b>35.84</b>	<b>135.48</b>	<b>1,083.11</b>	<b>4.63</b>	<b>(266.50)</b>	<b>821.24</b>

## Reconciliation of Deferred tax Liabilities, net

₹ in Crores

Particulars	31-03-2022	31-03-2021
<b>Balance at the beginning of the year</b>	<b>1,083.11</b>	<b>911.79</b>
Deferred Tax Expense recognised for profit before share of profit of Associates	(266.72)	135.31
Deferred Tax Expense / (Credit) recognised in share of profit of Associates	0.27	0.17
Deferred Tax Expense / (Credit) during the year recognised in OCI	(0.05)	-
MAT Credit Set-off utilised / (reversed) during the year	4.63	35.84
<b>Balance at the end of the year</b>	<b>821.24</b>	<b>1,083.11</b>

# Notes to the Consolidated Financial Statements

For the year ended 31<sup>st</sup> March 2022

Components of Tax Expenses		₹ in Crores	
Particulars	31-03-2022	31-03-2021	
<b>(i) Profit or Loss Section</b>			
<b>Current Tax</b>			
Current Income Tax charge	166.01	246.22	
Current Tax adjustments of earlier years	6.67	(1.61)	
<b>Deferred Tax</b>			
Relating to the origination and reversal of temporary differences	41.56	117.12	
MAT Credit (recognition) / reversal	4.24	(0.59)	
Deferred Tax adjustments of earlier years	(307.89)	18.78	
<b>Total Tax Expenses recognised in Profit or Loss section</b>	<b>(89.41)</b>	<b>379.92</b>	
<b>(ii) Other Comprehensive Income Section</b>			
Current Tax charge/(credit) on remeasurement losses on defined benefit obligations, net	(0.88)	(2.77)	
<b>Total Tax Credit to OCI</b>	<b>(0.88)</b>	<b>(2.77)</b>	
<b>(iii) Total Tax Expenses recognised in Statement of Profit and Loss (i) + (ii)</b>	<b>(90.29)</b>	<b>377.15</b>	

Reconciliation of the Income tax provision to the amount computed by applying the statutory Income tax rate to the Income before taxes is summarised below:

		₹ in Crores	
Particulars	31-03-2022	31-03-2021	
<b>Accounting Profit before Tax (including OCI)</b>	<b>799.76</b>	<b>1,137.50</b>	
Corporate Tax Rate %	25.168%	34.944%	
<b>Computed Tax Expense</b>	<b>201.28</b>	<b>397.49</b>	
<b>Increase/(reduction) in taxes on account of:</b>			
Tax adjustments of earlier years	7.42	17.17	
Non-deductible expenses	6.26	9.54	
Income exempt / eligible for deduction under chapter VI-A	(0.23)	(43.04)	
Additional allowances / deductions for tax purposes	(0.94)	(4.03)	
Change in tax rate during the year	(304.01)	-	
Different tax rates / tax adjustments upon consolidation between members of the group	(0.07)	0.02	
<b>Tax Expenses recognised in the Statement of Profit and Loss</b>	<b>(90.29)</b>	<b>377.15</b>	

## Notes

- The Group has an irrevocable option of shifting to a lower tax rate and simultaneously forgo certain tax incentives, deductions and accumulated MAT credit as per Section 115BAA in the Income Tax Act, 1961. In view of the overall tax benefits available under Section 115BAA, the Parent Company has opted for shifting to lower tax regime from FY 2021-22 onwards. Accordingly, the Parent Company has restated the net deferred tax liability as at 01-04-2021 in accordance with the reduced tax rates i.e 25.168% as against the old tax rate i.e 34.944% and thus reversed ₹ 304.01 Crores during the year ended 31-03-2022. However, the subsidiary companies included in the Group continue to provide for income tax at the old rates, in view of benefits available under old tax regime.
- Tax adjustments of earlier years represent amount provided for / written back based on recent assessment orders.
- A deferred tax liability in respect of temporary differences related to undistributed profit in subsidiaries has not been recognised because the Group control the dividend policy of its subsidiaries and the management is satisfied that they are not expecting to distribute profit in the foreseeable future.
- The Company has applied Nil rate of tax on undistributed profits of subsidiaries / associates and thus has not recognised deferred tax in view of dividends were exempt from tax under the erstwhile Section 10(34) of Income Tax Act, 1961 for the period upto 31-03-2020, or entitlement of deduction computed under Section 80M in respect of inter-corporate dividends, from 01-04-2020.

# Notes to the Consolidated Financial Statements

For the year ended 31<sup>st</sup> March 2022

## 31 Deferred Government Grants (Non-current)

₹ in Crores

Particulars	31-03-2022	31-03-2021
Deferred Government Grant	10.07	11.45
<b>Total</b>	<b>10.07</b>	<b>11.45</b>

### Notes

(a) Deferred Government Grants comprises of -

- Fair value of Interest benefit below market rate of Interest pertaining to Soft Loan from Government is recognised as Deferred Grant and amortized over the useful life of the underlying PPE as Grant Income in the Statement of Profit and Loss.
- Industrial Promotion Assistance (IPA) provided by Department of Industries, Government of Andhra Pradesh towards creation of infrastructure facilities is recognised as 'Grant Income' over the useful life of the underlying PPE.

(b) Movement in Government Grants

₹ in Crores

Particulars	31-03-2022	31-03-2021
As at the beginning of the year	12.83	14.21
Less: Recognised as Grant Income in the Statement of Profit and Loss [Refer Note No.40]	1.38	1.38
<b>Total Deferred Government Grant</b>	<b>11.45</b>	<b>12.83</b>
Less: Current portion of Government Grant [Refer Note No.38]	1.38	1.38
<b>Non-Current Deferred Government Grants</b>	<b>10.07</b>	<b>11.45</b>

(c) There are no unfulfilled conditions or contingencies attached to these grants.

## 32 Short Term Borrowings

₹ in Crores

Particulars	31-03-2022	31-03-2021
<b>Secured</b>		
Loan from Banks	25.29	170.00
Current Maturities of Long Term Borrowings [Refer Note No.27]	551.56	616.98
<b>Unsecured</b>		
Loans and advances from Director [Refer Note No.57(c)(4)]	0.09	2.56
Loan from Banks	305.00	-
Current Maturities of Long Term Borrowings [Refer Note No.27]	16.24	-
Commercial Papers	174.48	149.56
<b>Total</b>	<b>1,072.66</b>	<b>939.10</b>

### Notes

(a) Short term Borrowings (other than Current maturities of Long term borrowings) are secured by way of first pari-passu hypothecation charge on trade receivables and inventories of the Company, present and future. The quarterly returns or statements filed by the Company with the banks or financial institutions are in agreement with the books of accounts.

(b) Current maturities of Long term Borrowings comprises of maturities towards:

₹ in Crores

Particulars	31-03-2022	31-03-2021
<b>Secured</b>		
Non-convertible debentures	200.00	195.00
Term Loan from Banks	320.82	421.98
Soft Loan from Government	30.74	-
<b>Unsecured</b>		
Interest Free Deferred Sales Tax Liability	16.24	-
<b>Total</b>	<b>567.80</b>	<b>616.98</b>

The details with regard to nature of security are furnished in Note No.27.

# Notes to the Consolidated Financial Statements

For the year ended 31<sup>st</sup> March 2022

- (c) Loans and Advances from Director represents amount due to Chairman and Managing Director, which carry an interest rate linked to SBI one-year Domestic Bulk Term Deposit Interest rate. The interest accrued during the year amounts to ₹ 0.09 Crores (PY: ₹ 0.13 Crores).
- (d) Other Short term borrowings availed during the year carry interest rates ranging from 4% to 7.50% p.a. in respect of Loan from Banks, 6.95% to 7.95% p.a. in respect of Cash credit and 3.57% to 4.10% p.a. in respect of Commercial Papers.
- (e) The Group has used the borrowings from banks and financial institutions for the specific purpose for which it was taken as at the reporting date.
- (f) Refer Note No.59 for information about risk profile of borrowings under Financial Risk Management.

## 33 Lease Liabilities

Particulars	₹ in Crores	
	31-03-2022	31-03-2021
Lease Liabilities [Refer Note No.52]	0.14	0.11
<b>Total</b>	<b>0.14</b>	<b>0.11</b>

## 34 Trade Payables

Particulars	₹ in Crores	
	31-03-2022	31-03-2021
Dues of Micro and Small Enterprises	13.06	4.15
Dues of Creditors other than Micro and Small Enterprises		
- Payables to Related parties [Refer Note No.57(c)(8)]	-	0.04
- Others	477.68	360.33
<b>Total</b>	<b>490.74</b>	<b>364.52</b>

### Notes

- (a) The disclosures as per the requirement of The Micro, Small and Medium Enterprises Development Act, 2006 are furnished in Note No.60.
- (b) The Average Payable period stood at 26 days for the year ended 31-03-2022 (PY: 24 days).
- (c) Refer Note No.59 for information about risk profile of Trade payables under Financial Risk Management.

## 35 Other Financial Liabilities

Particulars	₹ in Crores	
	31-03-2022	31-03-2021
Interest accrued	17.51	23.75
Unclaimed dividends	2.23	2.45
Unclaimed Matured Fixed Deposits	-	0.01
Security Deposits from		
- Associates [Refer Note No.57(c)(6)]	0.10	0.10
- Other related parties [Refer Note No.57(c)(5)]	0.12	0.23
- Customers	705.50	642.18
- Service providers	6.54	5.95
Payables for Capital Goods	151.25	141.57
Financial Guarantee Obligation [Refer Note No.49]	0.77	1.77
Book overdraft	9.54	69.29
Other payables	3.79	3.62
<b>Total</b>	<b>897.35</b>	<b>890.92</b>

# Notes to the Consolidated Financial Statements

For the year ended 31<sup>st</sup> March 2022

## Notes

- (a) Unclaimed Dividends / Fixed deposits represent amount not due for transfer to Investor Education and Protection Fund.
- (b) The Group has recognised financial guarantee obligation at fair value towards the Corporate Guarantees issued to the bankers on behalf of Related parties, and the same is recognised as other Income over the tenure of the Corporate Guarantee [Refer Note No.41].
- (c) The Payables for Capital Goods due to Related parties are furnished in Note No.57(c)(8).
- (d) The disclosures as per the requirement of The Micro, Small and Medium Enterprises Development Act, 2006 are furnished in Note No.60.

## 36 Other Current Liabilities

Particulars	₹ in Crores	
	31-03-2022	31-03-2021
Statutory liabilities payable	77.37	68.48
Deferred Revenue on Software implementation services	1.37	0.15
Advances from / Credit balances with Customers [Refer Note (a) & (b) below]	193.92	122.29
<b>Total</b>	<b>272.66</b>	<b>190.92</b>

## Notes

- (a) Advances / Credit balances with Customers represent contract liabilities for which performance obligations are pending as at the reporting date. These amounts are available for adjustment against subsequent supplies in future periods.
- (b) The Group has applied the exemption specified in Paragraph 121 of Ind AS 115, since all the goods supplied by the Group are due for delivery within the next 12 months.

## 37 Provisions (Short term)

Particulars	₹ in Crores	
	31-03-2022	31-03-2021
Provision for Compensated absences [Refer Note No.50]	34.85	31.70
Provision for disputed income tax liabilities	2.72	0.71
<b>Total</b>	<b>37.57</b>	<b>32.41</b>

## Notes

- (a) The Group provides for expenses towards compensated absences provided to its employees. The expense is recognized at the present value of the amount payable determined based on an independent external actuarial valuation as at the Balance Sheet date, using Projected Unit Credit Method.

Particulars	₹ in Crores	
	31-03-2022	31-03-2021
Carrying amount as at the beginning of the year	31.70	26.32
Add: Current Service Cost	1.53	1.26
Add: Interest Cost	2.04	1.64
Add: Actuarial Loss	3.60	5.72
Less: Benefits paid	4.02	3.24
<b>Carrying amount as at the end of the year</b>	<b>34.85</b>	<b>31.70</b>

- (c) The Group provides for income tax liability based on the various disallowances in the assessments.

# Notes to the Consolidated Financial Statements

For the year ended 31<sup>st</sup> March 2022

(d) Movement in Provisions for disputed income tax liabilities ₹ in Crores

Particulars	31-03-2022	31-03-2021
Carrying amount as at the beginning of the year	0.71	2.95
Add: Provision created based on disallowances in Assessment orders	2.01	-
Less: Tax adjustments based on Vivad Se Vishwas Scheme	-	0.63
Less: Excess tax provision written back during the year	-	1.61
<b>Carrying amount as at the end of the year</b>	<b>2.72</b>	<b>0.71</b>

## 38 Deferred Government Grants (Current)

₹ in Crores

Particulars	31-03-2022	31-03-2021
Deferred Government Grants [Refer Note No.31]	1.38	1.38
<b>Total</b>	<b>1.38</b>	<b>1.38</b>

## 39 Current Tax Liabilities, net

₹ in Crores

Particulars	31-03-2022	31-03-2021
Provision for Current tax (net of provision for tax)	10.19	0.01
<b>Total</b>	<b>10.19</b>	<b>0.01</b>

**Note:** Provision for Current tax is after netting of Advance Tax / TDS / Self Assessment Tax of ₹ 158.72 Crores (PY: ₹ 208.74 Crores).

## 40 Revenue from Operations

₹ in Crores

Particulars	31-03-2022	31-03-2021
<b>Sale of Products</b>		
<b>Domestic Sales</b>		
Cement	5,798.57	5,123.86
Dry Mortar Products	70.33	29.70
Ready Mix Concrete	14.81	11.92
<b>Export Sales</b>		
Cement - Direct Exports	4.00	0.02
Cement - Deemed Exports	9.12	15.86
Cement - Sale through Foreign branch	0.27	7.34
Dry Mortar Product - Direct Exports	0.01	-
Dry Mortar Product - Deemed Exports	0.08	-
<b>Other Operating Revenue</b>		
Sale of power generated from Windmills	72.89	69.50
Income from Manpower supply services	1.95	1.64
Income from Information technology services	8.36	7.82
Scrap Sales	21.92	14.00
Industrial Promotion Assistance	-	7.96
Deferred Grant Income [Refer Note No.31]	1.38	1.38
<b>Total</b>	<b>6,003.69</b>	<b>5,291.00</b>

# Notes to the Consolidated Financial Statements

For the year ended 31<sup>st</sup> March 2022

## Notes

(a) The disaggregation of revenue as required under Ind AS 115 is given below ₹ in Crores

Particulars	31-03-2022	31-03-2021
Gross Revenue from Operations	9,042.42	7,536.82
Less: Rebates & Discounts	1,357.80	778.02
Less: GST	1,680.93	1,467.80
<b>Revenue from Operations (net of GST)</b>	<b>6,003.69</b>	<b>5,291.00</b>

- (b) The Group has generated 26.59 Crore units (PY: 24.69 Crore units) net of wheeling and banking at windfarms for a monetary value of ₹ 72.89 Crores (PY: ₹ 69.50 Crores). Refer Note No.22(d) for information relating to changes in entity's contract assets.
- (c) Income recognised as Industrial Promotion Assistance represents amount receivable from Government of Andhra Pradesh under IDP 2015-20 Scheme. There are no unfulfilled conditions or contingencies attached to these grants.
- (d) The Group's Revenue from sale of products is recognised upon transfer of control of such products to the customer at a point in time. Revenue from windmills is recognised upon transmission of energy to the grids of state electricity boards. Revenue from Information Technology Services are recognised over time using an input method, since the customer simultaneously receives and consumes the benefit provided by the Group. Revenue from Manpower supply services are recognised at a point in time on a man-month basis as and when the services are rendered as per the agreed terms.
- (e) No single customer contributed 10% or more to the Group's revenue for the year ended 31-03-2022 and 31-03-2021.

## 41 Other Income

Particulars	31-03-2022	31-03-2021
Interest Income	11.32	9.17
Dividend Income	0.10	0.07
Lease Rental Receipts	9.71	9.90
Profit on sale of carbon credits	1.16	-
Gain on Exchange Difference, net	-	3.82
Fair value gain on Mutual Funds	0.07	0.21
Profit on Sale of Property, plant and equipment & Investment Property, net	-	0.09
Other non-operating income	5.64	7.11
<b>Total</b>	<b>28.00</b>	<b>30.37</b>

## Notes

(a) Interest Income comprises of amount recognised as income from financial assets that are measured at Amortized Cost calculated using effective interest rate method.

(b) Dividend Income comprises of amount received towards securities measured at: ₹ in Crores

Particulars	31-03-2022	31-03-2021
- Fair value through Profit and Loss (FVTPL)	0.05	0.04
- Fair value through Other Comprehensive Income (FVTOCI)	0.05	0.03
<b>Total</b>	<b>0.10</b>	<b>0.07</b>

- (c) Profit on sale of Carbon Credits of ₹ 1.16 Crores (PY: Nil) is presented after netting of directly attributable expenses to such income amounting to ₹ 1.59 Crores (PY: Nil).
- (d) The disclosures pertaining to lease rental receipts as required under Ind AS 116 are disclosed in Note No.52.
- (e) Other non-operating income of ₹ 5.64 Crores (PY: ₹ 7.11 Crores) is presented after netting of directly attributable expenses to such income amounting to ₹ 25.93 Crores (PY: Nil). It includes Duty Drawback from Customs towards Exports of ₹ 0.04 Crores (PY: ₹ 0.02 Crores) and fair value recognition of financial guarantee contracts of ₹ 1 Crore (PY: ₹ 1 Crore).



# Notes to the Consolidated Financial Statements

For the year ended 31<sup>st</sup> March 2022

## 42 Cost of Materials Consumed

₹ in Crores

Particulars	31-03-2022	31-03-2021
Opening Inventories	144.74	154.15
Add: Purchases	948.73	809.43
Less: Closing Inventories	196.67	144.74
<b>Total</b>	<b>896.80</b>	<b>818.84</b>
<b>Details of cost of materials consumed</b>		
Lime stone	331.33	275.31
Freight & Handling - Inter unit clinker transfer	174.88	161.83
Pozzolona Material	99.74	103.42
Gypsum	85.33	65.25
Purchased Clinker	39.43	101.86
Aggregates	33.05	23.31
Other Additives	113.23	71.96
Material handling expenses	19.81	15.90
<b>Total</b>	<b>896.80</b>	<b>818.84</b>

## 43 Changes in Inventories of Finished goods and Work-in-progress

₹ in Crores

Particulars	31-03-2022	31-03-2021
<b>Closing Stock</b>		
Finished Goods	35.89	34.91
Work-in-progress	45.25	39.82
	<b>81.14</b>	<b>74.73</b>
<b>Opening stock</b>		
Finished Goods	34.91	67.48
Work-in-progress	39.82	53.77
	<b>74.73</b>	<b>121.25</b>
<b>Total</b>	<b>(6.41)</b>	<b>46.52</b>

## 44 Employee Benefits Expense

₹ in Crores

Particulars	31-03-2022	31-03-2021
Salaries and Wages	354.84	331.05
Workmen and Staff welfare	39.44	35.33
Contribution to Provident Fund and other funds [Refer Note No.50]	38.64	40.87
Employee Stock Options Expense [Refer Note No.51]	5.72	19.54
<b>Sub-total</b>	<b>438.64</b>	<b>426.79</b>
Less: Amount recognised in Other Comprehensive Income	3.48	8.04
<b>Total</b>	<b>435.16</b>	<b>418.75</b>

### Notes

- (a) Amount recognised in Other Comprehensive Income represent remeasurement losses on defined benefit obligations i.e. Gratuity fund, recognised in OCI.

# Notes to the Consolidated Financial Statements

For the year ended 31<sup>st</sup> March 2022

- (b) Refer Note No.50 for disclosures pertaining to defined contribution plan and defined benefit obligations under Ind AS 19.
- (c) Refer Note No.62 for the information relating to amount of expenditure recognized in the carrying amount of an item of Property, Plant and Equipment in the course of its construction, included in Capital Work-in-Progress.
- (d) The Central Government has published 'The Code on Social Security, 2020' and 'Industrial Relations Code, 2020' ("the codes") in the Gazette of India, inter alia, subsuming various existing labour and industrial laws which deals with employees including post-employment period. The effective date of the code and the rules are yet to be notified. The impact of the legislative changes if any will be assessed and recognized post notification of relevant provisions.

## 45 Finance Costs

Particulars	₹ in Crores	
	31-03-2022	31-03-2021
Interest on Term loans	53.46	46.11
Interest on Debentures	41.77	32.77
Interest expense on lease liabilities [Refer Note No.52]	0.93	0.19
Others	16.24	8.55
<b>Total</b>	<b>112.40</b>	<b>87.62</b>

### Notes

- (a) Interest on Term loans and Debentures represent interest calculated using the effective interest rate method.
- (b) The above Finance Costs is net of capitalised portion of ₹ 102.41 Crores (PY: ₹ 100.25 Crores) attributable to the qualifying assets [Refer Note No.62].
- (c) Others include unwinding of discounts on provisions of ₹ 3.51 Crores (PY: ₹ 2.72 Crores) and ₹ 3.31 Crores (PY: Nil) towards interest on shortfall in payment of advance tax.
- (d) Refer Note No.59 for information about Interest rate risk exposure under Financial Risk Management.

## 46 Depreciation & Amortisation Expense

Particulars	₹ in Crores	
	31-03-2022	31-03-2021
Depreciation on Property, Plant & Equipment [Refer Note No.7]	380.35	340.71
Depreciation on Investment Property [Refer Note No.9]	1.70	2.01
Amortization of Intangible Assets [Refer Note No.10]	24.16	22.13
<b>Sub-total</b>	<b>406.21</b>	<b>364.85</b>
Less: Depreciation adjustments [Refer Notes below]	3.98	8.29
<b>Total</b>	<b>402.23</b>	<b>356.56</b>

### Notes

Depreciation adjustments comprise -

- (a) Amount capitalised or transferred to Capital Work-in-progress for ₹ 3.98 Crores (PY: ₹ 2 Crores) since future economic benefits embodied in an asset are absorbed in producing other assets [Refer Note No.62].
- (b) Amount transferred to Claims receivable of ₹ 6.29 Crores, during the previous year, by way of reversal of the concerned asset, which was earlier capitalised as part of cost of asset being CENVAT reversed under protest in the earlier years, owing to receipt of favorable order from the Appellate Authority.

# Notes to the Consolidated Financial Statements

For the year ended 31<sup>st</sup> March 2022

## 47 Other Expenses

₹ in Crores

Particulars	31-03-2022	31-03-2021
<b>Manufacturing Expenses</b>		
Packing Materials consumption	260.89	187.49
Stores and Spares consumption	71.09	61.81
Repairs to Plant and equipments	98.27	83.61
Repairs to Buildings	17.57	13.91
Repairs to Vehicles and locomotives	10.80	7.92
General repairs	2.65	0.10
<b>Establishment Expenses</b>		
Managing Director Remuneration	42.18	59.66
IT & Communication expenses	20.28	19.34
Insurance	27.60	21.79
Exchange Difference (net)	0.82	-
General Administration Expenses	5.45	4.32
Travelling expenses	40.90	19.17
Training & Development Expenses	0.15	0.13
Filing & Registration Fees	0.28	0.28
Lease Rent	14.60	13.81
Miscellaneous Expenses	7.98	5.24
Legal and Consultancy expenses	11.29	9.96
Bank Charges	0.60	0.49
Audit Fees and Expenses [Refer Note (b) below]	0.63	0.53
Security Charges	29.49	26.49
Board Meeting expenses	-	0.01
Directors' Sitting fees [Refer Note No.57(a)(18)]	0.50	0.57
Donations	6.60	9.29
CSR expenditure	18.29	18.01
Rates and taxes	15.92	12.42
Loss on Sale of PPE & derecognition of Right-of-use asset (net)	0.21	-
<b>Selling and Distribution Expenses</b>		
Advertisement expenses	34.85	21.44
Sales Promotion expenses	37.37	19.57
Selling Agents' Commission	18.76	15.39
Other Selling expenses	2.34	2.50
Impairment allowance for trade receivables	-	0.31
Bad Debts written off	-	2.27
<b>Total</b>	<b>798.36</b>	<b>637.83</b>

### Notes

(a) The disclosures pertaining to lease rent as required under Ind AS 116 are disclosed in Note No.52.

# Notes to the Consolidated Financial Statements

For the year ended 31<sup>st</sup> March 2022

(b) Audit Fees and Expenses (net of tax credits) ₹ in Crores

Particulars	31-03-2022	31-03-2021
<b>Statutory Auditors</b>		
- Statutory Audit [include Foreign Branch Audit fees of ₹ 0.01 Crores (PY: 0.01 Crores)]	0.35	0.28
- Other Certification work	0.11	0.11
- Reimbursement of Expenses	0.01	0.00
<b>Tax Auditors</b>		
- Tax Audit	0.04	0.04
- Other Certification work	0.00	0.00
- Reimbursement of Expenses	0.00	0.00
<b>Cost Auditors</b>		
- Cost Audit	0.06	0.05
- Reimbursement of Expenses	0.00	0.00
<b>Secretarial Auditors</b>		
- Secretarial Audit	0.06	0.05
- Reimbursement of Expenses	0.00	0.00
<b>Total</b>	<b>0.63</b>	<b>0.53</b>

(c) Refer Note No.62 for the information relating to amount of expenditure recognized in the carrying amount of an item of Property, Plant and Equipment in the course of its construction, included in Capital Work-in-Progress.

(d) The details of related party transactions in relation to CSR Expenditure are furnished in Note No.56(a)(22).

## 48. Contingent Liabilities

Particulars	31-03-2022	31-03-2021
Guarantees given by the bankers on behalf of Group	340.58	158.53
Demands / Claims not acknowledged as Debts in respect of matters in appeals by		
- Parent	841.97	748.46
- Parent's share in Associates	24.47	26.21

## 49. Financial guarantees

Particulars	31-03-2022	31-03-2021
<b>Corporate Guarantees given to banks to avail loan facilities by Related parties:</b>		
Raja Charity Trust	100.00	100.00

### Notes

(a) There were no fresh guarantees given on behalf of related party during the year.

(b) The loan balance with Banks by the related party, on the strength of the above Corporate Guarantees given by the Group are furnished below:

Particulars	31-03-2022	31-03-2021
Raja Charity Trust	5.75	13.07

(c) The related party is prompt in servicing the above loans.

# Notes to the Consolidated Financial Statements

For the year ended 31<sup>st</sup> March 2022

## 50. As per Ind AS 19, the disclosures pertaining to “Employee Benefits” are given below:

### Defined Contribution Plan

Particulars	₹ in Crores	
	31-03-2022	31-03-2021
Employer’s Contribution to Provident Fund	19.03	17.79
Employer’s Contribution to National Pension System (NPS)	1.46	1.52
Employer’s Contribution to Superannuation Fund	9.99	9.74

### Defined Benefit Plan – Gratuity

The Gratuity payable to employees is based on the employee’s service and last drawn salary at the time of leaving the services of the Group and is in accordance with the rules of the Group read with Payment of Gratuity Act 1972. This is a defined benefit plan in nature. The Group makes annual contributions to “The Ramco Cements Limited Employees’ Gratuity Fund” administered by trustees and managed by LIC of India / HDFC Life Insurance, based on the Actuarial Valuation by an independent external actuary as at the Balance Sheet date using Projected Unit Credit method. The Group has the exposure of actuarial risk such as adverse salary growth, change in demographic experience, inadequate return on underlying plan assets. This may result in an increase in cost of providing these benefits to employees in future. Since the benefits are lump sum in nature, the plan is not subject to any longevity risks.

### Defined Benefit Plan (Gratuity) and Other Long term benefits (Compensated Absences)

#### Reconciliation of Opening and Closing balances of Present Value of Obligation

₹ in Crores

Particulars	Gratuity Plan (Funded)		Compensated Absences (Un-funded)	
	31-03-2022	31-03-2021	31-03-2022	31-03-2021
	As at the beginning of the year	79.51	67.36	31.70
Current Service Cost	4.96	4.18	1.53	1.26
Past Service Cost	-	-	-	-
Interest Cost	5.32	4.39	2.04	1.64
Actuarial Loss	2.85	7.58	3.60	5.72
Benefits paid	(-) 6.30	(-) 4.00	(-) 4.02	(-) 3.24
As at the end of the year	86.34	79.51	34.85	31.70

#### Reconciliation of Opening and Closing balances of Fair Value of Plan Assets

₹ in Crores

Particulars	Gratuity Plan (Funded)		Compensated Absences (Un-funded)	
	31-03-2022	31-03-2021	31-03-2022	31-03-2021
	As at the beginning of the year	79.51	67.36	-
Expected Return on Plan Assets	5.60	4.79	-	-
Actuarial (Loss) / Gain	(-) 0.63	(-) 0.46	-	-
Employer contribution	8.16	11.82	4.02	3.24
Benefits paid	(-) 6.30	(-) 4.00	(-) 4.02	(-) 3.24
As at the end of the year	86.34	79.51	-	-

# Notes to the Consolidated Financial Statements

For the year ended 31<sup>st</sup> March 2022

## Actual Return on Plan Assets

₹ in Crores

Particulars	Gratuity Plan (Funded)		Compensated Absences (Un-funded)	
	31-03-2022	31-03-2021	31-03-2022	31-03-2021
Expected Return on Plan Assets	5.60	4.79	-	-
Actuarial (Loss) / Gain on Plan Assets	(-) 0.63	(-) 0.46	-	-
Actual Return on Plan Assets	4.97	4.33	-	-

## Reconciliation of Fair Value of Assets and Obligations

₹ in Crores

Particulars	Gratuity Plan (Funded)		Compensated Absences (Un-funded)	
	31-03-2022	31-03-2021	31-03-2022	31-03-2021
Fair Value of Plan Assets	86.34	79.51	-	-
Present value of Obligation	86.34	79.51	34.85	31.70
Difference	-	-	34.85	31.70
Amount recognized in Balance Sheet	-	-	34.85	31.70

## Expense recognized in the Statement of Profit and Loss

₹ in Crores

Particulars	Gratuity Plan (Funded)		Compensated Absences (Un-funded)	
	31-03-2022	31-03-2021	31-03-2022	31-03-2021
Current Service Cost	4.96	4.18	1.53	1.26
Net Interest on Obligations	(-) 0.29	(-) 0.40	2.04	1.64
Actuarial Loss / (Gain) recognised during the year	-	-	3.60	5.72
Past service cost	-	-	-	-
Expenses recognised in Profit and Loss Section	4.67	3.78	7.17	8.62
Actuarial changes arising from:				
- Experience adjustments on Plan liabilities	0.93	1.63	-	-
- Experience adjustments on Plan Assets	0.61	0.44	-	-
- Changes in financial assumptions	1.88	5.97	-	-
- Changes in demographic assumptions	-	-	-	-
- Expenses recognised in OCI	3.48	8.04	-	-
Amount recognised in Total Comprehensive Income	8.15	11.82	7.17	8.62

## Investment Details

₹ in Crores

Particulars	Gratuity Plan (Funded)		Compensated Absences (Un-funded)	
	31-03-2022	31-03-2021	31-03-2022	31-03-2021
Funds with Insurers	73.56	63.45	-	-
Bank balance	7.50	11.36	-	-
Interest, IT refund receivable and Others	5.28	4.70	-	-
<b>Total</b>	<b>86.34</b>	<b>79.51</b>	<b>-</b>	<b>-</b>

# Notes to the Consolidated Financial Statements

For the year ended 31<sup>st</sup> March 2022

## Actuarial assumptions

Particulars	Gratuity Plan (Funded)		Compensated Absences (Un-funded)	
	31-03-2022	31-03-2021	31-03-2022	31-03-2021
Indian Assured Lives Mortality (2012-14) Table	Yes	Yes	Yes	Yes
Discount rate p.a	7.27% to 7.32%	6.92% to 6.96%	7.27% to 7.32%	6.92% to 6.96%
Expected rate of Return on Plan Assets p.a				
Rate of escalation in salary p.a	5% to 5.5%	4.5% to 5%	5% to 5.5%	4.5% to 5%
Rate of Employee turnover	3% to 5%	1% to 3%	3% to 5%	1% to 3%

## Estimate of Expected Benefit Payments

₹ in Crores

Particulars	Gratuity Plan (Funded)		Compensated Absences (Un-funded)	
	31-03-2022	31-03-2021	31-03-2022	31-03-2021
Year 1	9.00	7.74	2.77	2.32
Year 2	8.75	6.57	2.29	1.66
Year 3	5.35	4.21	1.87	1.24
Year 4	5.02	6.15	1.14	1.71
Year 5	5.83	3.51	2.13	1.02
Next 5 years	37.84	35.89	13.23	12.91

₹ in Crores

Gratuity Plan (Funded)	31-03-2022	31-03-2021
Enterprise's best estimate of contribution during next 12 months	6.25	12.50
Average Duration of defined benefit obligations (in years)	10.70	10.90

## Quantitative Sensitivity Analysis for significant assumptions

₹ in Crores

Particulars	Effect on Gratuity Obligation		Effect on provision for Compensated Absences	
	31-03-2022	31-03-2021	31-03-2022	31-03-2021
0.50% Increase in Discount Rate	82.27	75.64	32.37	29.56
0.50% Decrease in Discount Rate	90.77	83.73	36.17	33.15
0.50% Increase in Salary Growth Rate	90.88	83.83	36.20	33.18
0.50% Decrease in Salary Growth Rate	82.14	75.51	32.33	29.52
0.50% Increase in Attrition Rate	87.14	80.35	34.52	31.64
0.50% Decrease in Attrition Rate	85.49	78.60	33.83	30.88

The above sensitivity analysis is based on a change in an assumption while holding all other assumptions constant. When calculating the sensitivity of the defined benefit obligation to significant actuarial assumptions the same method (projected unit credit method) has been applied as and when calculating the defined benefit obligation recognised within the Balance Sheet.

## 51. Disclosures pertaining to Share Based Payments as per Ind AS 102

### (a) ESOS Schemes

The Company instituted Employee Stock Option Schemes (ESOS 2018) approved by shareholders at the Annual General Meeting held on 03-08-2018. The Board of Directors and Nomination & Remuneration Committee granted 5,15,600 options and 2,00,000 options to its eligible employees under various plan in different tranches at its meeting held on 07-08-2019 and 09-09-2020 respectively. Each option entitles the option holder thereof to apply for one equity share of the Company, upon satisfaction of performance condition during the vesting period and payment of exercise price during the exercise period. Options are granted for no consideration and carries no dividend or voting rights. There are no market conditions attached to the grant / vesting of options. The Group has recognized ₹ 5.72 Crores (PY: ₹ 19.54 Crores) as Employee stock options expense

## Notes to the Consolidated Financial Statements

For the year ended 31<sup>st</sup> March 2022

towards equity-settled share based transactions during the year. There are no cash settlement options alternatives. The details of tranches under each of the plan under ESOS 2018 Scheme are tabled below:

Particulars	PLAN-A		PLAN-B	
	Tranche-1	Tranche-2	Tranche-1	Tranche-2
No. of Options granted	2,31,000	1,00,000	2,84,600	1,00,000
Vesting Plan	100% vesting at the end of 1 <sup>st</sup> year			
Grant Date	21 <sup>st</sup> August 2019	9 <sup>th</sup> Sep 2020	21 <sup>st</sup> August 2019	9 <sup>th</sup> Sep 2020
Vesting Date	6 <sup>th</sup> August 2020	8 <sup>th</sup> Sep 2021	6 <sup>th</sup> August 2020	8 <sup>th</sup> Sep 2021
Exercise Period	Before 31 <sup>st</sup> December of succeeding FY from the date of vesting			
Exercise Price (₹ per Share)	1	1	100	100
Fair value of option on the date of grant (In ₹)	707.08	694.22	614.54	601.92
Method of Settlement	Equity-Settled option			

**(b) Movement of Options granted along with Weighted Average Exercise Price (WAEP)** (In ₹)

Particulars	31-03-2022		31-03-2021	
	No. of Options	WAEP / Share	No. of Options	WAEP / Share
Outstanding at the beginning of the year	4,02,435	56.99	5,15,600	55.65
Granted during the year	-	-	2,00,000	50.50
Exercised during the year	4,02,435	56.99	3,13,165	50.63
Forfeited during the year	-	-	-	-
Outstanding at the end of the year	-	-	4,02,435	56.99
Exercisable at the end of the year	-	-	2,02,435	63.40

**Notes**

- The exercise prices range from ₹ 1/- per share to ₹ 100/- per share for the options outstanding at the end of the reporting date.
- The weighted average remaining contractual life as at 31<sup>st</sup> March 2022 is not relevant since there is no outstanding options as at the reporting date (PY:161 days).
- The weighted average share price determined based on market price prevailing at each date of exercise by the option holders is ₹ 996/- per share (PY:₹ 699/- per share).

**(c) Fair Valuation of Employee Stock Options**

The Company has not granted options during the year ended 31-03-2022; however, the weighted average fair value of the options granted during the previous year was ₹ 648.07 per share. The fair value of options has been done on the date of grant by an independent firm of Chartered Accountants using the Black-Scholes Model. The key assumptions in the Black-Scholes model for calculating fair value as on the date of grant under each of the Plans under ESOS 2018 is given below:

Particulars	Tranche-1	Tranche-2
Market Price of the underlying asset – ₹ Per share	₹ 710.90 as at 21 <sup>st</sup> August 2019	₹ 698.15 as at 9 <sup>th</sup> September 2020
Risk Free Rate	7% p.a.	
Option Life	Vesting period of 352 days	Vesting period of 1 year (365 days)
Expected Volatility	10%	
Dividend Yield	0.42%	0.43%

Expected Volatility is based on historical volatility of the observed market prices on National Stock Exchange up to the grant date.



# Notes to the Consolidated Financial Statements

For the year ended 31<sup>st</sup> March 2022

## 52. Disclosures on Leases

### GROUP AS A LESSEE

#### Nature of leasing activities

The Group has entered into operating lease on certain assets i.e land and building. Lease rentals are determined based on agreed terms. There is escalation clause in certain lease agreements after a specified period and no restriction imposed by the lease arrangements.

#### Maturity analysis of lease liabilities

₹ in Crores

Particulars	31-03-2022	31-03-2021
Not later than one year	1.89	0.91
One to five years	7.84	3.80
More than five years	42.71	12.08
<b>Total Undiscounted lease liabilities as at 31<sup>st</sup> March</b>	<b>52.44</b>	<b>16.79</b>

#### Other disclosures as required by Ind AS 116

₹ in Crores

Particulars	31-03-2022	31-03-2021
Depreciation charge for Right-of-use asset	0.87	0.67
Interest on lease liabilities	1.38	0.81
Expenses relating to short-term leases	14.60	13.81
Income from sub-leasing right-of-use assets	-	-
Total cash outflow for leases including principal and interest	1.33	0.91
Additions to Right-of-use assets upon transition to Ind AS 116	12.43	-
Carrying amount of Right-of-use assets at 31 <sup>st</sup> March	21.93	13.81

#### Notes

- (a) Depreciation charge for Right-of-Use Asset include capitalized portion of ₹ 0.29 Crores (PY: ₹ 0.38 Crores) and Interest on lease liabilities include capitalized portion of ₹ 0.45 Crores (PY: ₹ 0.62 Crores).
- (b) Expenses relating to Short-term lease include leases whose lease term ends within 12 months and leases whose non-cancellable period is less than 12 months, irrespective of the actual tenure agreed as per the arrangement.

### GROUP AS A LESSOR

The Group has entered into operating leases i.e Land & Building. The Group has not entered into any Finance leases. Future minimum rental receivable under non-cancellable operating leases as at the reporting date is given below:

₹ in Crores

Particulars	31-03-2022	31-03-2021
Not later than one year	9.35	9.47
One to five years	8.80	17.32
More than five years	7.93	7.17

## 53. Disclosure of Interests in Subsidiary

Name of the entity	Place of Business / Country of Incorporation	Principal activities of Business
Ramco Windfarms Limited (RWL)	India	Generation of power through windmills
Ramco Industrial and Technology Services Limited (RITSL)	India	Manpower Supply, Transportation of goods by Road and Information Technology services

# Notes to the Consolidated Financial Statements

For the year ended 31<sup>st</sup> March 2022

Particulars	RWL		RITSL	
	31-03-2022	31-03-2021	31-03-2022	31-03-2021
Ownership interest held by the Group	71.50%	71.50%	94.11%	94.11%
Non-controlling Interest (NCI)	28.50%	28.50%	5.89%	5.89%

₹ in Crores

Non-controlling interest (NCI)	RWL		RITSL	
	31-03-2022	31-03-2021	31-03-2022	31-03-2021
Accumulated balances of NCI	6.14	5.49	0.63	0.82
Profit / (Loss) & OCI allocated to NCI	0.65	0.59	-0.19	0.08
Dividend paid to NCI	-	-	-	-

The summarised financial information of subsidiaries is as below:

₹ in Crores

Balance sheet	RWL		RITSL (Consolidated)	
	31-03-2022	31-03-2021	31-03-2022	31-03-2021
Non-current assets	38.18	39.79	17.48	17.85
Current assets	1.95	2.17	7.69	5.59
<b>Total Assets</b>	<b>40.13</b>	<b>41.96</b>	<b>25.17</b>	<b>23.44</b>
Non-current liabilities	12.57	16.83	9.23	6.30
Current liabilities	6.02	5.88	5.10	3.08
<b>Total Liabilities</b>	<b>18.59</b>	<b>22.71</b>	<b>14.33</b>	<b>9.38</b>
<b>Total Equity</b>	<b>21.54</b>	<b>19.25</b>	<b>10.84</b>	<b>14.06</b>

₹ in Crores

Profit and Loss	RWL		RITSL (Consolidated)	
	31-03-2022	31-03-2021	31-03-2022	31-03-2021
Revenue	13.41	13.13	40.47	36.99
Profit / (Loss) for the year	2.29	2.08	(3.10)	1.71
Other comprehensive income	-	-	(0.12)	(0.30)
<b>Total Comprehensive Income</b>	<b>2.29</b>	<b>2.08</b>	<b>(3.22)</b>	<b>1.41</b>

₹ in Crores

Summarised Cash flow	RWL		RITSL (Consolidated)	
	31-03-2022	31-03-2021	31-03-2022	31-03-2021
Cash flows from operating activities	7.51	7.14	(1.67)	0.41
Cash flows from investing activities	(1.02)	(0.27)	(0.03)	(0.41)
Cash flows from financing activities	(6.32)	(7.45)	2.01	(0.18)
<b>Net Increase/(Decrease) in cash &amp; cash equivalents</b>	<b>0.17</b>	<b>(0.58)</b>	<b>0.31</b>	<b>(0.18)</b>

## 54. Disclosure of Interests in Associates under equity method

Name of the Associates	% of Effective shareholding	
	31-03-2022	31-03-2021
Ramco Industries Limited	15.57%	15.56%
Ramco Systems Limited	19.43%	19.49%
Rajapalayam Mills Limited	0.66%	0.61%
Madurai Trans Carrier Limited	29.86%	29.86%
Lynks Logistics Limited	38.52%	41.79%

**Note:** The % of effective shareholding comprise direct & indirect holding by the group.

# Notes to the Consolidated Financial Statements

For the year ended 31<sup>st</sup> March 2022

Classification of Associates	Principal Place of Business / Country of Incorporation	Principal activities of Business
<b>Material Associates</b>		
Ramco Industries Limited (RIL)	India	Manufacturer of Building materials
Ramco Systems Limited (RSL)	India	Software development
Rajapalayam Mills Limited (RML)	India	Manufacturer of cotton yarn
Lynks Logistics Limited (LLL)	India	Goods transport services and retail distributor for FMCG products
<b>Immaterial Associate</b>		
Madurai Trans Carrier Limited (MTCL)	India	Air charter services

## Summarised financial information for Associates

The summarised consolidated financial information of the material associates are as below:

Balance sheet	₹ in Crores					
	Non-current Assets	Investment in Associates	Current Assets	Non-current Liabilities	Current Liabilities	Total Equity
<b>As at 31-03-2022</b>						
Ramco Industries Limited	611.67	3,008.29	701.58	83.12	479.56	3,758.86
Ramco Systems Limited	464.49	1.64	408.44	76.74	213.79	584.04
Rajapalayam Mills Limited	775.11	1,817.09	405.14	363.71	508.09	2,125.54
Lynks Logistics Limited	47.03	-	40.57	17.00	39.16	31.44
<b>As at 31-03-2021</b>						
Ramco Industries Limited	566.13	2,770.69	663.92	72.05	444.71	3,483.98
Ramco Systems Limited	484.36	1.53	455.23	93.08	193.20	654.84
Rajapalayam Mills Limited	629.18	1,689.90	251.82	310.62	370.07	1,890.21
Lynks Logistics Limited	30.34	-	19.66	-	10.66	39.34

**Note:** The above financial information is further adjusted to determine the effects of reciprocal interest amongst the associates and to arrive the share of interest in associates thereafter.

Profit and Loss	₹ in Crores			
	RIL		RSL	
	31-03-2022	31-03-2021	31-03-2022	31-03-2021
Total Revenue	1,468.75	1,233.85	540.38	626.31
Profit before tax	192.58	175.09	(73.41)	107.88
Tax expenses	66.06	59.16	(0.38)	51.22
Profit after tax	126.52	115.93	(73.03)	56.66
Share of profit in Associate / Minority Interest	176.33	162.82	(0.33)	(0.92)
Other Comprehensive Income	(1.83)	10.54	1.98	(11.27)
Total Comprehensive Income	301.02	289.29	(71.38)	44.47

**Note:** The above financial information is further adjusted to determine the effects of reciprocal interests amongst the associates and to arrive the share of interest in associates thereafter.

# Notes to the Consolidated Financial Statements

For the year ended 31<sup>st</sup> March 2022

₹ in Crores

Profit and Loss	RML		LLL	
	31-03-2022	31-03-2021	31-03-2022	31-03-2021
Total Revenue	704.25	418.36	209.37	79.70
Profit before tax	57.22	(49.07)	(48.63)	(28.01)
Tax expenses	38.38	(11.68)	(12.59)	(7.27)
Profit after tax	18.84	(37.39)	(36.04)	(20.74)
Share of profit in Associate / Minority Interest	147.74	138.58	-	-
Other Comprehensive Income	(0.29)	0.95	-	(0.03)
<b>Total Comprehensive Income</b>	<b>166.29</b>	<b>102.14</b>	<b>(36.04)</b>	<b>(20.77)</b>

**Note:** The above financial information is further adjusted to determine the effects of reciprocal interests amongst the associates and to arrive the share of interest in associates thereafter.

## Fair value of Investments in respect of quoted associates

₹ in Crores

Name of the Associates	31-03-2022	31-03-2021
Ramco Industries Limited	281.89	345.51
Ramco Systems Limited	143.17	316.97
Rajapalayam Mills Limited	2.99	1.83

## Share of contingent liabilities in respect of associates

₹ in Crores

Name of the Associates	31-03-2022	31-03-2021
Ramco Industries Limited	6.77	10.01
Ramco Systems Limited	16.87	15.37
Rajapalayam Mills Limited	0.05	0.05
Lynks Logistics Limited	-	-
Madurai Trans Carrier Limited	0.78	0.78

## Reconciliation to the carrying amount of investment in associates

₹ in Crores

Particulars	RIL		RSL	
	31-03-2022	31-03-2021	31-03-2022	31-03-2021
Entity's TCI	301.02	289.29	(71.38)	44.47
Entity's Adjusted TCI	103.46	133.24	(71.38)	44.47
Effective shareholding %	15.57%	15.56%	19.43%	19.49%
Associates share of TCI	16.11	20.73	(13.86)	8.66
Less: Unrealised profit on inter-Company transactions (net of tax)	0.16	0.05	0.32	0.14
Amount recognised in P & L	15.95	20.68	(14.18)	8.52
<b>Reconciliation</b>				
Opening Carrying amount	121.71	102.32	139.93	131.27
Add: Acquisition of shares during the year	-	-	-	-
Add: Associates share of TCI	16.11	20.73	(13.86)	8.66
Less: Dividend received	-	1.34	-	-
Net Carrying amount	137.82	121.71	126.07	139.93

# Notes to the Consolidated Financial Statements

For the year ended 31<sup>st</sup> March 2022

₹ in Crores

Particulars	RML		LLL	
	31-03-2022	31-03-2021	31-03-2022	31-03-2021
Entity's TCI	166.29	102.14	(36.04)	(20.77)
Entity's Adjusted TCI	17.34	(24.85)	(36.04)	(20.77)
Effective shareholding %	0.66%	0.62%	38.52%	41.79%
Associates share of TCI	0.11	(0.16)	(12.59)	(8.64)
Less: Unrealised profit on inter-Company transactions (net of tax)	-	-	-	-
Amount recognised in P & L	0.11	(0.16)	(12.59)	(8.64)
<b>Reconciliation</b>				
Opening Carrying amount	1.25	1.41	12.59	11.28
Add: Acquisition of shares during the year	0.43	-	-	9.95
Add: Associates share of TCI	0.11	(0.16)	(12.59)	(8.64)
Less: Dividend received	0.00	-	-	-
<b>Net Carrying amount</b>	<b>1.79</b>	<b>1.25</b>	<b>-</b>	<b>12.59</b>

## Notes

- (a) Adjusted TCI represents total comprehensive income of the entity after eliminating effects of reciprocal interests and unrealised profits.
- (b) Effective shareholding represents the aggregate of direct holding and indirect holding through fellow associates.
- (c) The Group has unrecognised loss of ₹ 1.29 Crores (PY: ₹ 0.04 Crores) in respect of Lynks Logistics Limited for the year ended 31-03-2022.

The Group's aggregate share of profit and other comprehensive income in its individually immaterial associate are furnished below:

Aggregate amounts of Group's share of :	₹ in Crores	
	31-03-2022	31-03-2021
Profit after tax	-	-
Other Comprehensive Income	-	-
<b>Total comprehensive Income</b>	<b>-</b>	<b>-</b>

## 55. Earnings per Share

Particulars	31-03-2022	31-03-2021
Net profit after tax (A) [₹ in Crores]	881.48	783.64
Weighted average number of Equity shares including un-allotted Bonus shares after deducting treasury shares (B) [in Crores]	22.86	22.82
Nominal value per equity share [in ₹]	1	1
<b>Basic Earnings per share (A)/(B) in ₹</b>	<b>39</b>	<b>34</b>
<b>Diluted Earnings Per Share</b>		
Weighted average number of Equity shares including un-allotted Bonus shares after deducting treasury shares (B) [in Crores]	22.86	22.82
Potential Equity shares upon exercise of options [in Crores]	-	0.04
Weighted average number of Equity shares including un-allotted Bonus shares for computing Dilutive EPS (C) [in Crores]	22.86	22.86
<b>Diluted Earnings per Share (A) / (C) in ₹</b>	<b>39</b>	<b>34</b>

**Note:** Treasury shares of 0.79 Crore shares (PY: 0.78 Crore shares) computed based on holdings through fellow associates.

# Notes to the Consolidated Financial Statements

For the year ended 31<sup>st</sup> March 2022

## 56. Information on names of related parties and nature of Relationship as required by Ind AS 24 on related party disclosures for the year ended 31<sup>st</sup> March 2022:

### (a) Associates

Name of the Company	Place of Business / Country of Incorporation	% of Shareholding / Ownership Interest as at	
		31-03-2022	31-03-2021
Ramco Industries Limited	India	15.53	15.53
Ramco Systems Limited	India	19.43	19.49
Rajapalayam Mills Limited	India	0.39	0.35
Madurai Trans Carrier Limited	India	29.86	29.86
Lynks Logistics Limited	India	38.52	41.79

### (b) Key Management Personnel (Including KMP under Companies Act, 2013)

Name of the Key Management Personnel	Designation
P.R. Venketrama Raja	Chairman and Managing Director
A.V. Dharmakrishnan	Chief Executive Officer
S. Vaithyanathan	Chief Financial Officer
K. Selvanayagam	Company Secretary
R.S. Agarwal	Independent Director
M.B.N. Rao	Independent Director
M.M. Venkatachalam	Independent Director
Justice Chitra Venkataraman (Retd.)	Independent Director
M.F. Farooqui	Independent Director
M.S.Krishnan	Independent Director

### (c) Relative of Key Management Personnel

Name of the Relative of KMP	Relationship
A.V. Dharmakrishnan (HUF)	A. V. Dharmakrishnan, Karta for HUF
R. Sudarsanam	Mother of P.R.Venketrama Raja
P.V. Nirmala Raju	Spouse of P.R.Venketrama Raja
R. Nalina Ramalakshmi	Sister of P.R.Venketrama Raja
S. Sharada Deepa	Sister of P.R.Venketrama Raja
B. Sri Sandhya Raju	Daughter of P.R.Venketrama Raja
P.V. Abinav Ramasubramaniam Raja	Son of P.R. Venketrama Raja

### (d) Companies over which KMP/Relatives of KMP exercise significant influence

Rajapalayam Textile Limited	The Ramaraju Surgical Cotton Mills Limited
Sandhya Spinning Mill Limited	Shri Harini Media Limited
Sri Harini Textiles Limited	Shri Vishnu Shankar Mill Limited
JKR Enterprise Limited	Sudharsanam Investments Limited
Ramco Management Private Limited	

### (e) Body Corporate whose Board of Directors, Managing Director or Manager is accustomed to act in accordance with the advice, directions or instruction of a Director or Manager (Section 2(76)(vi) of Companies Act, 2013)

Coromandel International Limited
Coromandel Engineering Company Limited

# Notes to the Consolidated Financial Statements

For the year ended 31<sup>st</sup> March 2022

## (f) Employee Benefit Funds where control exists

The Ramco Cements Limited Officers' Superannuation Fund
The Ramco Cements Limited Employees' Gratuity Fund
Ramco Industrial and Technology Services Limited Employees' Gratuity Trust

## (g) Other entities over which there is a significant influence

Smt. Lingammal Ramaraju Shastra Prathishta Trust	Gowrishankar Screws
PACR Sethurammam Charity Trust	PACR Sethurammam Charities
Ramco Welfare Trust	PAC Ramasamy Raja Education Charity Trust
Raja Charity Trust	Rajapalayam Rotary Trust
Shri Abhinava Vidya Theertha Seva Trust	Nachiar Charity Trust
Gowrihouse Metal Works LLP	PAC Ramasamy Raja Centenary Trust
R. Sudarsanam & Co.	Sudarsanam Estate
The Ramco Cements Limited Educational and Charitable Trust	Ramasubrahmaneya Rajha Ramco Foundation

## 57. Disclosure in respect of Related Party Transactions (excluding Reimbursements) during the year and outstanding balances including commitments as at the reporting date:

### (a) Transactions during the year at Arm's length basis or its equivalent

S.No.	Nature of Transaction, Name of the Related Party and Relationship	₹ in Crores	
		31-03-2022	31-03-2021
<b>1</b>	<b>Sale of Goods – Cement &amp; Dry Mortar</b>		
	<b>Associates</b>		
	Ramco Industries Limited	14.28	10.96
	Rajapalayam Mills Limited	0.20	0.09
	<b>Companies over which KMP / Relatives of KMP exercise significant influence</b>		
	Sandhya Spinning Mill Limited	0.01	0.01
	Sri Harini Textiles Limited	-	0.00
	The Ramaraju Surgical Cotton Mills Limited	0.11	0.04
	Rajapalayam Textile Limited	0.01	0.00
	Sri Vishnu Shankar Mill Limited	0.05	0.05
	<b>Relative of Key Management Personnel</b>		
	B. Sri Sandhya Raju	0.00	-
	<b>Total</b>	<b>14.66</b>	<b>11.15</b>
<b>2</b>	<b>Sale of Goods – Flyash</b>		
	<b>Associates</b>		
	Ramco Industries Limited	0.63	0.00
	<b>Total</b>	<b>0.63</b>	<b>0.00</b>
<b>3</b>	<b>Purchase of Goods – Fibre Sheet and Silicate Boards, Packing materials &amp; Raw materials</b>		
	<b>Associates</b>		
	Ramco Industries Limited	0.14	0.24
	Rajapalayam Mills Limited	0.00	0.00
	<b>Related Party as per Section 2(76)(vi) of Companies Act, 2013</b>		
	Coromandel International Limited	0.01	-
	<b>Total</b>	<b>0.15</b>	<b>0.24</b>

# Notes to the Consolidated Financial Statements

For the year ended 31<sup>st</sup> March 2022

₹ in Crores

S.No.	Nature of Transaction, Name of the Related Party and Relationship	31-03-2022	31-03-2021
<b>4</b>	<b>Purchase of Goods - Diesel and Petrol</b>		
	<i>Other entities over which there is a significant influence</i>		
	Smt. Lingammal Ramaraju Shastra Prathishta Trust	0.95	0.27
	PACR Sethurammammal Charity Trust	1.49	0.40
	Ramco Welfare Trust	1.72	0.44
	PAC Ramasamy Raja Centenary Trust	0.14	0.09
	PACR Sethurammammal Charities	0.19	0.14
	Shri Abhinava Vidya Theertha Seva Trust	0.34	0.21
	<b>Total</b>	<b>4.83</b>	<b>1.55</b>
<b>5</b>	<b>Purchase of Goods – Magazine</b>		
	<i>Companies over which KMP / Relatives of KMP exercise significant influence</i>		
	Shri Harini Media Limited	0.25	0.23
	<b>Total</b>	<b>0.25</b>	<b>0.23</b>
<b>6</b>	<b>Purchase of Goods - Stores and Spares</b>		
	<i>Other entity over which there is a significant influence</i>		
	R. Sudarsanam & Co.	0.07	0.10
	<i>Companies over which KMP / Relatives of KMP exercise significant influence</i>		
	The Ramaraju Surgical Cotton Mills Limited	-	0.00
	<b>Total</b>	<b>0.07</b>	<b>0.10</b>
<b>7</b>	<b>Purchase of RoDTEP Scrips &amp; Verified Carbon Credits</b>		
	<i>Associates</i>		
	Ramco Industries Limited	0.32	-
	Rajapalayam Mills Limited	1.11	-
	<i>Companies over which KMP / Relatives of KMP exercise significant influence</i>		
	The Ramaraju Surgical Cotton Mills Limited	0.11	-
	Sandhya Spinning Mill Limited	0.11	-
	Sri Vishnu Shankar Mill Limited	0.18	-
	<b>Total</b>	<b>1.83</b>	<b>-</b>
<b>8</b>	<b>Receiving / Sharing of Services – Advertisement / Workshop / Sponsorship / AMC / Others</b>		
	<i>Associates</i>		
	Ramco Industries Limited	0.07	0.07
	Rajapalayam Mills Limited	0.01	-
	<i>Companies over which KMP / Relatives of KMP exercise significant influence</i>		
	Shri Harini Media Limited	0.12	0.11
	<b>Total</b>	<b>0.20</b>	<b>0.18</b>
<b>9</b>	<b>Receiving of Services – Software Related Services / Consulting Services</b>		
	<i>Associates</i>		
	Ramco Systems Limited	15.16	11.07
	<b>Total</b>	<b>15.16</b>	<b>11.07</b>
<b>10</b>	<b>Receiving of Services – Air Charter Services</b>		
	<i>Associates</i>		
	Madurai Trans Carrier Limited	31.46	13.55
	<b>Total</b>	<b>31.46</b>	<b>13.55</b>



# Notes to the Consolidated Financial Statements

For the year ended 31<sup>st</sup> March 2022

			₹ in Crores	
S.No.	Nature of Transaction, Name of the Related Party and Relationship	31-03-2022	31-03-2021	
<b>11</b>	<b>Usage charges received for Power Consumed by virtue of Joint Ownership of Shares with APGPCL</b>			
	<i>Companies over which KMP / Relatives of KMP exercise significant influence</i>			
	Sri Harini Textiles Limited	0.02	0.04	
	The Ramaraju Surgical Cotton Mills Limited	-	0.02	
	<b>Total</b>	<b>0.02</b>	<b>0.06</b>	
<b>12</b>	<b>Leasing Arrangements – Rent Received</b>			
	<i>Associates</i>			
	Ramco Systems Limited	9.30	9.30	
	Ramco Industries Limited	0.21	0.21	
	Rajapalayam Mills Limited	0.00	0.00	
	Madurai Trans Carrier Limited	0.01	0.01	
	Lynks Logistics Limited	0.99	0.93	
	<i>Companies over which KMP / Relatives of KMP exercise significant influence</i>			
	Sri Harini Textiles Limited	0.00	0.00	
	Sri Vishnu Shankar Mill Limited	-	0.00	
	The Ramaraju Surgical Cotton Mills Limited	0.00	0.00	
	<i>Other entity over which there is a significant influence</i>			
	Raja Charity Trust	0.53	0.51	
	PAC Ramasamy Raja Centenary Trust	0.02	0.02	
	Shri Abhinava Vidya Theertha Seva Trust	0.01	0.01	
	The Ramco Cements Educational and Charitable Trust	0.02	0.01	
	<b>Total</b>	<b>11.09</b>	<b>11.00</b>	
<b>13</b>	<b>Leasing Arrangements – Rent Paid</b>			
	<i>Associates</i>			
	Ramco Industries Limited	0.13	0.13	
	Relative of Key Management Personnel			
	A.V. Dharmakrishnan (HUF)	0.07	0.07	
	<i>Other entity over which there is a significant influence</i>			
	Raja Charity Trust	0.00	0.00	
	<b>Total</b>	<b>0.20</b>	<b>0.20</b>	
<b>14</b>	<b>Dividend received</b>			
	<i>Associates</i>			
	Ramco Industries Limited	-	1.34	
	Rajapalayam Mills Limited	0.00	0.00	
	<b>Total</b>	<b>0.00</b>	<b>1.34</b>	
<b>15</b>	<b>Dividend Paid</b>			
	<i>Key Management Personnel</i>			
	P.R. Venketrana Raja	-	0.58	
	A.V. Dharmakrishnan	-	0.07	
	S. Vaithianathan	-	0.00	
	K. Selvanayagam	-	0.00	

# Notes to the Consolidated Financial Statements

For the year ended 31<sup>st</sup> March 2022

₹ in Crores

S.No.	Nature of Transaction, Name of the Related Party and Relationship	31-03-2022	31-03-2021
	<b>Relative of Key Management Personnel</b>		
	A.V. Dharmakrishnan (HUF)	-	0.00
	R. Sudarsanam	-	0.39
	R. Nalina Ramalakshmi	-	0.58
	S. Sharada Deepa	-	0.58
	<b>Associates</b>		
	Ramco Industries Limited	-	14.93
	Rajapalayam Mills Limited	-	9.92
	<b>Companies over which KMP / Relatives of KMP exercise significant influence</b>		
	Sri Vishnu Shankar Mill Limited	-	0.93
	The Ramaraju Surgical Cotton Mills Limited	-	1.03
	Sudharsanam Investments Limited	-	0.89
	Ramco Management Private Limited	-	0.14
	<b>Total</b>	<b>-</b>	<b>30.04</b>
<b>16</b>	<b>Remuneration to Key Management Personnel (Sitting Fees / ESOP considered separately)</b>		
	P.R.Venketrama Raja	42.18	59.66
	A.V. Dharmakrishnan	16.42	15.55
	S. Vaithiyathan	1.81	1.66
	K. Selvanayagam	1.35	1.22
	<b>Total</b>	<b>61.76</b>	<b>78.09</b>
<b>17</b>	<b>ESOP Perquisites on exercise of stock options</b>		
	<b>Key Management Personnel</b>		
	A.V. Dharmakrishnan	19.01	12.90
	S. Vaithiyathan	3.20	0.38
	K. Selvanayagam	2.27	0.33
	<b>Total</b>	<b>24.48</b>	<b>13.61</b>
<b>18</b>	<b>Directors' Sitting Fees</b>		
	<b>Key Management Personnel</b>		
	P.R. Venketrama Raja	0.09	0.10
	A.V. Dharmakrishnan	0.01	0.01
	S. Vaithiyathan	0.01	0.01
	K. Selvanayagam	0.01	0.01
	R.S. Agarwal	0.08	0.08
	M.B.N. Rao	0.07	0.08
	M.M. Venkatachalam	0.10	0.10
	M.F. Farooqui	0.04	0.05
	Justice Chitra Venkataraman (Retd.)	0.05	0.08
	M.S. Krishnan	0.04	0.05
	<b>Total</b>	<b>0.50</b>	<b>0.57</b>
<b>19</b>	<b>Purchase of Fixed Assets / Receiving of Capital Goods / Services</b>		
	<b>Related Party as per Section 2(76)(vi) of Companies Act, 2013</b>		
	Coromandel Engineering Company Limited	16.89	7.46
	<b>Total</b>	<b>16.89</b>	<b>7.46</b>

# Notes to the Consolidated Financial Statements

For the year ended 31<sup>st</sup> March 2022

			₹ in Crores	
S.No.	Nature of Transaction, Name of the Related Party and Relationship	31-03-2022	31-03-2021	
<b>20</b>	<b>Sale of Fixed Assets</b>			
	<i>Associates</i>			
	Rajapalayam Mills Limited	0.05	-	
	<b>Total</b>	<b>0.05</b>	<b>-</b>	
<b>21</b>	<b>Interest Received / (Paid)</b>			
	<i>Key Management Personnel</i>			
	P.R. Venketrama Raja [Interest Rate: 3.50% (PY: 3.50%)]	(0.09)	(0.13)	
	<i>Associates</i>			
	Madurai Trans Carrier Limited [Interest Rate: 10% (PY: 10%)]	5.07	1.78	
	<b>Total</b>	<b>4.98</b>	<b>1.65</b>	
<b>22</b>	<b>CSR / Donations given</b>			
	<i>Other entities over which there is a significant influence</i>			
	Ramasubrahmaneya Rajha Ramco Foundation	1.18	0.35	
	PAC Ramasamy Raja Education Charity Trust	2.77	0.67	
	Raja Charity Trust	-	0.47	
	<b>Total</b>	<b>3.95</b>	<b>1.49</b>	
<b>23</b>	<b>Contribution to Superannuation Fund / Gratuity Fund</b>			
	<i>Employee Benefit Funds where Control Exists</i>			
	The Ramco Cements Limited Officers' Superannuation Fund	9.99	9.75	
	The Ramco Cements Limited Employees' Gratuity Fund	7.72	11.56	
	Ramco Industrial and Technology Services Limited Employees' Gratuity Trust	0.44	0.26	
	<b>Total</b>	<b>18.15</b>	<b>21.57</b>	
<b>24</b>	<b>Investment in Equity Shares during the year</b>			
	<i>Associates</i>			
	Lynks Logistics Limited	-	9.95	
	Rajapalayam Mills Limited	0.43	-	
	<b>Total</b>	<b>0.43</b>	<b>9.95</b>	
<b>25</b>	<b>Maximum amount of loans outstanding during the year</b>			
	<i>Associates</i>			
	Madurai Trans Carrier Limited	57.09	34.74	
	<b>Total</b>	<b>57.09</b>	<b>34.74</b>	
<b>26</b>	<b>Share of Enterprise Agreement License System for Microsoft Products</b>			
	<i>Associates</i>			
	Ramco Industries Limited	0.05	0.05	
	Rajapalayam Mills Limited	0.17	0.18	
	<i>Companies over which KMP / Relatives of KMP exercise significant influence</i>			
	Sandhya Spinning Mill Limited	0.07	0.06	
	Sri Harini Textiles Limited	0.01	0.01	
	Sri Vishnu Shankar Mill Limited	0.08	0.08	
	The Ramaraju Surgical Cotton Mills Limited	0.07	0.07	
	Rajapalayam Textile Limited	0.03	0.03	
	<b>Total</b>	<b>0.48</b>	<b>0.48</b>	

# Notes to the Consolidated Financial Statements

For the year ended 31<sup>st</sup> March 2022

₹ in Crores

S.No.	Nature of Transaction, Name of the Related Party and Relationship	31-03-2022	31-03-2021
<b>27</b>	<b>Rendering of Services – supply of Manpower on deputation, Information Technology and Other services</b>		
	<b>Associates</b>		
	Ramco Systems Limited	6.78	4.67
	Ramco Industries Limited	0.53	-
	Rajapalayam Mills Limited	0.52	-
	Madurai Trans Carrier Limited	0.32	0.25
	<b>Companies over which KMP / Relatives of KMP exercise significant influence</b>		
	The Ramaraju Surgical Cotton Mills Limited	0.03	-
	Sandhya Spinning Mill Limited	0.03	-
	Sri Vishnu Shankar Mill Limited	0.05	-
	<b>Other entities over which there is a significant influence</b>		
	The Ramco Cements Limited Educational and Charitable Trust	0.03	0.03
	<b>Total</b>	<b>8.29</b>	<b>4.95</b>
<b>28</b>	<b>Sale of Electrical Energy</b>		
	<b>Associates</b>		
	Rajapalayam Mills Limited	3.87	3.80
	<b>Companies over which KMP / Relatives of KMP exercise significant influence</b>		
	Rajapalayam Textile Limited	3.04	2.95
	Sandhya Spinning Mill Limited	0.71	0.70
	Sri Vishnu Shankar Mill Limited	2.86	2.81
	The Ramaraju Surgical Cotton Mills Limited	2.87	2.82
	<b>Total</b>	<b>13.35</b>	<b>13.08</b>

(b) Transactions during the year not on Arm's length basis

₹ in Crores

S.No.	Nature of Transaction, Name of the Related Party and Relationship	31-03-2022	31-03-2021
<b>1</b>	<b>Sale of Goods – Cement</b>		
	<b>Other entities over which there is a significant influence</b>		
	Raja Charity Trust	0.00	0.01
	PAC Ramasamy Raja Education Charity Trust	0.09	0.02
	PACR Sethurammam Charities	0.01	0.01
	PACR Sethurammam Charity Trust	-	0.00
	<b>Total</b>	<b>0.10</b>	<b>0.04</b>

# Notes to the Consolidated Financial Statements

For the year ended 31<sup>st</sup> March 2022

## (c) Outstanding balances including commitments

₹ in Crores

S.No.	Nature of Outstanding Balances, Name of the Related Party and Relationship	31-03-2022	31-03-2021
<b>1</b>	<b>Trade Receivables</b>		
	<b>Associates</b>		
	Ramco Industries Limited	0.00	0.36
	Ramco Systems Limited	0.77	-
	<b>Total</b>	<b>0.77</b>	<b>0.36</b>
<b>2</b>	<b>Loans</b>		
	<b>Associates</b>		
	Madurai Trans Carrier Limited	52.84	30.69
	<b>Total</b>	<b>52.84</b>	<b>30.69</b>
<b>3</b>	<b>Security Deposits / Advances given towards goods or services</b>		
	<b>Associates</b>		
	Ramco Industries Limited	0.05	0.05
	Madurai Trans Carrier Limited	8.92	8.92
	<b>Other entities over which there is a significant influence</b>		
	Smt. Lingammal Ramaraju Shastra Prathishta Trust	1.03	0.87
	PACR Sethurammammal Charity Trust	1.50	1.60
	Ramco Welfare Trust	0.77	1.20
	PACR Sethurammammal Charities	0.40	0.40
	PAC Ramasamy Raja Centenary Trust	0.21	0.12
	Shri Abhinava Vidya Theertha Seva Trust	0.02	-
	<b>Related Party as per Section 2(76)(vi) of Companies Act, 2013</b>		
	Coromandel International Limited	0.44	-
	<b>Total</b>	<b>13.34</b>	<b>13.16</b>
<b>4</b>	<b>Borrowings</b>		
	<b>Key Management Personnel</b>		
	P.R. Venketrama Raja	0.09	2.56
	<b>Total</b>	<b>0.09</b>	<b>2.56</b>
<b>5</b>	<b>Security Deposits received by virtue of Joint Ownership of shares with APGPCL</b>		
	<b>Companies over which KMP / Relatives of KMP exercise significant influence</b>		
	Sri Harini Textiles Limited	0.12	0.12
	The Ramaraju Surgical Cotton Mills Limited	-	0.11
	<b>Total</b>	<b>0.12</b>	<b>0.23</b>
<b>6</b>	<b>Security Deposit received towards lease arrangement</b>		
	<b>Associates</b>		
	Ramco Industries Limited	0.08	0.08
	Lynks Logistics Limited	0.02	0.01
	Madurai Trans Carrier Limited	0.00	0.01
	<b>Total</b>	<b>0.10</b>	<b>0.10</b>
<b>7</b>	<b>Corporate Guarantees given to lenders of Related parties [Refer Note (b) below]</b>		
	<b>Other entity over which there is a significant influence</b>		
	Raja Charity Trust	100.00	100.00
	<b>Total</b>	<b>100.00</b>	<b>100.00</b>
<b>8</b>	<b>Trade Payables / Payables for Capital Goods</b>		
	<b>Associates</b>		
	Ramco Systems Limited	-	-
	<b>Related Party as per Section 2(76)(vi) of Companies Act, 2013</b>		
	Coromandel Engineering Company Limited	-	1.08
	<b>Other entity over which there is a significant influence</b>		
	Shri Abhinava Vidya Theertha Seva Trust	-	0.04
	<b>Total</b>	<b>-</b>	<b>1.12</b>

# Notes to the Consolidated Financial Statements

For the year ended 31<sup>st</sup> March 2022

## Notes

- (a) The above outstanding balances at the respective reporting dates are unsecured and settlement occurs in cash or through provision of goods / services, in case of unadjusted advances.
- (b) The Group has not granted any loan or advance in the nature of loan to promoters, directors, KMPs and other related parties that are repayable on demand; or without specifying any terms or period of repayment.
- (c) The loan balance with Banks by the related party, on the strength of the above Corporate Guarantees given by the Group are furnished below:

₹ in Crores		
Particulars	31-03-2022	31-03-2021
Raja Charity Trust	5.75	13.07

## Key Management Personnel compensation in total and for each of the following categories:

₹ in Crores		
Particulars	31-03-2022	31-03-2021
Short – Term Benefits	62.26	78.05
Defined Contribution Plan	0.63	0.61
Fair value of ESOP given to KMPs	Refer Note (c) below	
Defined Benefit Plan / Other Long-term benefits	Refer Note (d) below	
<b>Total</b>	<b>62.89</b>	<b>78.66</b>

## Notes

- (a) Short-Term Benefits comprises of salaries, bonus, sitting fees, and value of perquisites excluding value of ESOP perquisites.
- (b) Defined Contribution Plan comprises of contribution to Provident fund and Superannuation fund.
- (c) During the previous year, the Company has granted an aggregate of 2,00,000 stock options to KMPs, which was due for vesting on 8<sup>th</sup> September 2021 and exercisable on or before 31<sup>st</sup> December 2022. The amortized fair value of ESOP given to KMPs for the year ended 31<sup>st</sup> March 2022 included under the head 'Employee Stock Option Expenses' is ₹ 5.72 Crores (PY: ₹ 13.70 Crores).
- (d) As the liability for gratuity and compensated absences are provided on actuarial basis for the Group as a whole, amounts accrued pertaining to key managerial personnel are not included above.

## 58. Disclosure of Fair value measurements

The fair values of financial assets and liabilities are determined at the amount at which the instrument could be exchanged in a current transaction between willing parties, other than in a forced or liquidation sale. Fair value of cash and short-term deposits, trade and other short term receivables, trade payables, other current liabilities, short term loans from banks and other financial instruments approximate their carrying amounts largely due to their short term maturities of these instruments.

### Financial Instruments by category

₹ in Crores					
Particulars	Amortised Cost	FVTPL	FVTOCI	Carrying Amount	Fair Value
<b>As at 31-03-2022</b>					
<b>Financial Assets</b>					
Other Investments	-	0.78	27.02	27.80	27.80
Loans	79.84	-	-	79.84	79.84
Trade Receivables	350.71	-	-	350.71	350.71
Cash and Bank Balances	178.48	-	-	178.48	178.48
Other Financial Assets	187.24	-	-	187.24	187.24

# Notes to the Consolidated Financial Statements

For the year ended 31<sup>st</sup> March 2022

Particulars	Amortised Cost	FVTPL	FVTOCI	₹ in Crores	
				Carrying Amount	Fair Value
<b>Financial Liabilities</b>					
Borrowings	3,929.95	-	-	3,929.95	3,929.95
Lease Liabilities	19.72	-	-	19.72	19.72
Trade Payables	490.74	-	-	490.74	490.74
Other Financial Liabilities	897.35	-	-	897.35	897.35
<b>As at 31-03-2021</b>					
<b>Financial Assets</b>					
Other Investments	-	0.66	27.22	27.88	27.88
Loans	57.70	-	-	57.70	57.70
Trade Receivables	375.92	-	-	375.92	375.92
Cash and Bank Balances	143.83	-	-	143.83	143.83
Other Financial Assets	170.73	-	-	170.73	170.73
<b>Financial Liabilities</b>					
Borrowings	3,101.72	-	-	3,101.72	3,101.72
Lease Liabilities	8.06	-	-	8.06	8.06
Trade Payables	364.52	-	-	364.52	364.52
Other Financial Liabilities	890.92	-	-	890.92	890.92

## Fair value hierarchy

The Group uses the following hierarchy for determining and disclosing the fair value of financial instruments by valuation technique:

Level 1 : Quoted (Unadjusted) prices in active markets for identical assets or liabilities.

Level 2 : Other techniques for which all inputs which have a significant effect on the recorded fair value are observable, either directly or indirectly.

Level 3 : Techniques which use inputs that have a significant effect on the recorded fair value that are not based on observable market data.

The details of financial instruments that are measured at fair value on recurring basis are given below:

Particulars	₹ in Crores			
	Level 1	Level 2	Level 3	Total
<b>Financial Instruments at FVTOCI</b>				
<i>Investments in listed equity securities</i>				
<b>As at 31-03-2022</b>	4.89	-	-	4.89
As at 31-03-2021	5.09	-	-	5.09
<i>Investment in unlisted securities</i>				
<b>As at 31-03-2022</b>	-	-	22.13	22.13
As at 31-03-2021	-	-	22.13	22.13
<b>Financial Instruments at FVTPL</b>				
<i>Investment in mutual funds</i>				
<b>As at 31-03-2022</b>	0.78	-	-	0.78
As at 31-03-2021	0.66	-	-	0.66

## Notes

- (a) The Group designates certain equity shares at FVTOCI as they are not held for trading purpose and disclosing their fair value fluctuation in profit or loss will not reflect the purpose of holding.

# Notes to the Consolidated Financial Statements

For the year ended 31<sup>st</sup> March 2022

- (b) There were no transfers between level 1 and level 2 fair value measurement during the year ended 31-03-2022 and 31-03-2021.
- (c) There were no movements in the financial instruments categorized under Level 3 during the year ended 31-03-2022 and 31-03-2021.

## Valuation techniques used to determine the fair value

The significant inputs used in the fair value measurement categorized within the fair value hierarchy are given below:

Nature of Financial Instrument	Valuation Technique	Remarks / Assumptions
Investment in Listed securities / Mutual Funds	Market Value	Closing Price as at 31 <sup>st</sup> March in Stock Exchange
Investment in Unlisted securities	Discounted Cash Flow Method	Discount Rate of 8.50% p.a (PY: 8.50% p.a. is used to determine the discounted cash flow [Refer Note (a) below])
Financial Guarantee Obligation	Differential Interest Rate	Interest rates quote have been obtained from the Banker

## Notes

- (a) Assuming cash flows estimated in perpetuity are constant over the period, an increase in 100 bps in the discount rate will decrease the fair value by ₹ 2.33 Crores (PY: ₹ 2.33 Crores) and a decrease in the 100 bps in the discount rate will increase the fair value by ₹ 2.95 Crores (PY: ₹ 2.95 Crores).
- (b) There were no significant inter-relationships between unobservable inputs that materially affect fair values.

## 59. Financial Risk Management

The Board of Directors (BOD) has overall responsibility for the establishment and oversight of the Group's risk management framework and thus established a risk management policy to identify and analyse the risk faced by the Group. Risk Management Systems are reviewed by the BOD periodically to reflect changes in market conditions and the Group's activities. The Group through its training and management standards and procedures develop a disciplined and constructive control environment in which all employees understand their roles and obligations. The Audit Committee oversees how management monitors compliance with the Group's risk management policies and procedures, and reviews the risk management framework. The Audit committee is assisted in the oversight role by Internal Audit. Internal Audit undertakes reviews of the risk management controls and procedures, the results of which are reported to the Audit Committee.

The Group has the following financial risks:

Categories of Risk	Nature of Risk
Credit Risk	Receivables
	Financial Instruments and Cash deposits
Liquidity Risk	Fund Management
Market Risk	Foreign Currency Risk
	Cash flow and fair value interest rate risk
	Commodity Price Risk

The Board of Directors regularly reviews these risks and approves the risk management policies, which covers the management of these risks:

### Credit Risk

Credit Risk is the risk of financial loss to the Group if the customer or counterparty to the financial instruments fails to meet its contractual obligations and arises principally from the Group's receivables, treasury operations and other operations that are in the nature of lease.



# Notes to the Consolidated Financial Statements

For the year ended 31<sup>st</sup> March 2022

## Receivables

The Group's exposure to credit risk is influenced mainly by the individual characteristic of each customer. The Group extends credit to its customers in the normal course of business by considering the factors such as financial reliability of customers. The Group evaluates the concentration of the risk with respect to trade receivables as low, as its customers are located in several jurisdictions and operate in largely independent markets. The Group maintains adequate security deposits from its customers in case of wholesale and retail segment. In case of institutional segment, credit risks are mitigated by way of enforceable securities. The exposures with the Government are generally unsecured but they are considered as good. However, unsecured credits are extended based on creditworthiness of the customers on case to case basis. Trade receivables are written off when there is no reasonable expectation of recovery, such as a debtor declaring bankruptcy or failing to engage in a repayment plan with the Group and where there is a probability of default, the Group creates a provision based on Expected Credit Loss for trade receivables under simplified approach as below:

Particulars	₹ in Crores				Total
	Not Due	Less than 90 days	90 to 180 days	More than 180 days	
<b>As at 31-03-2022</b>					
Gross carrying amount	198.69	26.14	15.31	116.82	356.96
Expected Loss Rate	-	0.11%	1.83%	5.09%	1.75%
Expected Credit Losses	-	0.03	0.28	5.94	6.25
Carrying amount of Trade Receivables net of impairment	198.69	26.11	15.03	110.88	350.71
<b>As at 31-03-2021</b>					
Gross carrying amount	281.67	18.94	21.04	61.07	382.72
Expected Loss Rate	0.05%	0.37%	6.51%	8.56%	1.78%
Expected Credit Losses	0.14	0.07	1.37	5.22	6.80
Carrying amount of Trade Receivables net of impairment	281.53	18.87	19.67	55.85	375.92

## Reconciliation of impairment allowance on trade receivables

Particulars	₹ in Crores
Impairment allowance as at 1 <sup>st</sup> April 2020	6.60
Add: Change in loss allowance for the year 2020-21	0.20
Impairment allowance as at 31 <sup>st</sup> March 2021	6.80
Less: Change in loss allowance for the year 2021-22	0.55
Impairment allowance as at 31 <sup>st</sup> March 2022	6.25

## Financial Instruments and Cash deposits

Investments of surplus funds are made only with the approved counterparties. The Group is presently exposed to counter party risk relating to short term and medium term deposits placed with banks, and also investments made in mutual funds. The Group places its cash equivalents based on the creditworthiness of the financial institutions.

## Liquidity Risk

Liquidity Risks are those risk that the Group will not be able to settle or meet its obligations on time or at reasonable price. In the management of liquidity risk, the Group monitors and maintains a level of cash and cash equivalents deemed adequate by the management to finance the Group's operations and to mitigate the effects of fluctuations in cash flows. Due to the dynamic nature of the underlying business, the Group aims at maintaining flexibility in funding by keeping both committed and uncommitted credit lines available. The Group has laid well defined policies and procedures facilitated by robust information system for timely and qualitative decision making by the management including its day to day operations.

# Notes to the Consolidated Financial Statements

For the year ended 31<sup>st</sup> March 2022

## Financial arrangements

The Group has access to the following undrawn borrowing facilities:

₹ in Crores

Particulars	31-03-2022	31-03-2021
<b>Expiring within one year</b>		
Bank Overdraft and other facilities	884.62	745.00
Term Loans	250.00	433.33
<b>Expiring beyond one year</b>		
Term Loans	-	-

**Note:** Undrawn limit in respect of bank overdraft and other facilities has been calculated based on the adequacy of drawing power. In respect of term loans, undrawn limit is reckoned based on available valid sanction letters at each reporting dates.

## Maturities of Financial Liabilities

₹ in Crores

Nature of Financial Liability	< 1 year	1 – 5 years	>5 years	Total
<b>As at 31-03-2022</b>				
Borrowings from Banks, NCDs, Director	1,025.68	2,576.22	108.75	3,710.65
Soft Loan from Government	30.74	108.63	13.67	153.04
Deferred Sales Tax Liability	16.24	65.16	-	81.40
Trade payables	490.74	-	-	490.74
Security Deposits payable	712.26	-	-	712.26
Lease Liabilities	0.14	1.05	18.53	19.72
Other Financial Liabilities	185.09	-	-	185.09
<b>As at 31-03-2021</b>				
Borrowings from Banks, NCDs, Director	939.10	1,940.33	5.50	2,884.93
Soft Loan from Government	-	129.37	23.67	153.04
Deferred Sales Tax Liability	-	81.40	-	81.40
Trade payables	364.52	-	-	364.52
Security Deposits payable	648.46	-	-	648.46
Lease Liabilities	0.11	0.84	7.11	8.06
Other Financial Liabilities	242.46	-	-	242.46

**Note:** Security deposits do not have a contractual payment term but are repayable on demand. Since, the Group does not have an unconditional right to defer the payment beyond 12 months from reporting date, these deposits have been classified under current financial liabilities. For including these amounts in the above-mentioned maturity analysis, the Group has assumed that these deposits will be repayable at the end of the next reporting period. The actual maturity period for the deposit amount can differ based on the date on which these deposits are settled to the customers.

## Foreign Currency Risk

The Group's exposure in USD and other foreign currency denominated transactions in connection with import of capital goods, spares and fuel, besides exports of finished goods and borrowings in foreign currency, gives rise to exchange rate fluctuation risk. The Group has following policies to mitigate this risk:

Decisions regarding borrowing in Foreign Currency and hedging thereof, (both interest and exchange rate risk) and the quantum of coverage is driven by the necessity to keep the cost comparable. Foreign Currency loans, imports and exports transactions are hedged by way of forward contract after taking into consideration the anticipated Foreign exchange inflows/outflows, timing of cash flows, tenure of the forward contract and prevailing Foreign exchange market conditions.

# Notes to the Consolidated Financial Statements

For the year ended 31<sup>st</sup> March 2022

The Group's exposure to foreign currency risk (un-hedged) as detailed below:

Currency	Trade Payables	Trade and other Receivables	Balance with Banks
<b>USD in Millions</b>			
As at 31-03-2022	35.99	-	0.08
As at 31-03-2021	19.92	-	-
<b>EUR in Millions</b>			
As at 31-03-2022	0.99	-	-
As at 31-03-2021	0.20	-	-
<b>JPY in Millions</b>			
As at 31-03-2022	-	-	-
As at 31-03-2021	4.03	-	-
<b>LKR in Millions</b>			
As at 31-03-2022	0.42	4.75	38.91
As at 31-03-2021	12.19	15.11	9.02
<b>PHP in Millions</b>			
As at 31-03-2022	-	2.64	-
As at 31-03-2021	-	4.30	-

## Risk sensitivity on foreign currency fluctuation

₹ in Crores

Foreign Currency	31-03-2022		31-03-2021	
	1 % Increase	1% decrease	1% increase	1% decrease
USD	(-) 2.72	2.72	(-) 1.46	1.46
EUR	(-) 0.08	0.08	(-) 0.02	0.02
JPY	-	-	(-) 0.27	0.27
LKR	0.17	(-) 0.17	0.03	(-) 0.03
PHP	0.00	(-) 0.00	0.01	(-) 0.01

**Note:** The above sensitivity analysis is based on a change in an interest rate by 100 bps while holding all other things constant for the monetary items outstanding as at the reporting date.

## Cash flow and fair value interest rate risk

Interest rate risk arises from long term borrowings with variable rates which exposed the Group to cash flow interest rate risk. The Group's fixed rate borrowing are carried at amortized cost and therefore are not subject to interest rate risk as defined in Ind AS 107 since neither the carrying amount nor the future cash flows will fluctuate because of the change in market interest rates. The Group is exposed to the evolution of interest rates and credit markets for its future refinancing, which may result in a lower or higher cost of financing, which is mainly addressed through the management of the fixed/floating ratio of financial liabilities. The Group constantly monitors credit markets to strategize a well-balanced maturity profile in order to reduce both the risk of refinancing and large fluctuations of its financing cost. The Group believes that it can source funds for both short term and long term at a competitive rate considering its strong fundamentals on its financial position.

## Interest rate risk exposure

₹ in Crores

Particulars	31-03-2022	31-03-2021
Variable rate borrowings	2,310.88	1,775.37
Fixed rate borrowings	1,537.67	1,244.95
Interest free borrowings	81.40	81.40

**Note:** The Group does not have any interest rate swap contracts.

# Notes to the Consolidated Financial Statements

For the year ended 31<sup>st</sup> March 2022

## Sensitivity on Interest rate fluctuation

₹ in Crores

Total Interest Cost in Profit and Loss works out to	31-03-2022	31-03-2021
1% Increase in Interest Rate	135.51	105.37
1% Decrease in Interest Rate	89.29	69.87

**Note:** The above sensitivity analysis is based on a change in an interest rate by 100 bps while holding all other things (viz. Availment and Repayment of borrowings) as constant during the reporting period.

## Commodity price risk

Commodity price risk arises on account of fluctuations in price of raw materials and fuels viz. coal and pet coke, which are linked to various external factors. Since these are primary costs in cement production, any adverse fluctuation in these prices can lead to significant drop in operating profitability.

To mitigate this risk, the Group closely observe the prices and buy when the prices tend to come down and also take steps to maintain three to four months inventory to beat the impact of upward cycle of commodity index, usage of other alternate fuels and optimum fuel mix to manage over fuel cost. The Group also enters into long term contracts with suppliers at competitive prices. These processes and procedures are reviewed by the management at regular intervals and measures have been taken to curb it.

## Sensitivity on commodity price fluctuation

₹ in Crores

Nature of Fuel	31-03-2022		31-03-2021	
	1 % Increase	1% decrease	1% increase	1% decrease
Coal	(-) 2.53	2.53	(-) 1.38	1.38
Pet coke	(-) 6.60	6.60	(-) 2.99	2.99

## 60. Disclosures as required under Micro, Small and Medium Enterprises Development Act, 2006:

The categorization of supplier as MSME registered under the Act under the new definition, has been determined based on the information available with the Group as at the reporting date. The Group has also considered suppliers as MSME who possess the erstwhile MSME certificate for the period upto the reporting date, for the purpose of categorization and disclosures. The disclosures as required under Micro, Small, and Medium Enterprises Development Act, 2006:

₹ in Crores

Particulars	31-03-2022	31-03-2021
(a) (i) The principal amount remaining unpaid to any supplier at the end of the financial year included in -		
- Trade Payables	13.06	4.15
- Other Current Financial Liabilities	7.08	8.42
(ii) The interest due on the above	-	-
(b) The amount of interest paid by the buyer in terms of section 16 of the Act	-	-
(c) The amount of the payment made to the supplier beyond the appointed day during the financial year	-	-
(d) The amount of interest accrued and remaining unpaid at the end of financial year	-	-
(e) The amount of interest due and payable for the period of delay in making payment but without adding the interest specified under this Act	-	-

# Notes to the Consolidated Financial Statements

For the year ended 31<sup>st</sup> March 2022

## 61. Additional regulatory information as required under Companies Act 2013 / Indian Accounting Standards

### (a) Trade Payables Ageing Schedule ₹ in Crores

Particulars	Outstanding for following periods from due date of payment					Total
	Not due	< 1 year	1 – 2 years	2 - 3 years	> 3 years	
<b>As at 31-03-2022</b>						
MSME	1.91	10.68	0.24	0.14	0.09	13.06
Others	16.19	246.72	3.82	1.89	1.63	270.25
Disputed Dues – MSME	-	-	-	-	-	-
Disputed Dues – Others	-	-	-	-	14.07	14.07
Unbilled dues	193.36	-	-	-	-	193.36
<b>Total</b>	<b>211.46</b>	<b>257.40</b>	<b>4.06</b>	<b>2.03</b>	<b>15.79</b>	<b>490.74</b>
<b>As at 31-03-2021</b>						
MSME	0.33	3.55	0.14	0.09	0.04	4.15
Others	10.61	132.38	2.78	2.15	0.20	148.12
Disputed Dues – MSME	-	-	-	-	-	-
Disputed Dues – Others	-	-	-	-	14.07	14.07
Unbilled dues	198.18	-	-	-	-	198.18
<b>Total</b>	<b>209.12</b>	<b>135.93</b>	<b>2.92</b>	<b>2.24</b>	<b>14.31</b>	<b>364.52</b>

### (b) Capital Work-in-Progress Ageing Schedule ₹ in Crores

Particulars	Amount in CWIP for a period of				Total
	< 1 year	1 – 2 years	2 - 3 years	> 3 years	
<b>As at 31-03-2022</b>	1,522.02	986.12	478.32	5.69	2,992.15
<b>As at 31-03-2021</b>	1,451.52	834.03	35.07	4.84	2,325.46

**Note:** The Company do not have any projects whose activity has been suspended.

### (c) Completion Schedule for Capital Work-in-Progress whose completion is overdue or cost exceeded as per its original plan ₹ in Crores

Particulars	To be completed in			
	< 1 year	1 – 2 years	2 - 3 years	> 3 years
<b>As at 31-03-2022</b>				
Clinker Line III at Jayanthipuram	254.67	-	-	-
Grinding Unit in Haridasapur, Odisha	71.70	-	-	-
Integrated Unit in Kalavatala, Andhra Pradesh	1,837.49	88.61	-	-
Railway siding in Kalavatala, Andhra Pradesh	-	161.35	-	-
Modernization in Ramasamy Raja Nagar	184.49	-	-	-
Dry Mortar Plant at Ramasamy Raja Nagar, Salem	79.46	-	-	-
Grinding Plant, Jayanthipuram and Odisha	-	-	-	-
<b>Total</b>	<b>2,427.81</b>	<b>249.96</b>	<b>-</b>	<b>-</b>
<b>As at 31-03-2021</b>				
Clinker Line III at Jayanthipuram	643.48	-	-	-
Grinding Unit in Haridasapur, Odisha	27.88	-	-	-
Integrated Unit in Kalavatala, Andhra Pradesh	905.00	279.00	96.42	-
<b>Total</b>	<b>1,576.36</b>	<b>279.00</b>	<b>96.42</b>	<b>-</b>

**Note:** Completion is overdue mainly due to pandemic caused by COVID-19 and changes in the scope of work.

# Notes to the Consolidated Financial Statements

For the year ended 31<sup>st</sup> March 2022

## (d) Intangible Assets under development Ageing Schedule

### Projects in Progress

₹ in Crores

Particulars	Amount in Intangible Assets under development for a period of				
	< 1 year	1 – 2 years	2 - 3 years	> 3 years	Total
<b>As at 31-03-2022</b>	20.16	15.37	2.12	4.21	41.86
<b>As at 31-03-2021</b>	18.20	4.22	2.88	4.43	29.73

## (e) Trade Receivables Ageing Schedule

₹ in Crores

Particulars	Outstanding for following periods from due date of payment						Total
	Not Due	Less than 6 months	6 month – 1 year	1 – 2 years	2 - 3 years	> 3 years	
<b>As at 31-03-2022</b>							
Undisputed Trade receivables - considered good	198.69	41.13	53.49	37.72	2.97	13.99	347.99
Undisputed Trade receivables - which have significant increase in credit risk	-	0.31	2.19	2.20	0.21	1.14	6.05
Disputed Trade receivables - considered good	-	0.01	0.03	0.03	0.18	2.47	2.72
Disputed Trade receivables - which have significant increase in credit risk	-	-	-	-	0.01	0.19	0.20
<b>Total</b>	<b>198.69</b>	<b>41.45</b>	<b>55.71</b>	<b>39.95</b>	<b>3.37</b>	<b>17.79</b>	<b>356.96</b>
<b>As at 31-03-2021</b>							
Undisputed Trade receivables - considered good	281.67	38.40	27.61	6.55	3.79	14.91	372.93
Undisputed Trade receivables - which have significant increase in credit risk	-	1.57	2.24	0.61	0.40	1.66	6.48
Disputed Trade receivables - considered good	-	0.01	0.06	0.29	0.03	2.60	2.99
Disputed Trade receivables - which have significant increase in credit risk	-	-	-	0.03	-	0.29	0.32
<b>Total</b>	<b>281.67</b>	<b>39.98</b>	<b>29.91</b>	<b>7.48</b>	<b>4.22</b>	<b>19.46</b>	<b>382.72</b>

## (f) Unbilled Revenue Ageing Schedule

₹ in Crores

Particulars	Outstanding for following periods from date of recognition of revenue					Total
	Less than 6 months	6 month – 1 year	1 – 2 years	2 - 3 years	> 3 years	
<b>As at 31-03-2022</b>	2.84	1.26	1.61	0.84	1.90	8.45
<b>As at 31-03-2021</b>	3.56	0.52	0.95	1.90	-	6.93

**Note:** Out of Unbilled Revenue of ₹ 8.45 Crores as at 31-03-2022, a sum of ₹ 2.99 Crores remain unbilled to BESCO for more than one year towards windmill units generated and pumped into the grids for want of confirmation from the counterparty and ₹ 1.36 Crores remain unbilled for more than one year as per the agreed milestones for information technology services.

## (g) Undisclosed Income

The Group do not have any transaction which are not recorded in the books of accounts that has been surrendered or disclosed as income in the tax assessments under the Income Tax Act, 1961 during any of the years.

## (h) Relationship with Struck off Companies

The Group did not have any transactions with Companies struck off under Section 248 of Companies Act, 2013 or Section 560 of Companies Act, 1956 considering the information available with the Group.

# Notes to the Consolidated Financial Statements

For the year ended 31<sup>st</sup> March 2022

## (i) Details of Crypto Currency or Virtual Currency

The Group did not trade or invest in Crypto Currency or virtual currency during the financial year. Hence disclosure relating to it are not applicable.

## (j) Benami property

The Group did not have any Benami property, where any proceeding has been initiated or pending against the Group for holding any Benami property.

## (k) The Group has neither advanced or loaned or invested, nor received any fund, to or from, any other persons or entities including foreign entities (intermediaries) with the understanding that the intermediary shall:

- i. directly or indirectly lend or invest in other persons or entities identified in any manner whatsoever by or on behalf of the Group or
- ii. provide any guarantee, security or the like to or on behalf of the ultimate beneficiaries.

## 62. The amount of expenditure recognized in the carrying amount of an item of Property, Plant and Equipment in the course of its construction, included in Capital Work-in-Progress are given below:

	₹ in Crores	
Particulars	31-03-2022	31-03-2021
<b>Pre-operative expenses included in CWIP as at the beginning of the year</b>	<b>172.83</b>	<b>132.05</b>
<b>Expenditure incurred during the year</b>		
Employee Benefits Expenses	28.16	34.19
Finance Costs	102.41	100.25
Depreciation and Amortization expenses	3.98	2.00
Stores and Spares consumption	1.69	-
Repairs and maintenance	2.80	5.62
Insurance	0.55	0.48
Outsourced establishment expenses	1.44	0.79
Traveling expenses	0.16	0.47
Lease Rent	0.16	0.23
Legal and consultancy expenses	0.38	1.23
IT & Communication expenses	0.04	1.47
Power and Fuel	9.81	3.62
Security Charges	1.41	1.10
Miscellaneous expenses	3.63	3.10
<b>Sub Total</b>	<b>156.62</b>	<b>154.55</b>
<b>Less: Capitalised during the year</b>	<b>54.33</b>	<b>113.77</b>
<b>Pre-operative expenses included in CWIP as at the end of the year</b>	<b>275.12</b>	<b>172.83</b>

## 63. Events after the reporting period – Distribution made and proposed

	₹ in Crores	
Particulars	31-03-2022	31-03-2021
<b>Cash Dividends on Equity Shares declared and paid</b>		
Final dividend for the year ended 31 <sup>st</sup> March 2021: Nil (For the year ended 31 <sup>st</sup> March 2020: Nil)	-	-
Interim dividend for the year ended 31 <sup>st</sup> March 2022: Nil (For the year ended 31 <sup>st</sup> March 2021: ₹ 3 per share)	-	66.68
TDS on Dividends	-	4.16
<b>Proposed Dividends on Equity Shares</b>		
Final dividend for the year ended 31 <sup>st</sup> March 2022: ₹ 3/- per share (For the year ended 31 <sup>st</sup> March 2021: Nil) includes TDS on dividends	70.96	-

# Notes to the Consolidated Financial Statements

For the year ended 31<sup>st</sup> March 2022

## 64. Capital Management

For the purpose of the Group's capital management, capital includes issued equity share capital and all other equity reserves attributable to the equity holders of the Group. The primary objective of the Group's capital management is to maximize the shareholders' wealth. The Group manages its capital structure and makes adjustments in the light of changes in economic conditions and the requirements of the financial covenants. The Group monitors capital using a gearing ratio, which is net debt divided by total equity plus net debt.

		₹ in Crores	
Particulars		31-03-2022	31-03-2021
Long Term Borrowings		2,857.29	2,162.62
Short Term Borrowings		1,072.66	939.10
Less: Cash and Cash Equivalents		146.18	108.11
<b>Net Debt</b>	<b>(A)</b>	<b>3,783.77</b>	<b>2,993.61</b>
Equity Share Capital		23.63	23.59
Other Equity		6,595.29	5,708.11
<b>Total Equity</b>	<b>(B)</b>	<b>6,618.92</b>	<b>5,731.60</b>
<b>Total Capital Employed</b>	<b>(C) = (A) + (B)</b>	<b>10,402.69</b>	<b>8,725.21</b>
<b>Capital Gearing Ratio</b>	<b>(A) / (C)</b>	<b>36%</b>	<b>34%</b>

In order to achieve this overall objective, the Group's capital management, amongst other things, aims to ensure that it meets financial covenants attached to the interest-bearing loans and borrowings that define capital structure requirements. There have been no breaches in the financial covenants of any interest-bearing loans/borrowing. The Group is not subjected to any externally imposed capital requirements. There are no significant changes in the objectives, policies or processes for managing capital during the years ended 31-03-2022 and 31-03-2021.

## 65. Reclassification of previous year figures upon complying with Schedule III Amendments

The Group had voluntarily adopted to comply with the amendments in Schedule III of Companies Act, 2013 notified on 24-03-2021, from the financial year 2020-21, though the applicability is spelt out with effect from 01-04-2021. Accordingly the Group has complied with such disclosures and reclassified previous year figures, wherever necessary, to conform to current year classification.

## 66. Closure of foreign branch in Srilanka

The Group has closed the operations of foreign branch in Srilanka effective from 27-07-2021, in view of additional tax rate being levied by Srilanka on packed cement when compared with bulk cement, making the branch operations uncompetitive. The completion of winding up activities is in progress. There is no material impact in the Financial Statements because of closure of said branch operation.

As per our report annexed

For **SRSV & ASSOCIATES**  
Chartered Accountants  
Firm Registration Number: 015041S

**G. CHELLA KRISHNA**  
Partner  
Membership No. 210474

Chennai  
23-05-2022

For **RAMAKRISHNA RAJA AND CO**  
Chartered Accountants  
Firm Registration Number: 005333S

**M. VIJAYAN**  
Partner  
Membership No. 026972

**P.R. VENKETRAMA RAJA**  
Chairman and Managing Director

**A.V. DHARMAKRISHNAN**  
Chief Executive Officer

**S. VAITHIYANATHAN**  
Chief Financial Officer

**K.SELVANAYAGAM**  
Secretary



**ADDITIONAL INFORMATION, AS REQUIRED UNDER SCHEDULE III TO THE COMPANIES ACT, 2013 OF ENTERPRISES CONSOLIDATED AS SUBSIDIARIES/ASSOCIATES FOR THE YEAR 2021-22**

Name of the Entity	Net Assets i.e, total assets minus total liabilities		Share in Profit/(Loss)		Share in Other Comprehensive Income (OCI)		Share in Total Comprehensive Income (TCI)	
	As % of Consolidated net assets	₹ in Crores	As % of Consolidated profit/(loss)	₹ in Crores	As % of Consolidated OCI	₹ in Crores	As % of Consolidated TCI	₹ in Crores
<b>Parent</b>								
The Ramco Cements Limited	95.46%	6,323.69	101.33%	893.65	103.45%	(2.70)	101.32%	890.95
<b>Subsidiaries</b>								
<b>Indian</b>								
Ramco Windfarms Limited	0.23%	15.40	0.19%	1.64	-	-	0.19%	1.64
Ramco Industries and Technology Services Limited	0.15%	10.21	(0.33%)	(2.91)	3.45%	(0.09)	(0.34%)	(3.00)
Minority Interest in Subsidiary	0.10%	6.77	0.05%	0.47	0.38%	(0.01)	0.05%	0.46
<b>Associates (Investments as per the Equity Method)</b>								
<b>Indian</b>								
Ramco Industries Limited	2.08%	137.82	1.83%	16.15	7.66%	(0.20)	1.81%	15.95
Ramco Systems Limited	1.90%	126.07	(1.65%)	(14.57)	(14.94%)	0.39	(1.61%)	(14.18)
Rajapalayam Mills Limited	0.03%	1.79	0.01%	0.11	-	-	0.01%	0.11
Madurai Trans Carrier Limited	0.05%	3.61	-	-	-	-	-	-
Lynks Logistics Limited	-	-	(1.43%)	(12.59)	-	-	(1.43%)	(12.59)

As per our report annexed

**For SRSV & ASSOCIATES**  
Chartered Accountants  
Firm Registration Number: 015041S

**G. CHELLA KRISHNA**  
Partner  
Membership No. 210474  
Chennai  
23-05-2022

**For RAMAKRISHNA RAJA AND CO**  
Chartered Accountants  
Firm Registration Number: 005333S

**M. VIJAYAN**  
Partner  
Membership No. 026972

**P.R. VENKETRAMA RAJA**  
Chairman and Managing Director

**A.V. DHARMAKRISHNAN**  
Chief Executive Officer

**S. VAITHIYANATHAN**  
Chief Financial Officer

**K.SELVANAYAGAM**  
Secretary





YOU SURE HAVE A HEART  
SO YOU MUST HAVE SOME  
BLOOD TO DONATE

---

LET YOUR BLOOD RUSH  
IN WHEN SOMEONE'S  
LIFE IS RUNNING OUT



**THE RAMCO CEMENTS LIMITED**  
"Auras Corporate Centre," 5<sup>th</sup> Floor, 98-A,  
Dr. Radhakrishnan Road, Mylapore,  
Chennai - 600 004.